



US00D351159S

United States Patent [19]
Nakano

[11] **Patent Number: Des. 351,159**
[45] **Date of Patent: ** Oct. 4, 1994**

[54] **PORTABLE TELEPHONE**

[75] **Inventor: Takashi Nakano, Shiga, Japan**

[73] **Assignee: Murata Kikai Kabushiki Kaisha, Kyoto, Japan**

[**] **Term: 14 Years**

[21] **Appl. No.: 9,078**

[22] **Filed: Jun. 3, 1993**

[30] **Foreign Application Priority Data**

Dec. 4, 1992 [JP] Japan 4-35869

[52] **U.S. Cl. D14/138**

[58] **Field of Search** 379/58-61,
379/419, 420, 428, 433, 440; D14/137, 138, 140,
142, 149-151, 147, 148, 240, 248, 116

[56] **References Cited**

U.S. PATENT DOCUMENTS

- D. 320,984 10/1991 Tattari D14/148 X
- D. 322,435 12/1991 Nakamaghi et al. D14/138
- D. 323,325 1/1992 Seki 14/147 X

- D. 325,576 4/1992 Pitkonen D14/147 X
- D. 329,049 9/1992 Peersman D14/138 X
- D. 334,187 3/1993 Matsuda D14/138
- D. 337,326 7/1993 Kim D14/147 X
- D. 341,138 11/1993 Cummings D14/138
- D. 343,172 1/1994 Watanabe D14/138

Primary Examiner—Alan P. Douglas
Assistant Examiner—Jeffrey Asch
Attorney, Agent, or Firm—Spensley Horn Jubas & Lubitz

[57] **CLAIM**

The design for a portable telephone, as shown and described.

DESCRIPTION

FIG. 1 is a top perspective view of the portable telephone showing my new design;
FIG. 2 is a front elevational view thereof;
FIG. 3 is a top plan view;
FIG. 4 is a bottom plan view;
FIG. 5 is a left side view;
FIG. 6 is a right side view; and,
FIG. 7 is a back elevational view thereof.




FIG. 1




FIG. 2

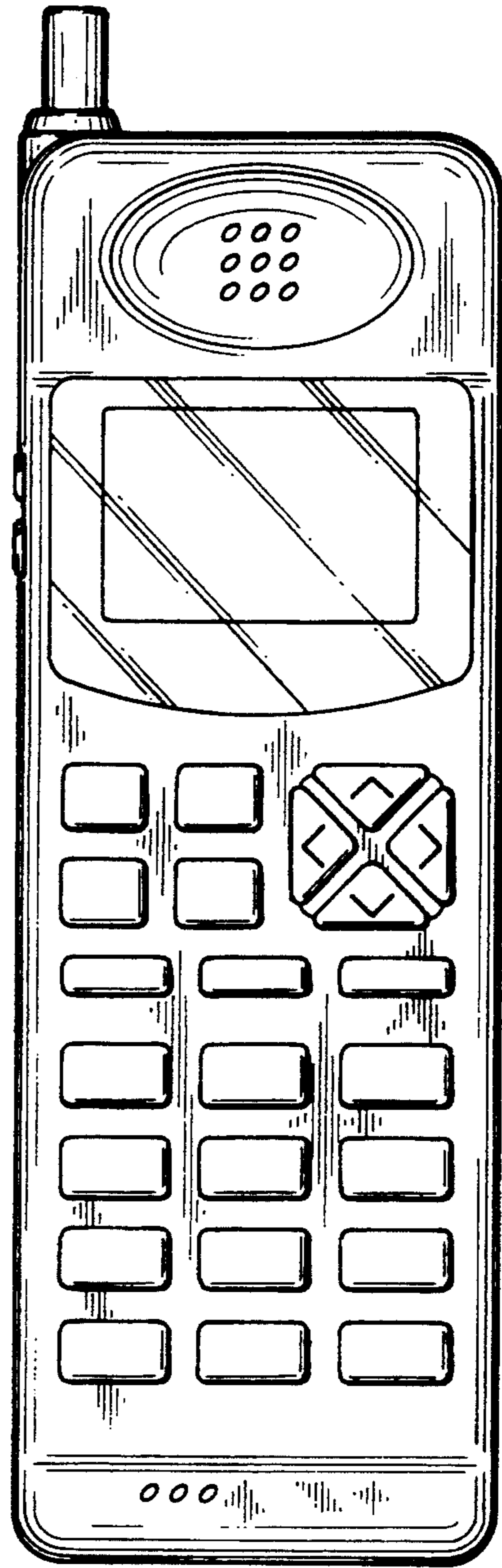


FIG. 3




FIG. 4

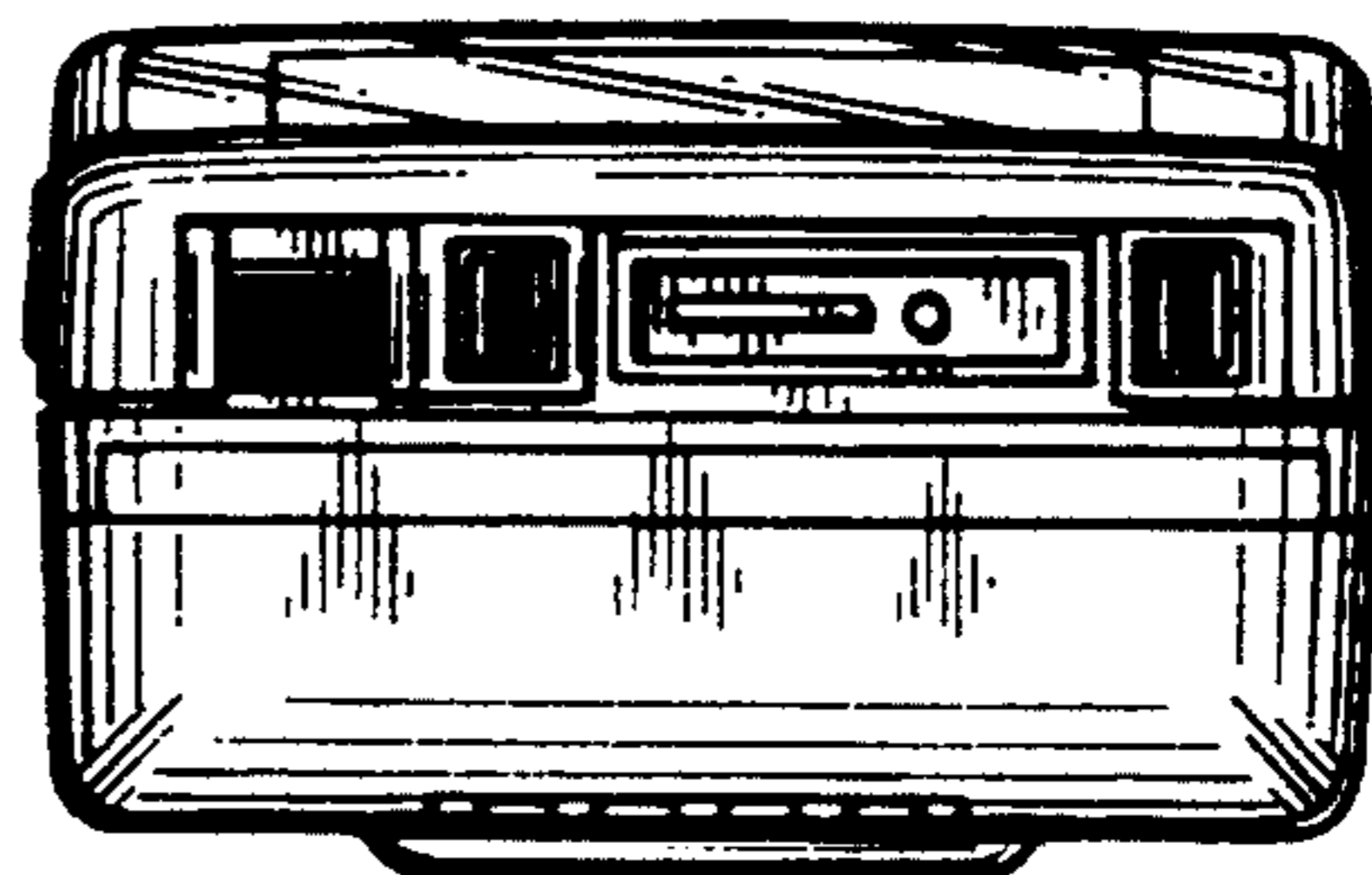


FIG. 5

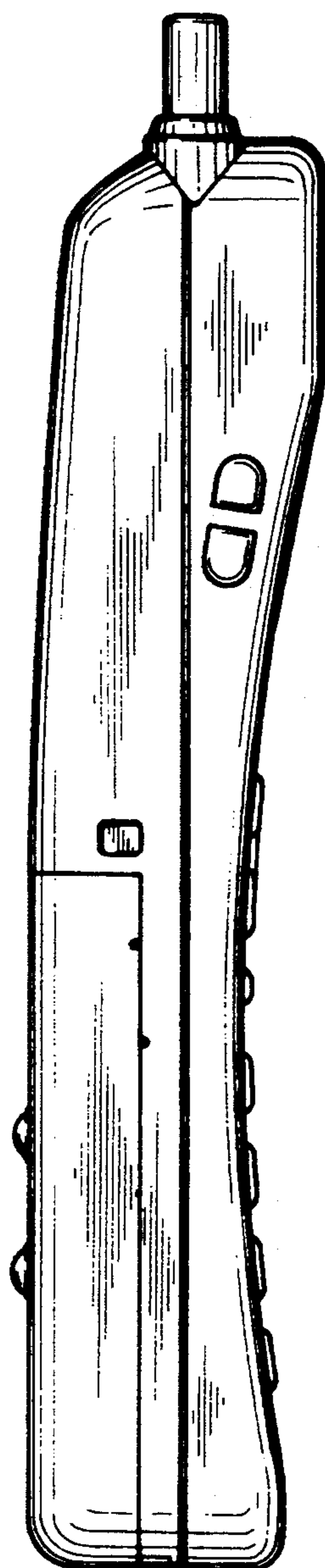


FIG. 6

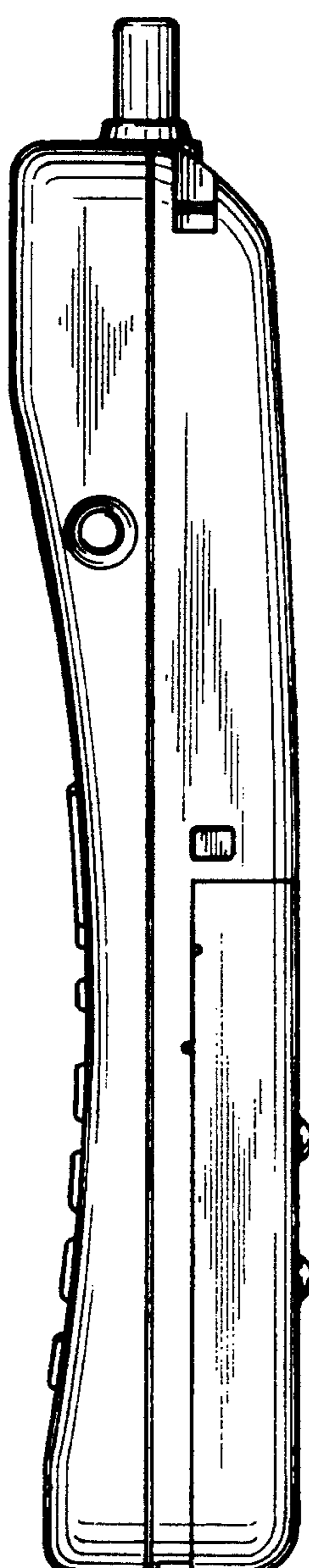


FIG. 7

