



US00D351158S

United States Patent [19]

Sacherman et al.

[11] Patent Number: Des. 351,158

[45] Date of Patent: ** Oct. 4, 1994

[54] INFRARED DIGITAL TRANSCEIVER

[75] Inventors: **Jim Sacherman**, Palo Alto; **Dallas R. Grove**, Mountain View, both of Calif.

[73] Assignee: **Photonics Corporation**, Campbell, Calif.

[**] Term: **14 Years**

[21] Appl. No.: **849,122**

[22] Filed: **Mar. 10, 1992**

[52] U.S. Cl. **D14/137**

[58] Field of Search 250/214 R, 239, 221, 250/342; 455/73, 89, 90, 128, 347; 375/7; D14/137, 155, 188

59-35126 9/1985 Japan .

59-142272 1/1986 Japan .

OTHER PUBLICATIONS

Gfeller and Bapst, "Wireless In-House Data Communication via Diffuse Infrared Radiation", Proceedings of the IEEE; vol. 67; No. 11, Nov. 1979.

Gfeller, Müller and Vettiger; "Infrared Communication for In-House Applications", presented at IEEE Compcon 1978 (Washington, D.C.), Sep. 5-8, 1978.

Gfeller, "Infranet: Infrared Microbroadcasting Network for In-House Data Communication", report for IBM Technical Disclosure Bulletin, vol. 25, No. 8; Jan. 1983.

"Asynchronous Communication Link for Infrared Transmission", IBM Technical Disclosure Bulletin; vol. 28, No. 9; Feb. 1986.

"Touchpad Cable Function", IBM Technical Disclosure Bulletin; vol. 28; No. 9; Feb. 1986.

"Group Encoding Method for Infrared Communication", IBM Technical Disclosure Bulletin, vol. 28, No. 10, Mar. 1986.

Primary Examiner—B. J. Bullock

Attorney, Agent, or Firm—Haverstock, Medlen & Carroll

[56] References Cited

U.S. PATENT DOCUMENTS

3,676,846	7/1972	Busch .	
3,979,719	9/1976	Tooley et al. .	
4,021,665	5/1977	Haas et al.	250/239
4,377,862	3/1983	Koford et al. .	
4,402,090	8/1983	Gfeller et al. .	
4,447,726	5/1984	Mudge et al.	250/342
4,497,068	1/1985	Fischer .	
4,540,605	9/1985	Barone .	
4,584,720	4/1986	Garrett .	
4,596,050	6/1986	Rogers .	
4,608,714	8/1986	Juengal .	
4,627,106	12/1986	Drake .	
4,687,924	8/1987	Galvin et al.	250/239
4,723,314	2/1988	Schneeberger .	
4,742,577	5/1988	Valdmanis .	
4,763,291	8/1988	Schwaber .	
4,779,274	10/1988	Takahashi et al. .	
4,795,908	1/1989	Morimoto et al.	250/342
4,809,257	2/1989	Gantenbein et al. .	
4,825,075	4/1989	Jacoby et al.	250/342
4,864,647	9/1989	Harrington .	
4,897,883	1/1990	Harrington .	
4,959,874	9/1990	Saruta et al. .	
4,975,926	12/1990	Knapp .	
4,977,618	12/1990	Allen .	
5,119,226	6/1992	Allen et al. .	
5,124,991	6/1992	Allen .	

FOREIGN PATENT DOCUMENTS

56-202266	6/1983	Japan .
57-109350	1/1984	Japan .
57-188975	5/1984	Japan .

[57] CLAIM

The ornamental design for an infrared digital transceiver, as shown and described.

DESCRIPTION

FIG. 1 is a top plan view of an infrared digital transceiver showing our new design, the bottom being unornamented;

FIG. 2 is a left side elevation view thereof;

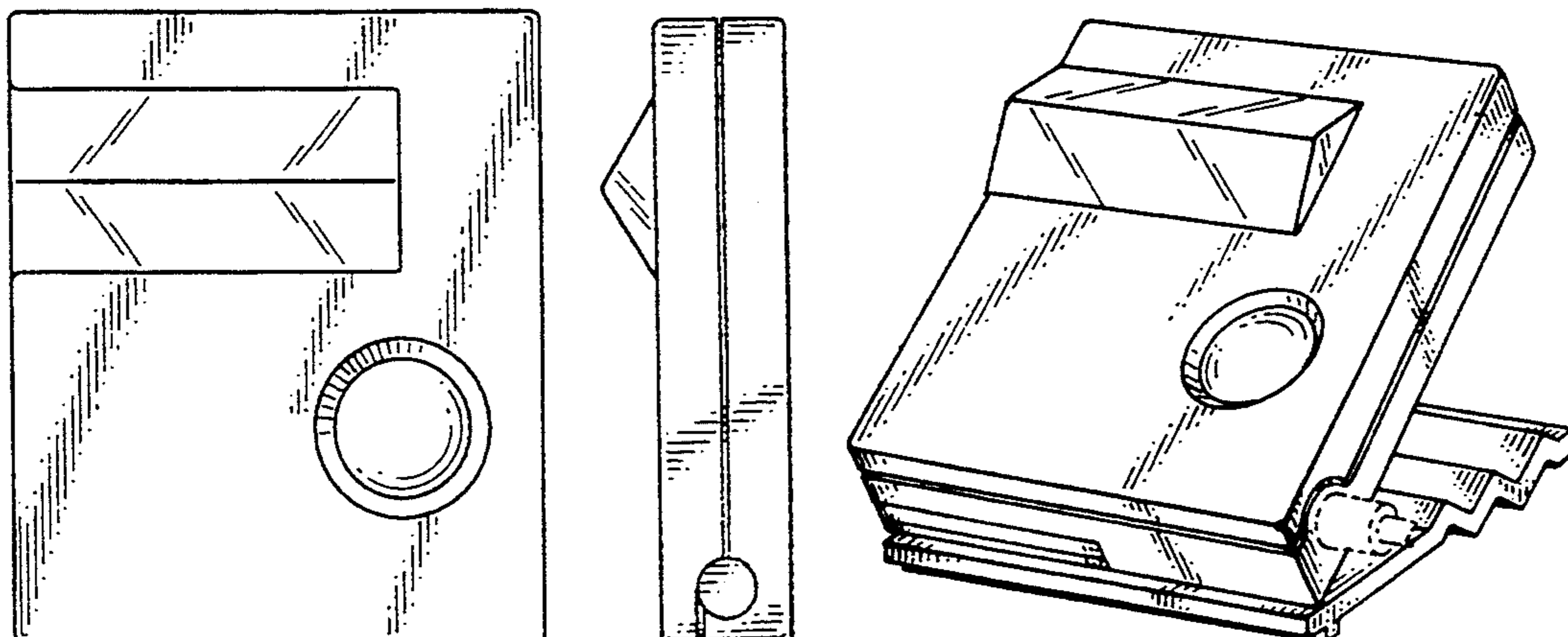
FIG. 3 is a right side elevation view thereof;

FIG. 4 is a front elevation view thereof, the rear surface following the configuration shown in FIG. 1-3;

FIG. 5 is a top plan view of the second embodiment of the design of FIG. 1 the only difference being the inclusion of a stand on the rear, and;

FIG. 6 is a left side elevation view of FIG. 5 the bottom surface of the stand following the configuration shown on its side; and,

FIG. 7 is a perspective view of FIG. 5, the broken line showing of the cord junction being for illustrative purposes only.



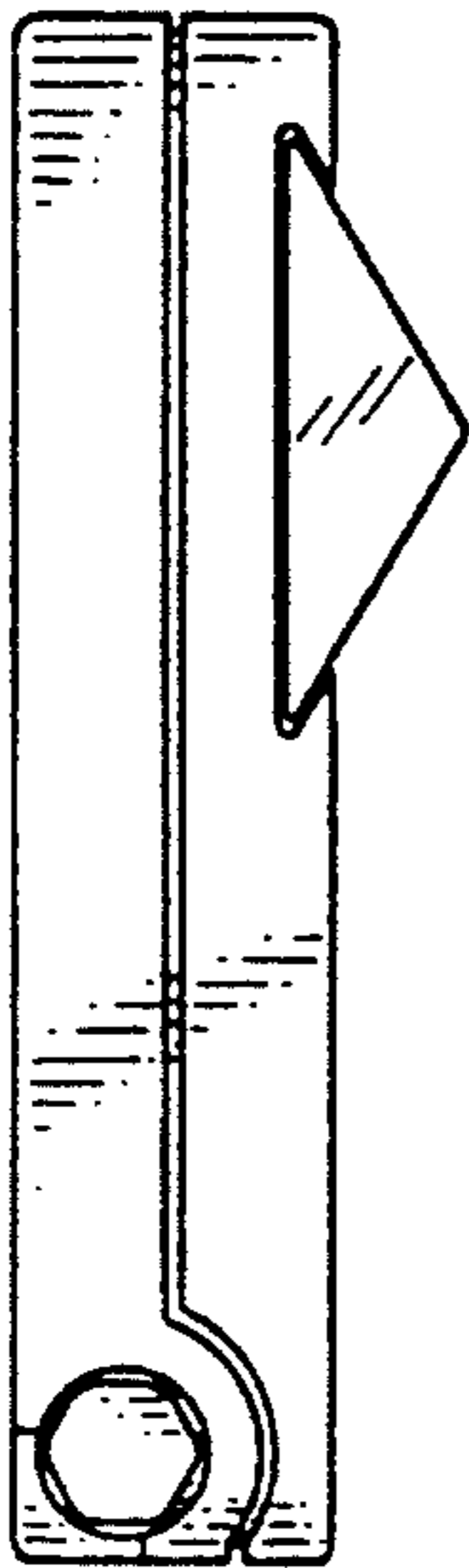


FIG. 2

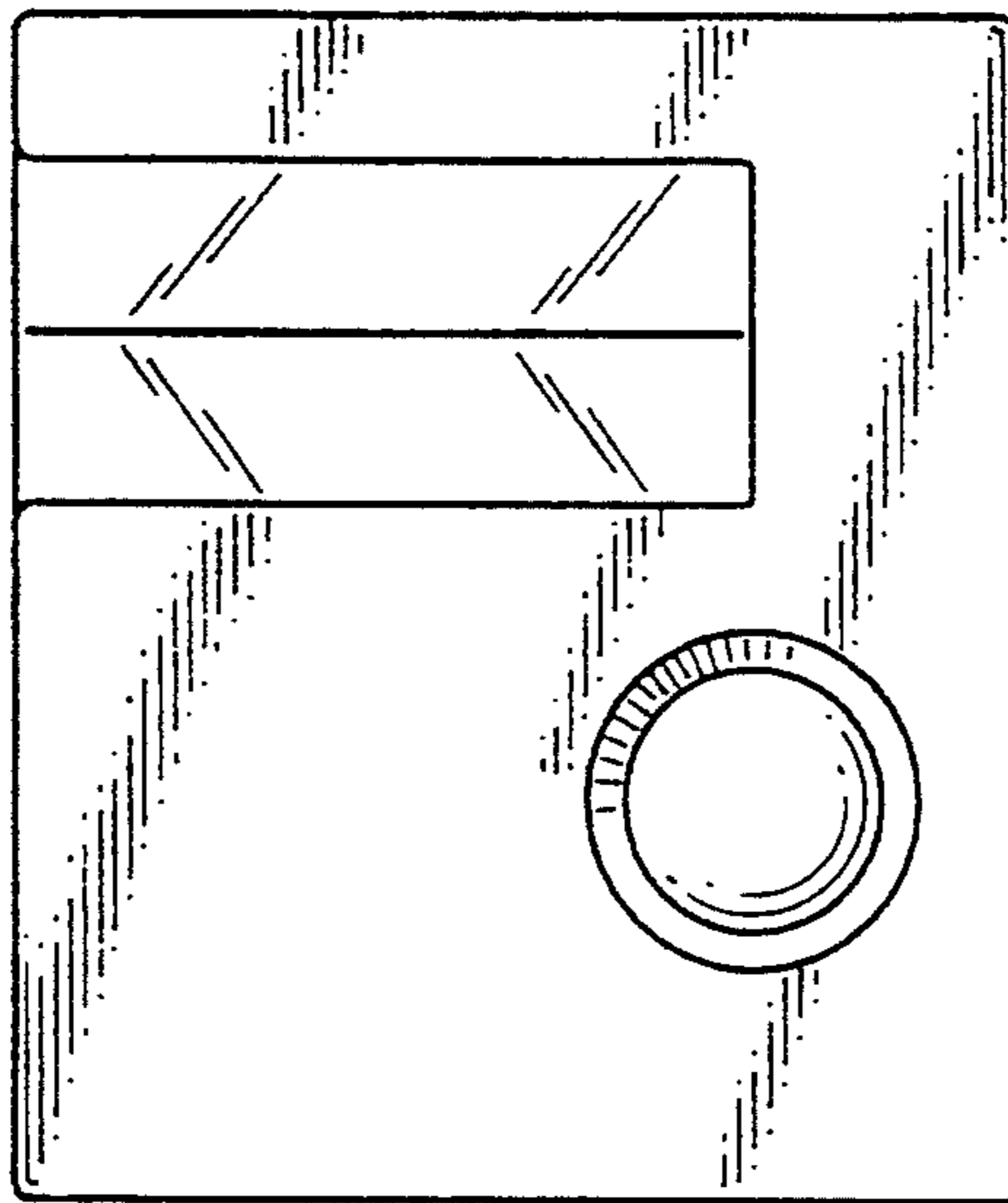


FIG. 1

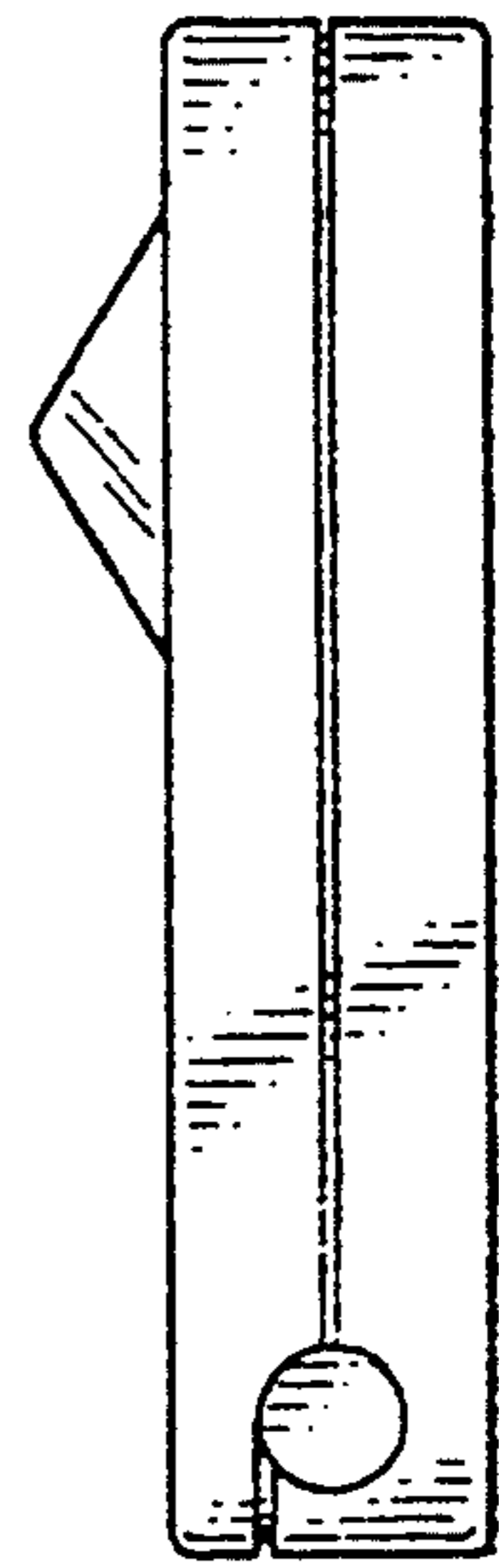


FIG. 3

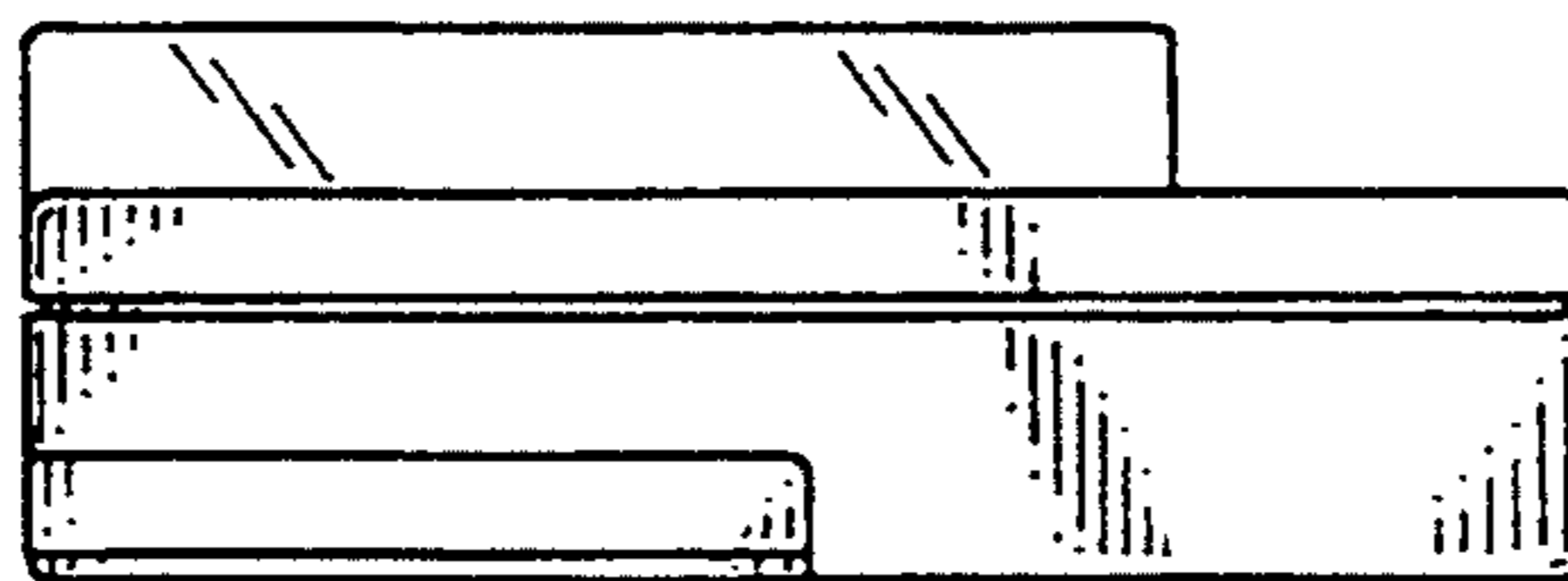


FIG. 4

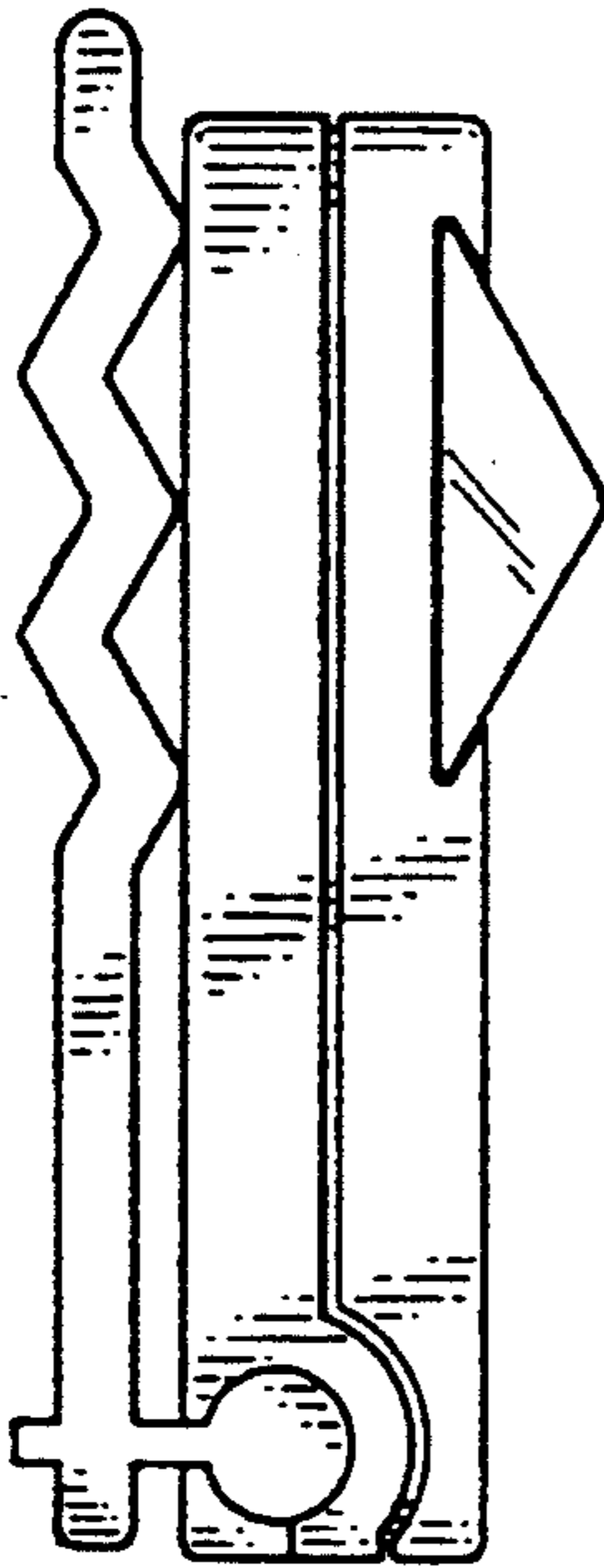


FIG. 6

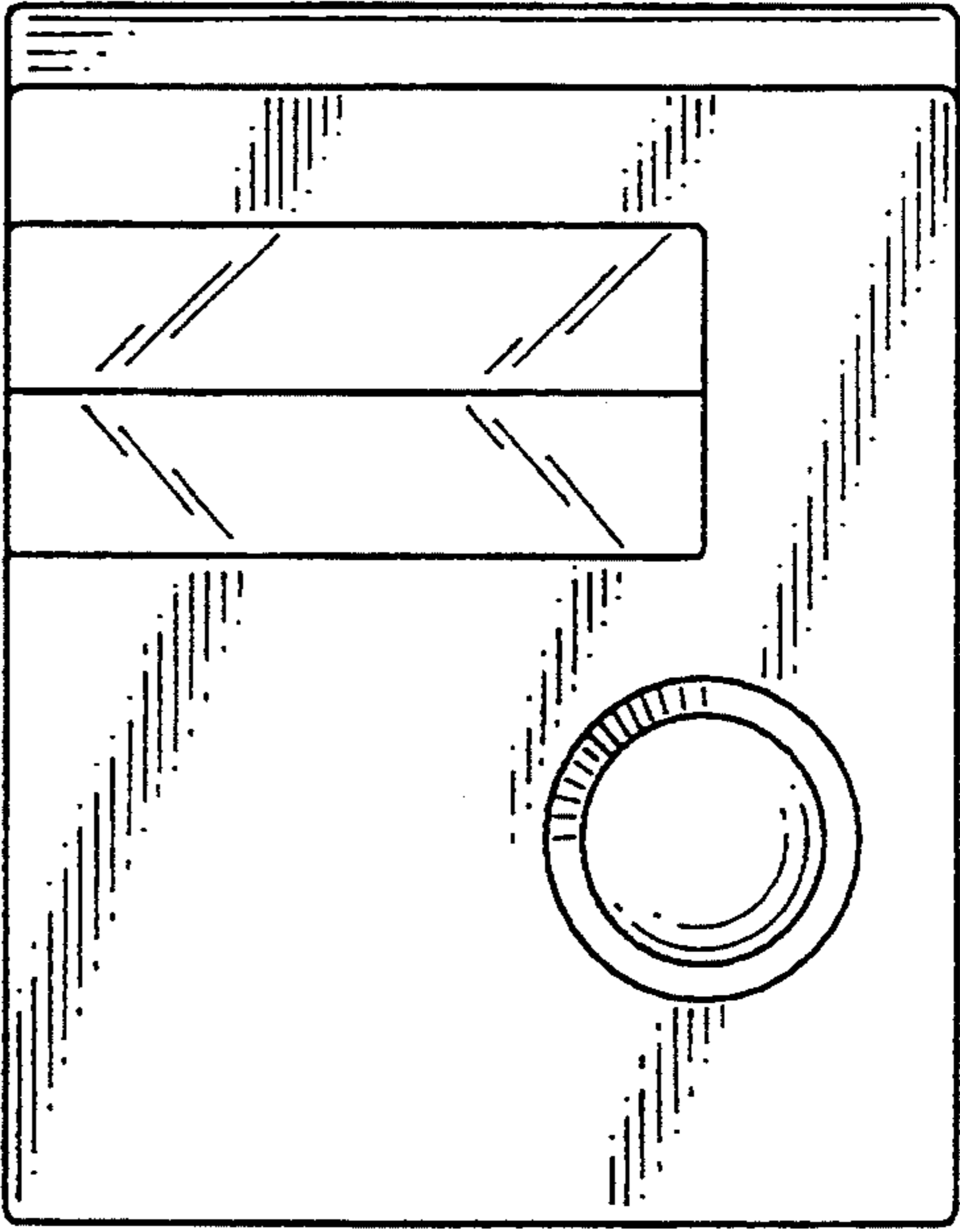


FIG. 5

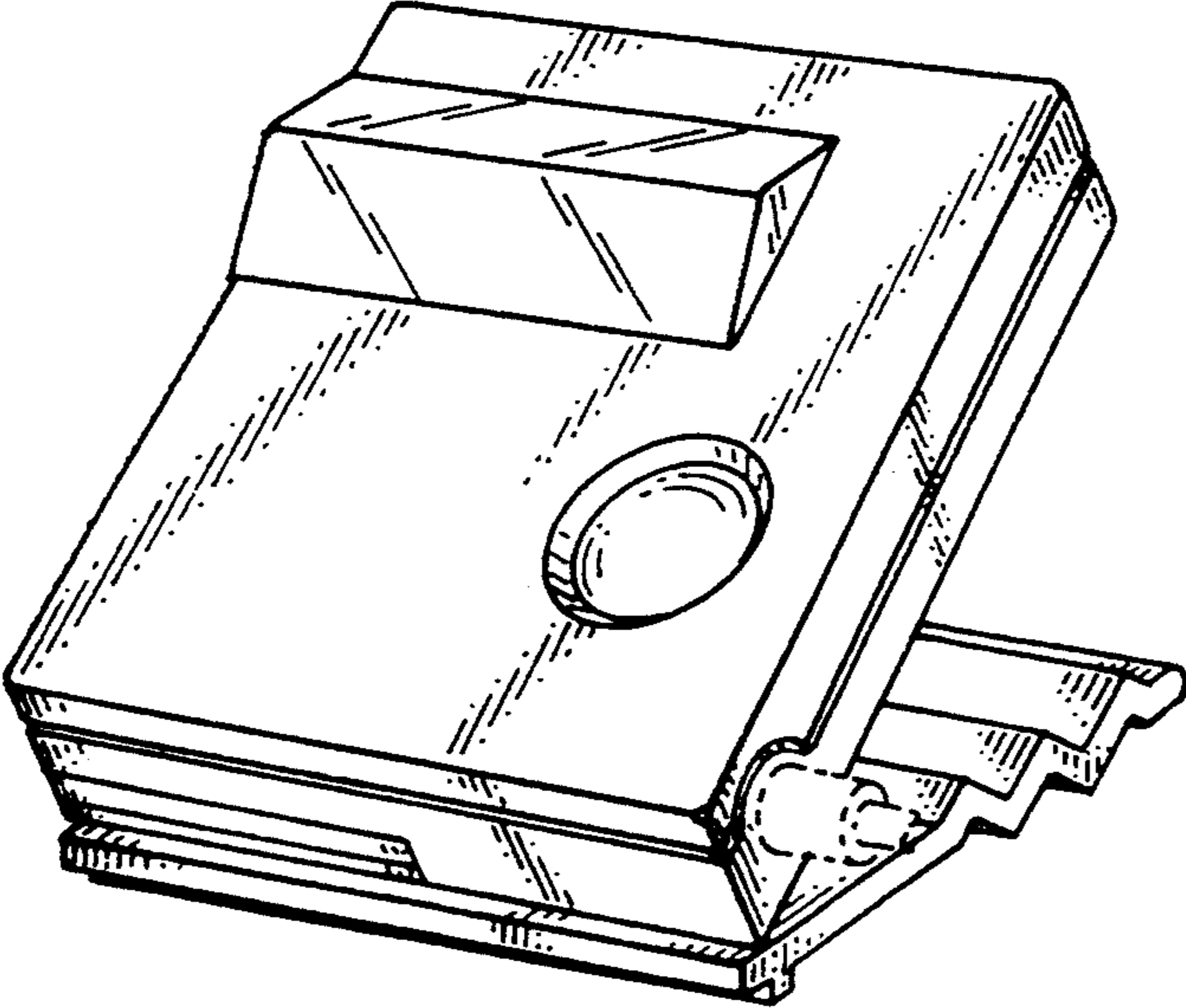


FIG. 7