



US00D351156S

United States Patent [19]

Usami et al.

[11] Patent Number: **Des. 351,156**

[45] Date of Patent: **** Oct. 4, 1994**

[54] TELEVISION SET

[75] Inventors: **Seiji Usami; Yoshito Fujii; Keiichi Koyama**, all of Tochigi, Japan

[73] Assignee: **Sharp Kabushiki Kaisha**, Osaka, Japan

[**] Term: **14 Years**

[21] Appl. No.: **12,211**

[22] Filed: **Jul. 8, 1993**

[52] U.S. Cl. **D14/126**

[58] Field of Search 348/825, 838; 312/7.2; D14/125-134

D. 335,664	5/1993	Morita et al.	D14/126
D. 336,643	6/1993	Kitashima et al.	D14/126
D. 342,498	12/1993	Nakamura et al.	D14/126
D. 342,500	12/1993	Wada et al.	D14/126

Primary Examiner—Theodore M. Shooman
Attorney, Agent, or Firm—Nixon & Vanderhye

[57] CLAIM

The ornamental design for a television set, as shown and described.

DESCRIPTION

FIG. 1 is a top, front and right side perspective view of a television set according to our design; FIG. 2 is a front elevational view thereof; FIG. 3 is a right side elevational view thereof, the left side being a mirror image; FIG. 4 is a rear elevational view thereof; FIG. 5 is a top plan view thereof; and, FIG. 6 is a bottom plan view thereof.

[56] References Cited

U.S. PATENT DOCUMENTS

D. 298,323	11/1988	Ariyoshi et al.	D14/126
D. 306,724	3/1990	Inoue et al.	D14/126
D. 316,855	5/1991	Saeki et al.	D14/126

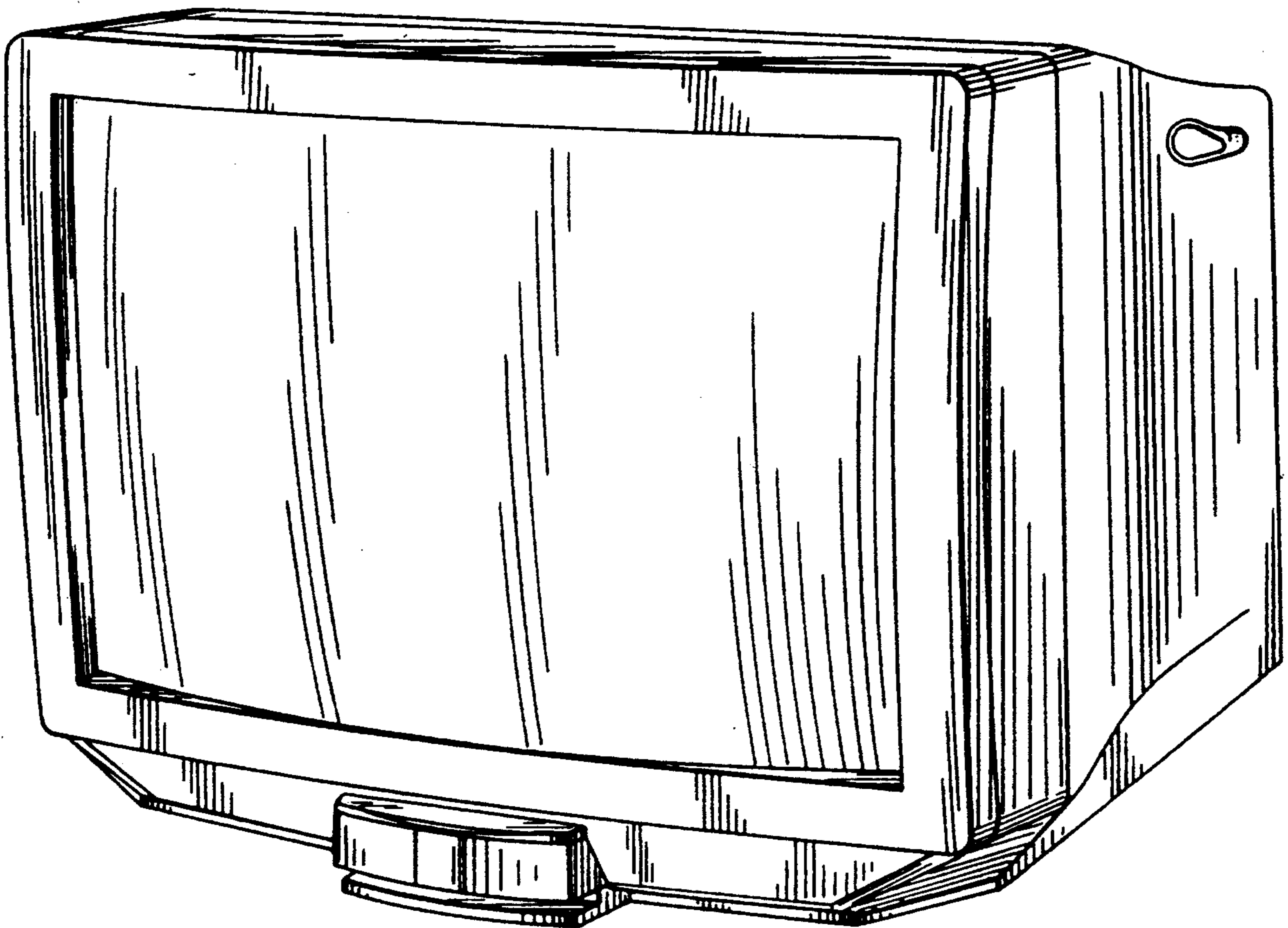


Fig.1

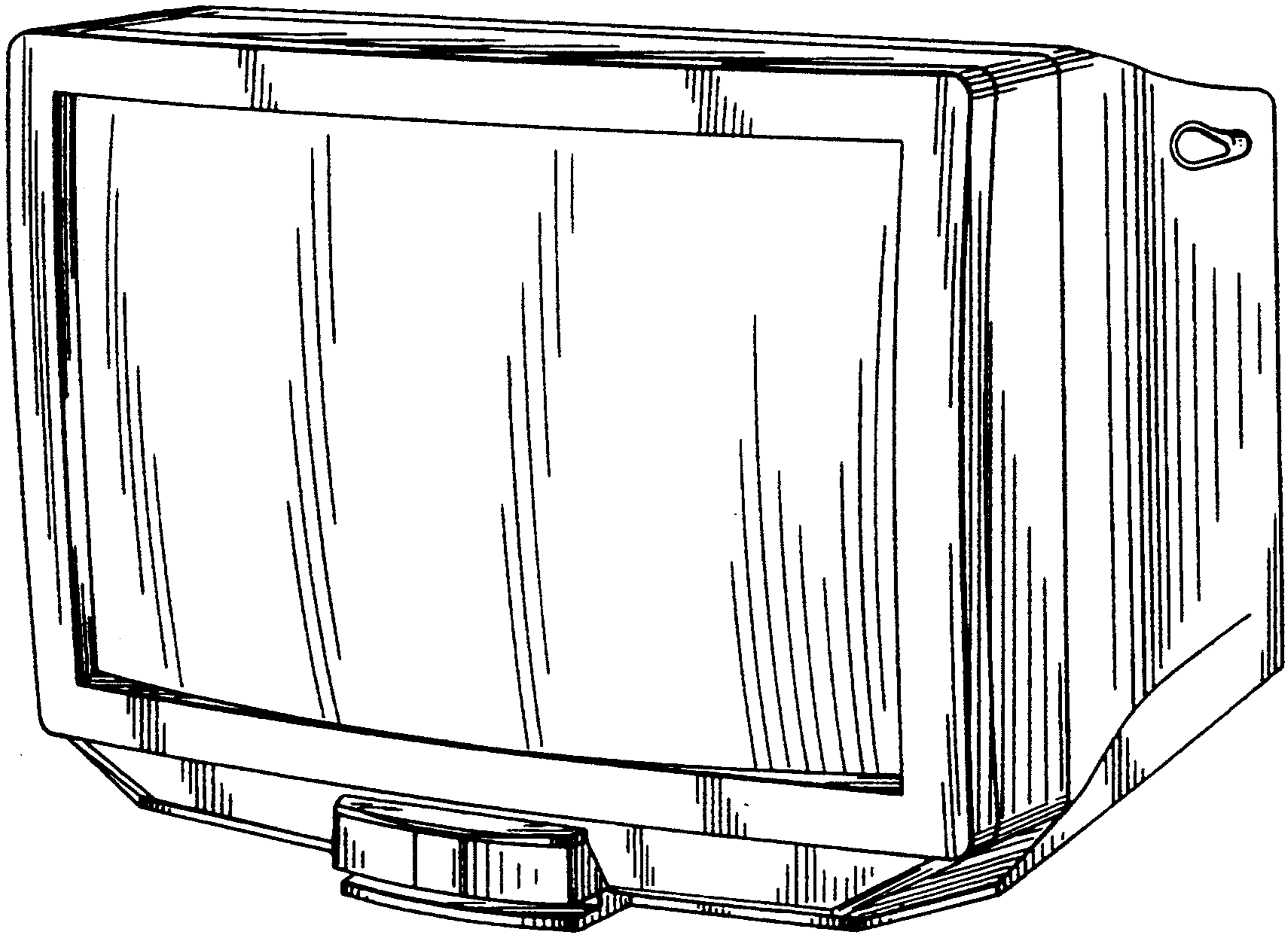


Fig.2

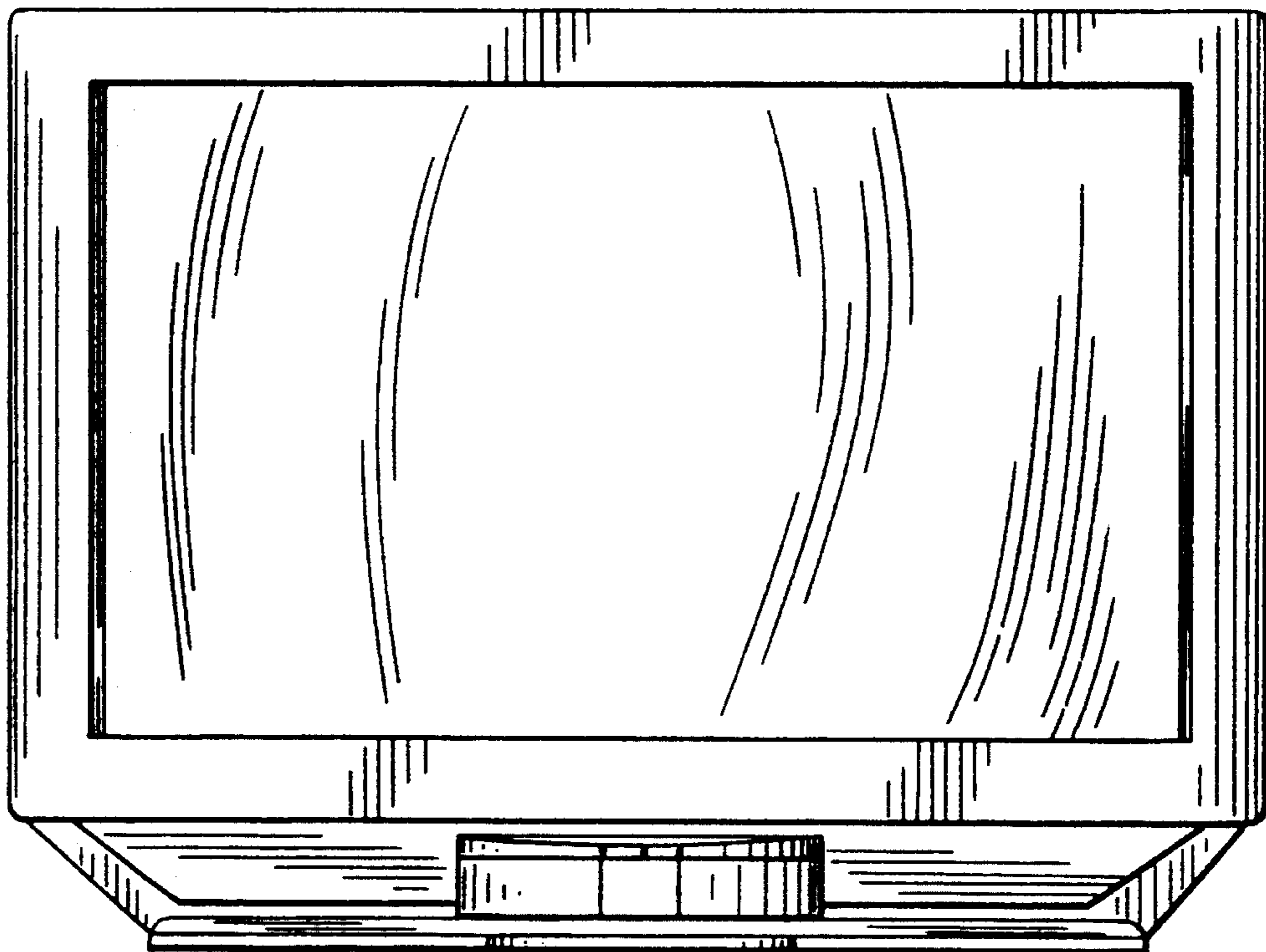


Fig. 3




Fig. 4




Fig. 5



Fig. 6

