



US00D351119S

United States Patent [19]

[11] Patent Number: **Des. 351,119**

McMullin

[45] Date of Patent: **** Oct. 4, 1994**

[54] **ORNAMENTAL BADGE FOR A WATCHBAND**

[76] Inventor: **Tami M. McMullin**, 6406 Barre Rd., Loveland, Ohio 45140

[**] Term: **14 Years**

[21] Appl. No.: **13,810**

[22] Filed: **Oct. 4, 1993**

[52] U.S. Cl. **D11/96; D11/1; D11/95**

[58] **Field of Search** 63/1.1-11, 63/26; 59/78-82, 84, 90-92; 224/171, 173, 175, 178; D11/1-13, 15-18, 20-25, 93-99, 87; D10/30-39

D. 280,393 9/1985 Lee D11/96
 D. 343,797 2/1994 Santiccioli D10/32
 4,060,185 11/1977 Kuroda .
 4,234,115 11/1980 Williams .
 4,355,501 10/1982 Tesch .
 4,593,842 6/1986 Koenuma .
 4,757,926 7/1988 Leo 224/173
 4,823,562 4/1989 Yokote et al. .
 5,168,480 12/1992 Dodier 224/173

Primary Examiner—Ralf T. Seifert

[57] CLAIM

The ornamental design for an ornamental badge for a watchband, as shown and described.

DESCRIPTION

FIG. 1 is a front elevational view of an ornamental badge for a watchband showing my new design;
 FIG. 2 is a rear elevational view thereof;
 FIG. 3 is a left side elevational view thereof;
 FIG. 4 is a right side elevational view thereof;
 FIG. 5 is a top plan view thereof; and,
 FIG. 6 is a bottom plan view thereof.

[56] **References Cited**
U.S. PATENT DOCUMENTS
 D. 132,031 4/1942 Leddy D11/96
 D. 250,008 10/1978 Zelenko et al. D11/96
 D. 266,319 9/1982 Picheria D11/96

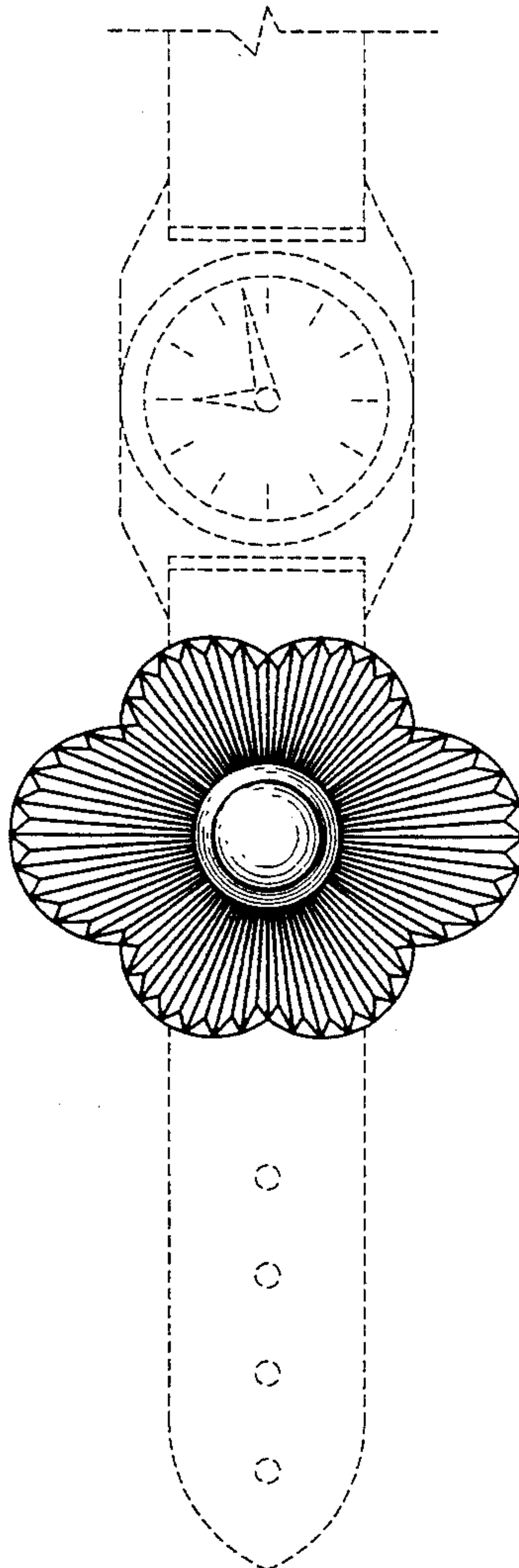


FIG. 1

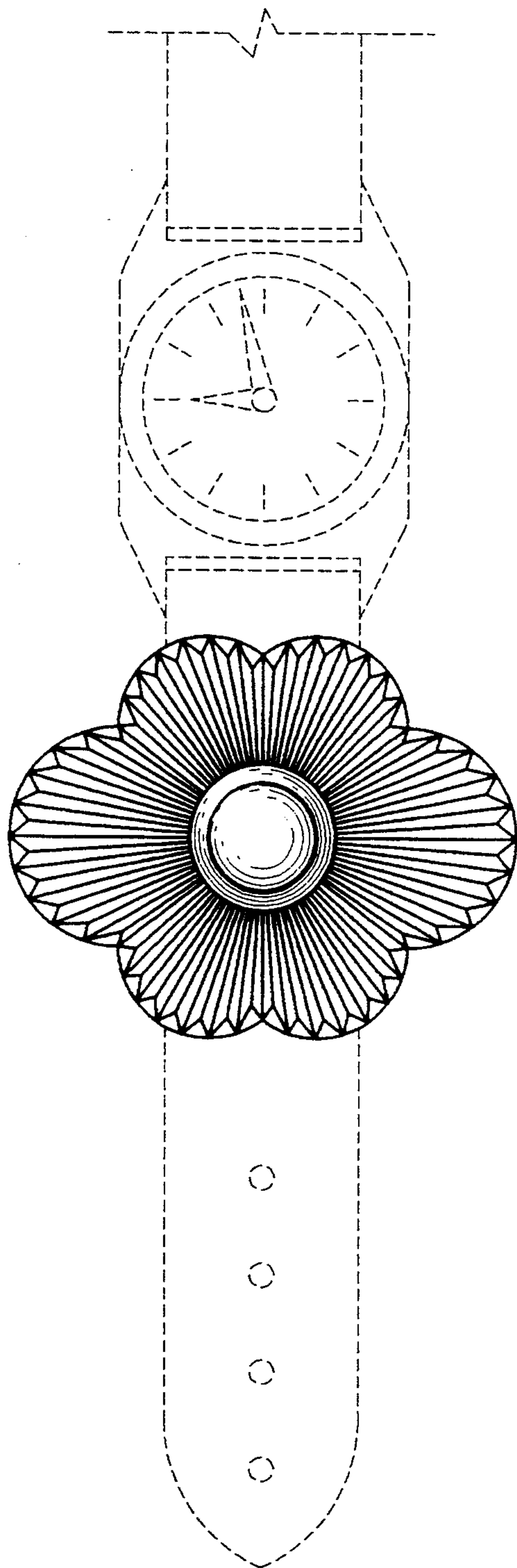


FIG. 2

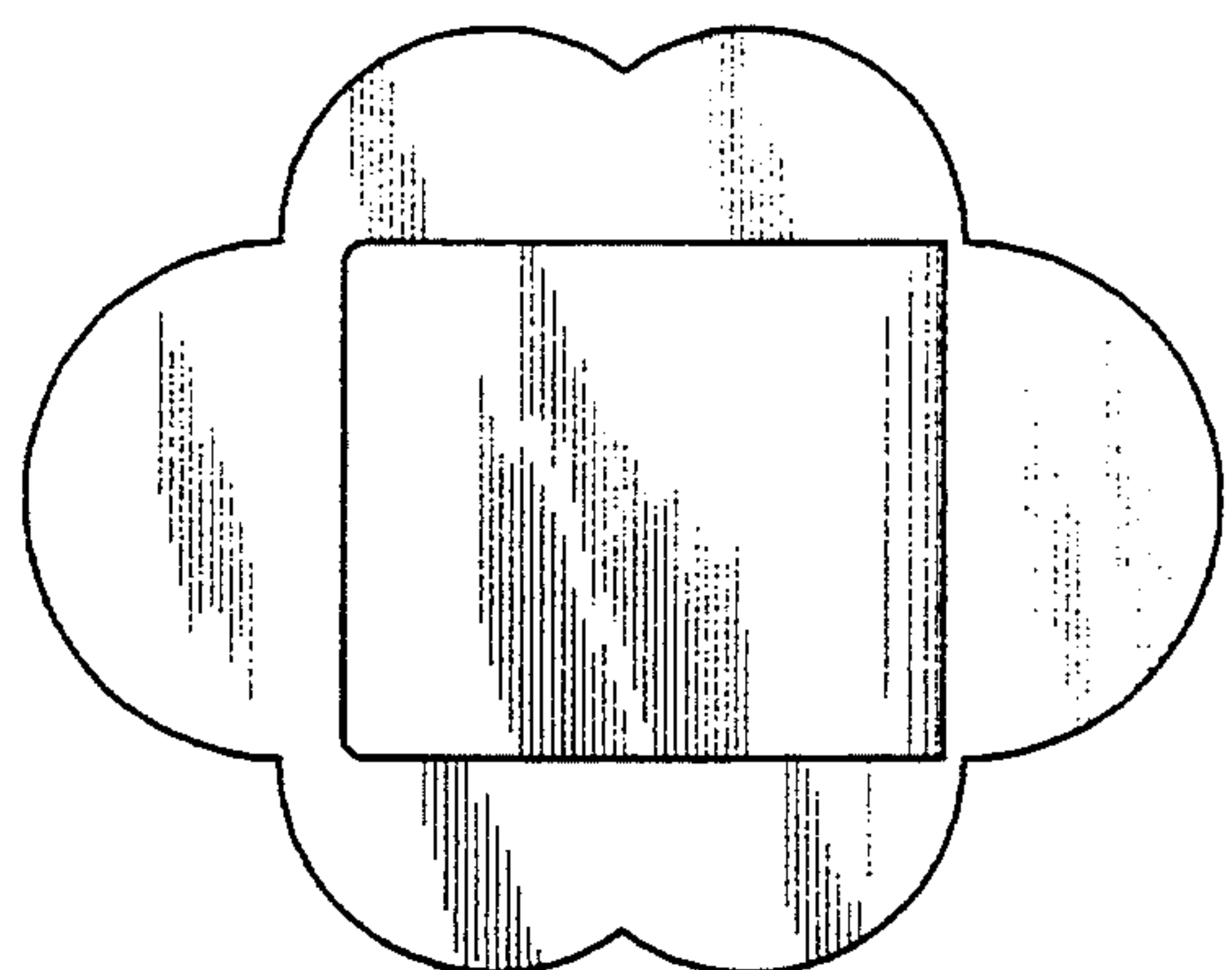


FIG. 3

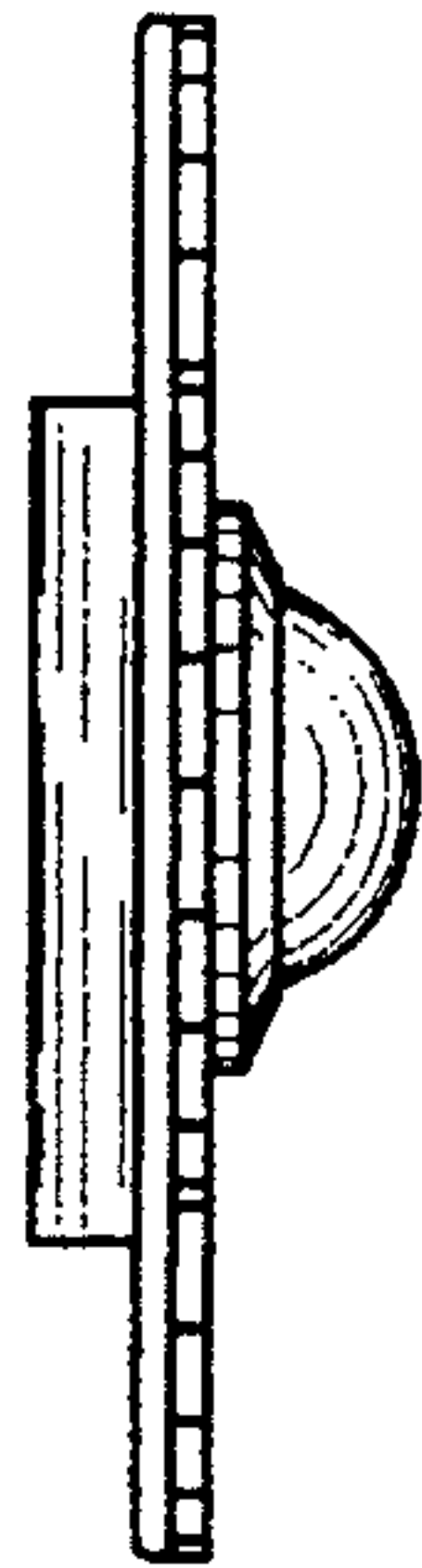


FIG. 4

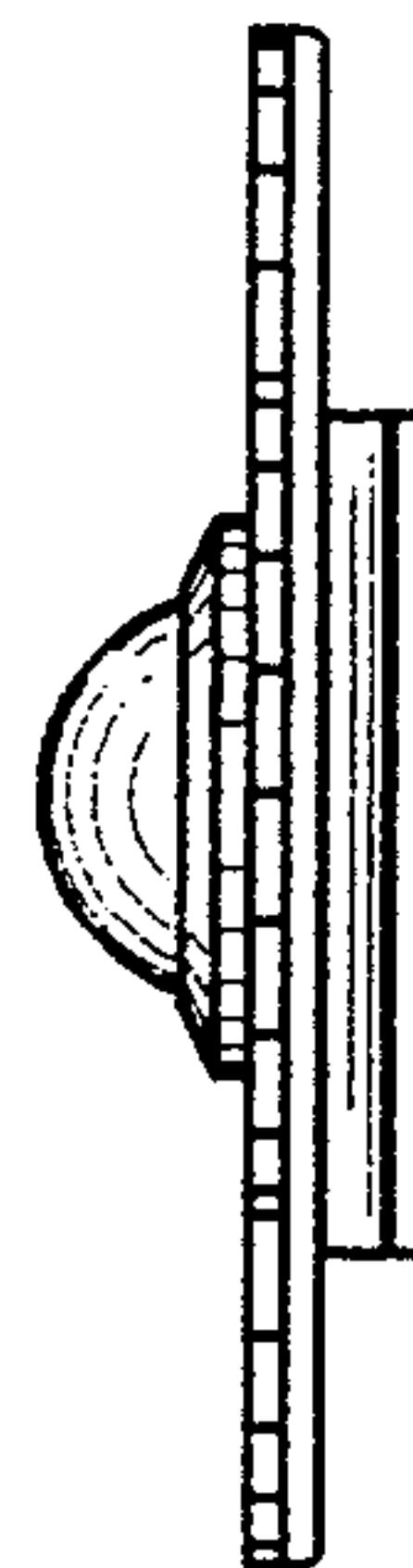


FIG. 5



FIG. 6

