



US00D351082S

United States Patent [19]

Long et al.

[11] Patent Number: **Des. 351,082**

[45] Date of Patent: **** Oct. 4, 1994**

[54] **CASSETTE STORAGE CONTAINER**

[75] Inventors: **Jerry M. Long, Stockton;**
Christopher G. Palmer, Tracy;
Palmer, Peter J., San Jose, all of Calif.

[73] Assignee: **Creative Point, Inc., Fremont, Calif.**

[**] Term: **14 Years**

[21] Appl. No.: **933,046**

[22] Filed: **Aug. 20, 1992**

[52] U.S. Cl. **D6/633; D6/632;**
D6/407

[58] Field of Search **D3/30.1, 35, 74, 205,**
D3/276; D6/407; D9/423, 432; 206/387, 244,
425

[56] **References Cited**

U.S. PATENT DOCUMENTS

D. 9,110	2/1876	Chandler	D9/432
D. 9,689	1/1877	Morgan	D9/423
D. 118,893	2/1940	Trevisan	D9/423
D. 219,433	12/1970	Brink	D9/432
D. 252,835	9/1979	Meille	D6/627
D. 254,122	2/1980	Wintz	D9/341

D. 257,800	1/1981	Pedersen	D9/407
D. 266,883	11/1982	Ackeret	D6/628
D. 274,408	6/1984	Fernandez	D9/423
D. 288,983	3/1987	Juhas et al.	D6/407
D. 303,042	8/1989	Mackey	D6/630
D. 306,973	4/1990	Kaplan	D9/432
D. 323,428	1/1992	Wang	D6/630
D. 337,668	7/1993	van der Molen	D9/407
4,052,596	3/1985	Saetre et al.	206/387

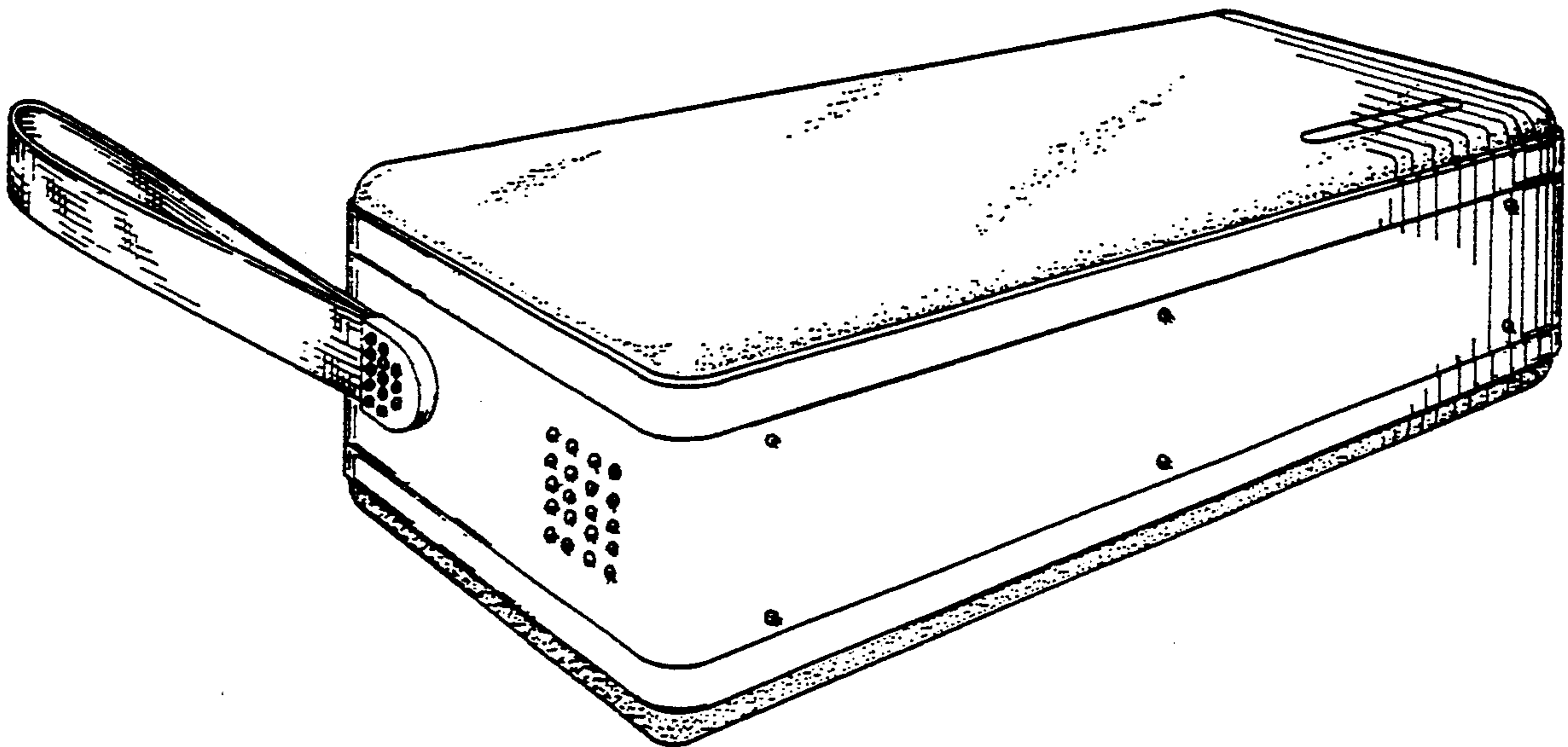
Primary Examiner—A. Hugo Word
Assistant Examiner—Celia A. Murphy
Attorney, Agent, or Firm—Michael J. Hughes

[57] **CLAIM**

The ornamental design for a cassette storage container, as shown and described.

DESCRIPTION

FIG. 1 is a perspective view of an article embodying the inventive design;
FIG. 2 is a top plan view thereof, the side loop shown rotated 180 degrees;
FIG. 3 is a right side elevational view of FIG. 2;
FIG. 4 is a front elevational view of FIG. 2;
FIG. 5 is a bottom plan view of FIG. 2;
FIG. 6 is a left side elevational view of FIG. 2; and,
FIG. 7 is a rear elevational view of FIG. 2.



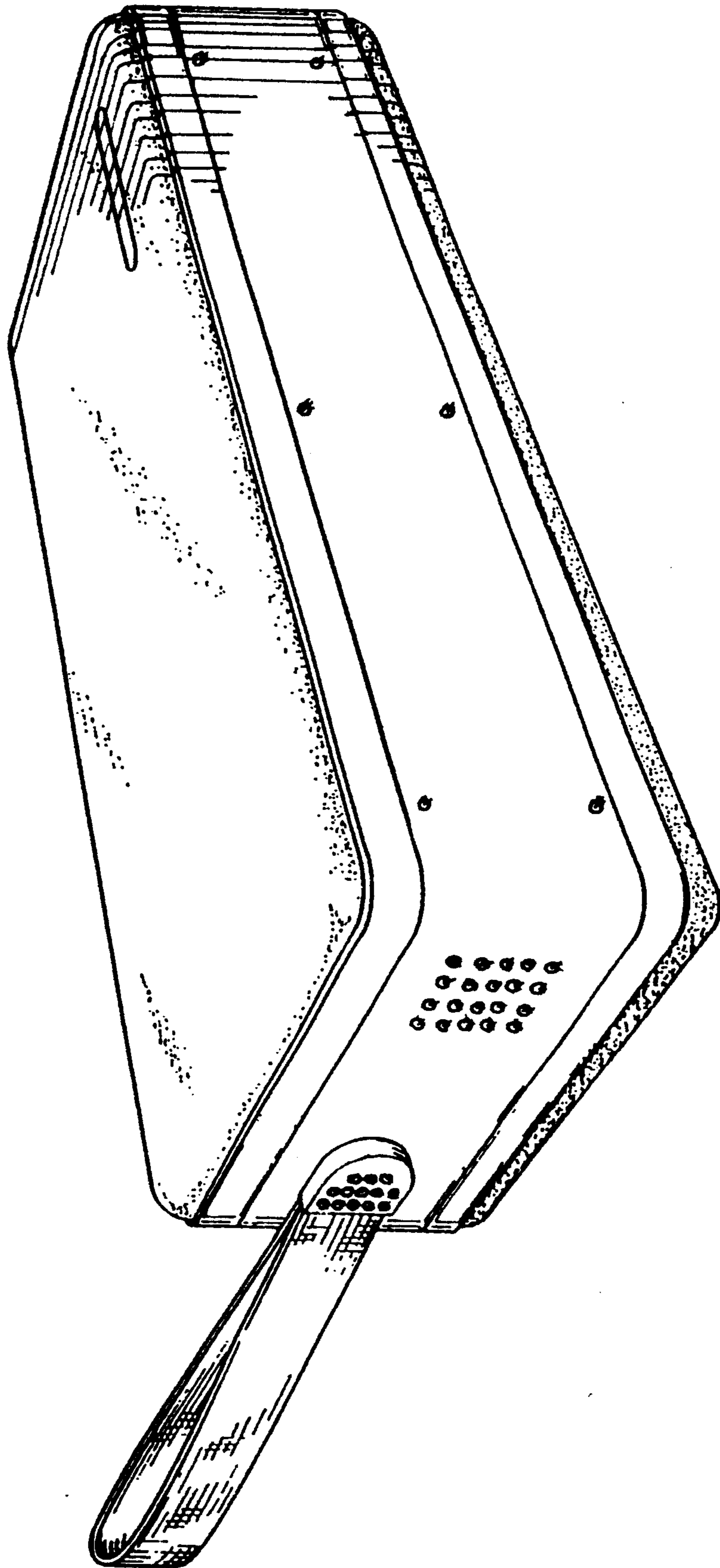


FIG. 1

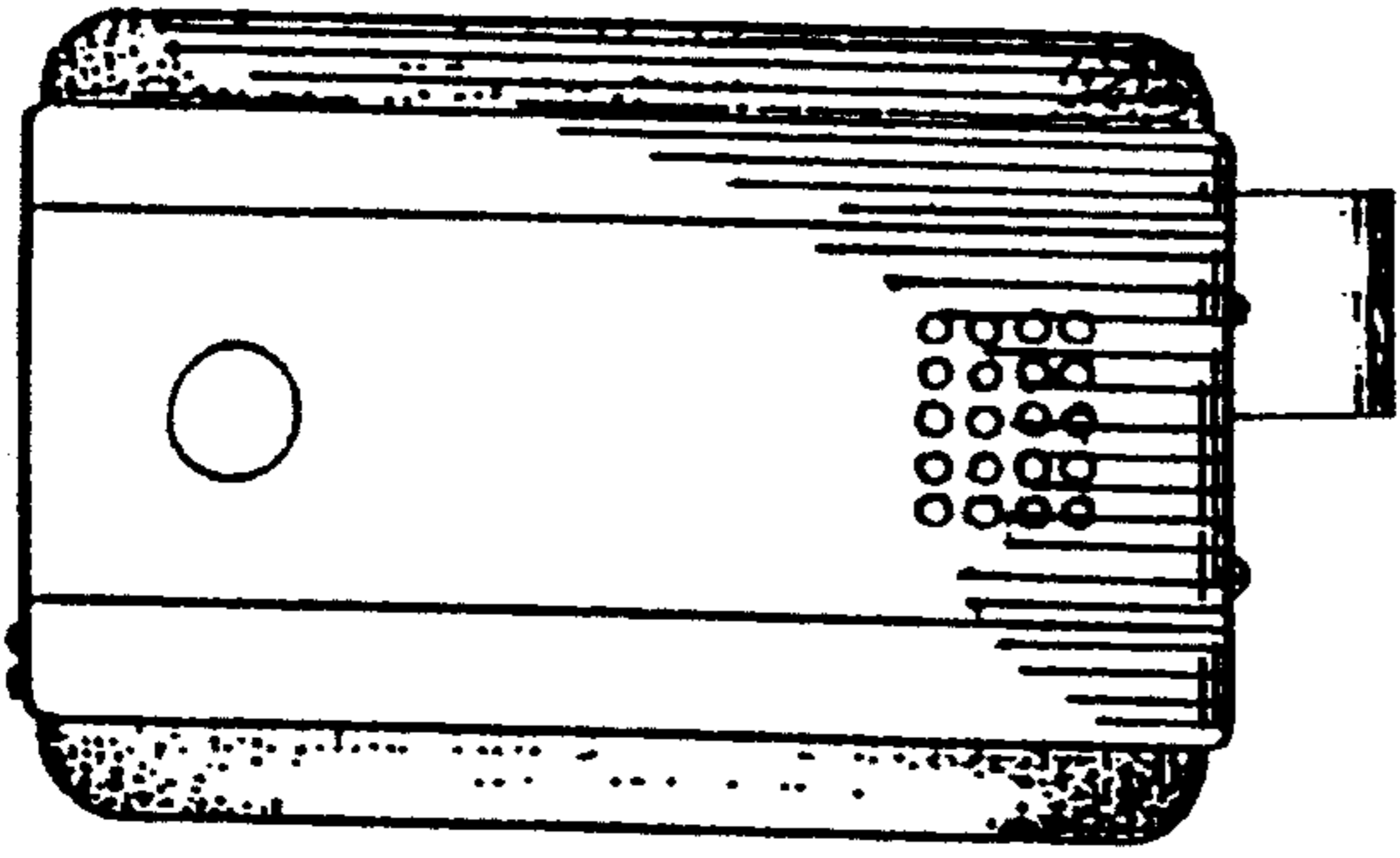


FIG. 3




FIG. 2

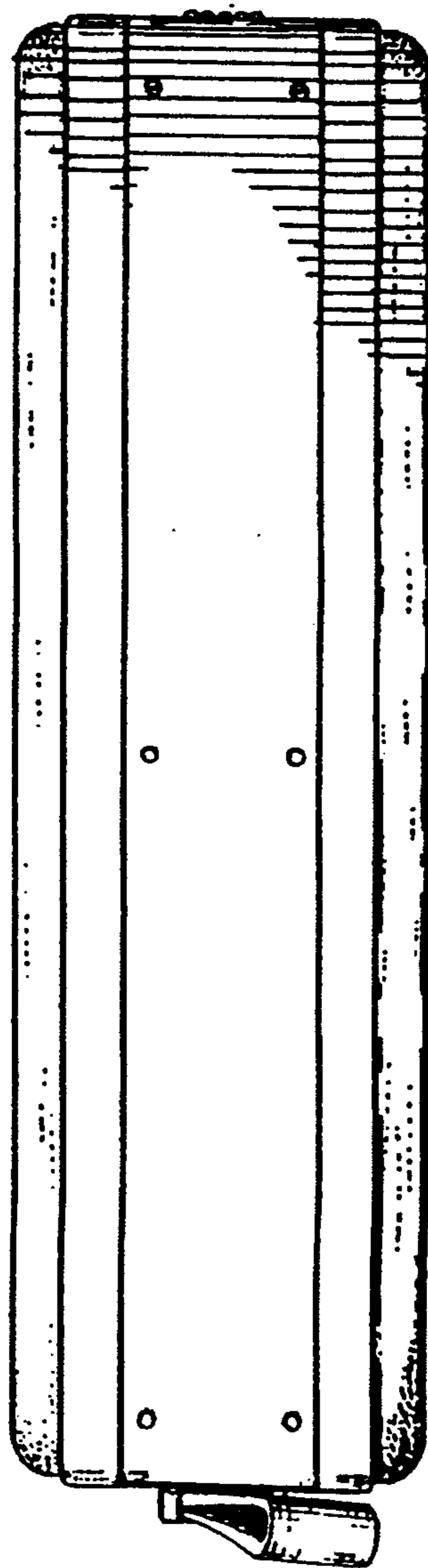


FIG. 4

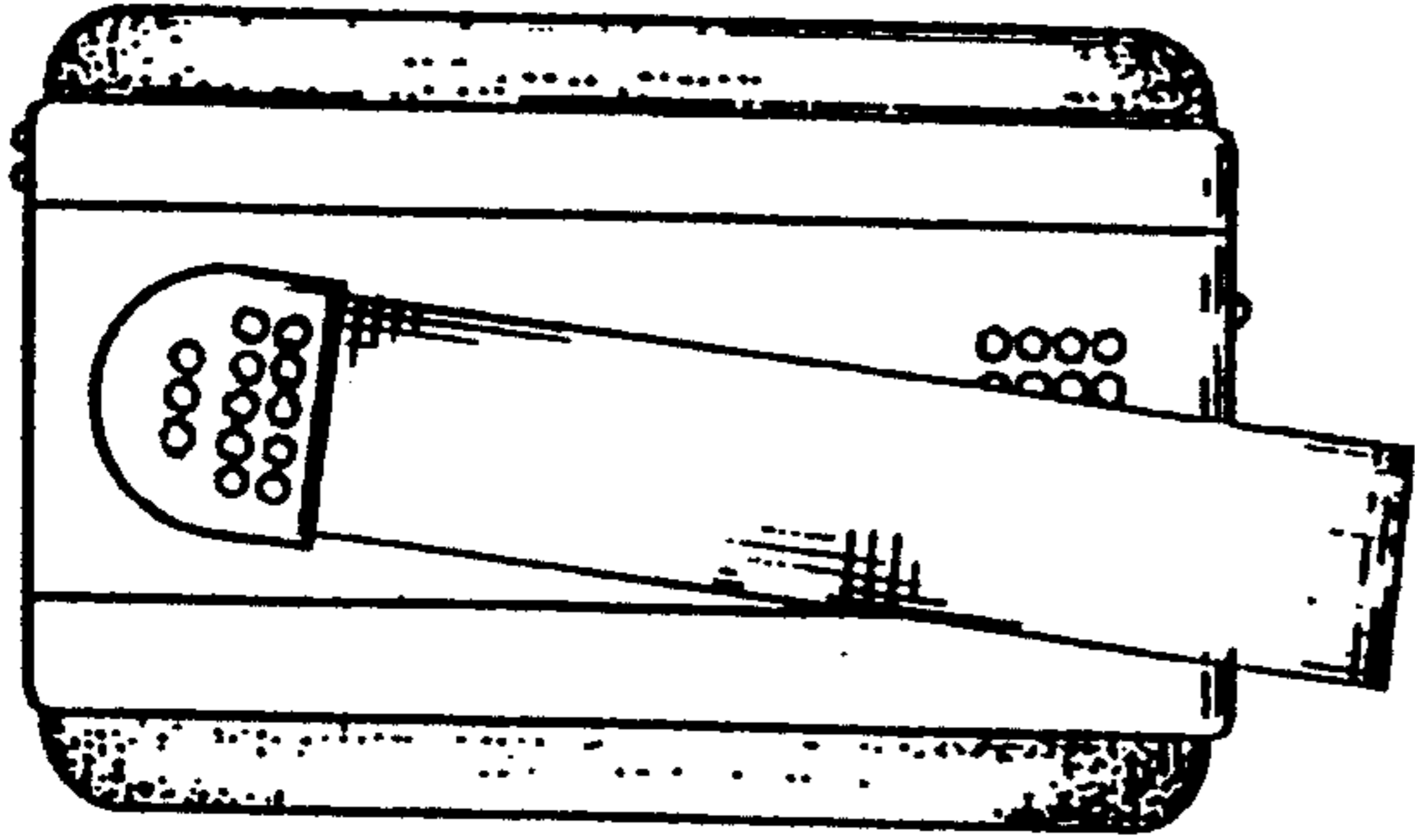


FIG. 6




FIG. 5




FIG. 7