



US00D351059S

# United States Patent [19]

**Kahlcke**

[11] **Patent Number: Des. 351,059**

[45] **Date of Patent: \*\* Oct. 4, 1994**

[54] **SEAM RIPPER**

[75] **Inventor: Hartwig Kahlcke, Wiesbaden, Fed. Rep. of Germany**

[73] **Assignee: Hoechstmass Balzer GmbH, Fed. Rep. of Germany**

[\*\*] **Term: 14 Years**

[21] **Appl. No.: 914,693**

[22] **Filed: Jul. 15, 1992**

### Related U.S. Application Data

[62] **Division of Ser. No. 836,619, Feb. 18, 1992, Pat. No. 5,297,340.**

[52] **U.S. Cl. .... D3/18**

[58] **Field of Search .... D3/18, 20, 28; 30/155-162, DIG. 8**

### [56] References Cited

#### U.S. PATENT DOCUMENTS

D. 225,701	1/1973	Ameni	.....	D3/18
D. 229,877	1/1974	Ameni	.....	D3/18
D. 286,734	11/1986	Furman	.....	D3/18 X
D. 307,820	5/1990	Ullom et al.	.....	D3/28
394,304	12/1888	Schmitt	.....	30/161
533,219	1/1895	Hardy	.....	30/158
689,513	12/1901	Papendell	.....	30/158
2,710,448	6/1955	Andrews	.....	30/162
3,972,117	8/1976	Fogg	.....	30/287

4,040,181	8/1977	Johnson	.....	30/161
4,660,284	4/1987	Decarolis	.....	30/157
4,703,560	11/1987	Brooker	.....	30/155

### FOREIGN PATENT DOCUMENTS

1093754	12/1960	Fed. Rep. of Germany	.
3231934	3/1984	Fed. Rep. of Germany	.

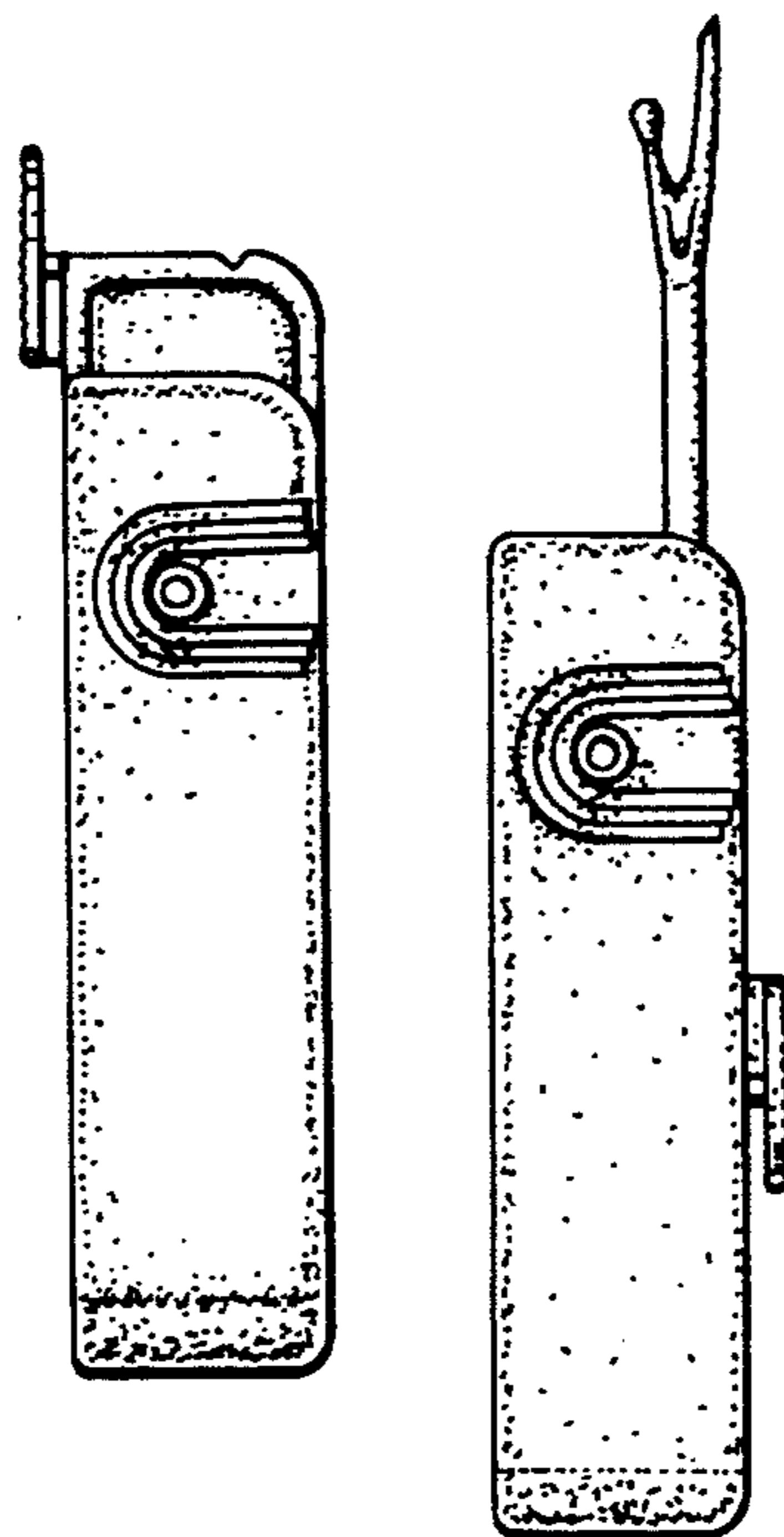
*Primary Examiner*—Louis S. Zarfaz  
*Attorney, Agent, or Firm*—Robert J. Koch

### [57] CLAIM

The ornamental design for a seam ripper, as shown and described herein above and in the accompanying drawings.

### DESCRIPTION

FIG. 1 is a side view in elevation in closed configuration;  
 FIG. 2 is a top plan view in closed configuration;  
 FIG. 3 is a bottom plan view in closed configuration;  
 FIG. 4 is a front view in elevation in closed configuration;  
 FIG. 5 is a rear view in elevation in closed configuration;  
 FIG. 6 is a side view in elevation in open configuration;  
 FIG. 7 is a top plan view in open configuration;  
 FIG. 8 is a bottom plan view in open configuration;  
 FIG. 9 is a front view in elevation in open configuration; and,  
 FIG. 10 is a rear view in elevation in open configuration.



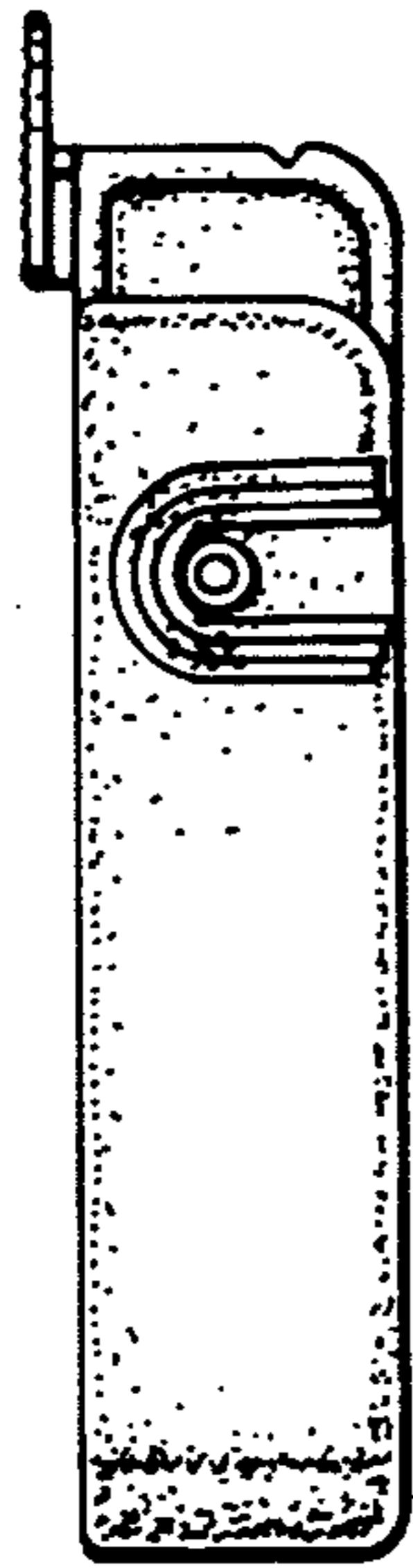


Fig. 1

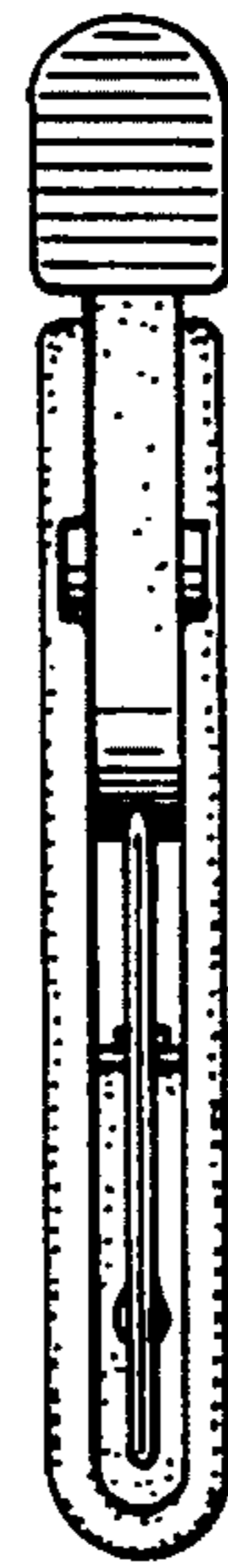


Fig. 2

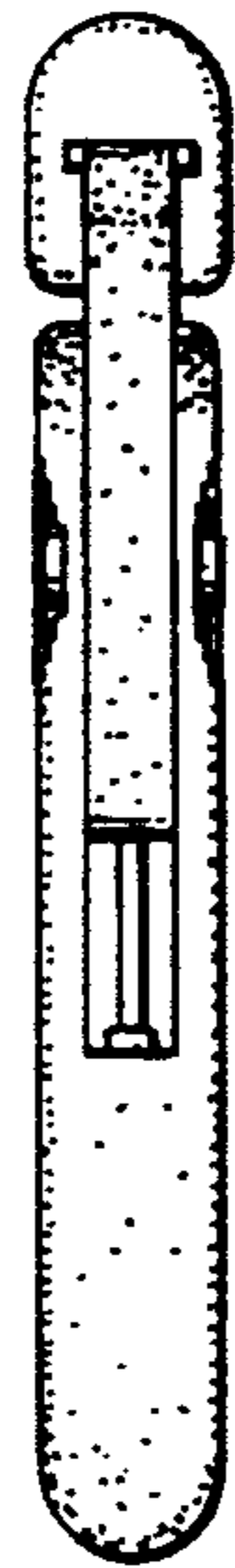


Fig. 3

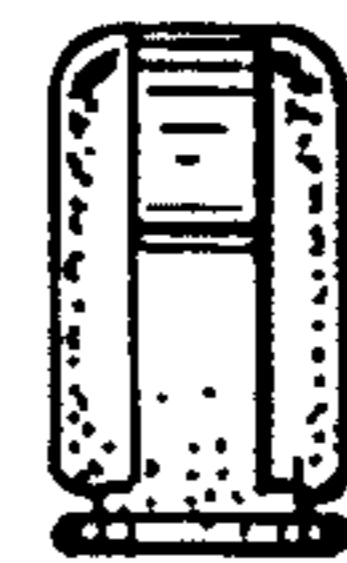


Fig. 4




Fig. 5

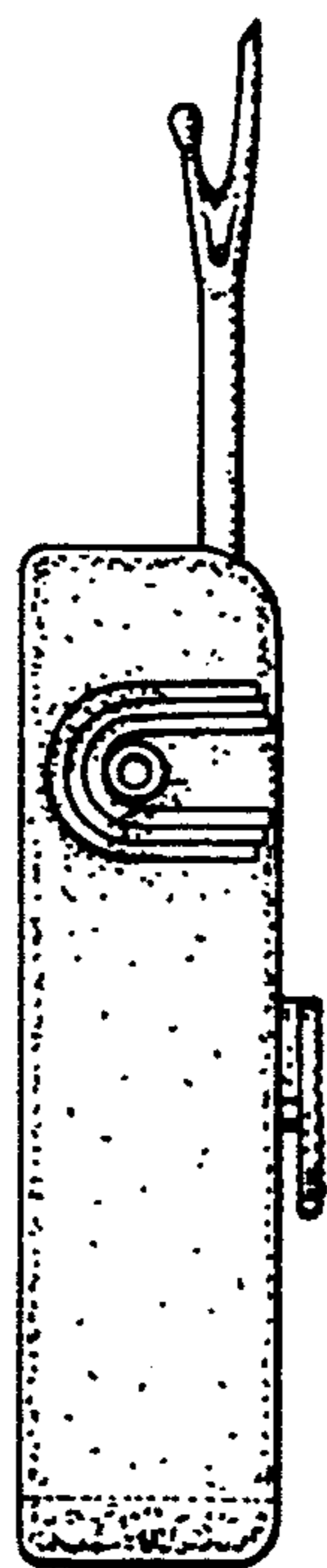


Fig. 6



Fig. 7



Fig. 8

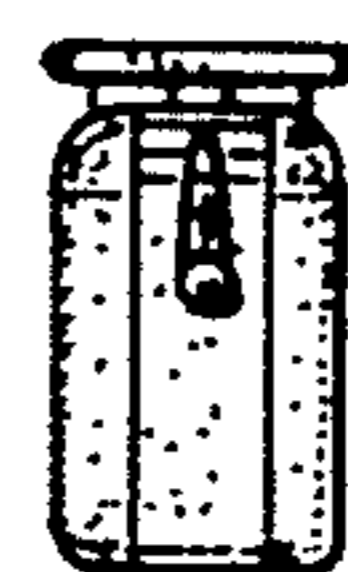


Fig. 9

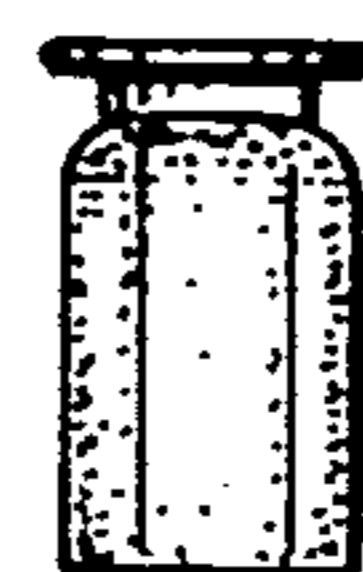


Fig. 10