



US00D351055S

United States Patent [19]

[11] Patent Number: **Des. 351,055**

Buck, IV

[45] Date of Patent: **** Oct. 4, 1994**

[54] **SHOE SOLE**

[75] Inventor: **Calvin M. Buck, IV**, Beaverton, Oreg.

[73] Assignee: **Nike, Inc.**, Beaverton, Oreg.

[**] Term: **14 Years**

[21] Appl. No.: **14,293**

[22] Filed: **Oct. 19, 1993**

[52] U.S. Cl. **D2/953; D2/951**

[58] Field of Search **D2/896, 947, 917, 960, D2/951-957, 959, 972; 36/11.5, 25 R, 30 R, 32 R, 59 R, 59 C, 83, 84, 89, 94, 10, 112-114, 132, 136**

[56] References Cited

U.S. PATENT DOCUMENTS

D. 304,778	11/1989	Le et al. .	
D. 308,591	6/1990	Pickett	D2/972
D. 308,904	7/1990	Diaz et al.	D2/953
D. 326,015	5/1992	Kayano .	
D. 334,657	4/1993	Smith .	
D. 335,015	4/1993	Lozano	D2/977
D. 339,465	9/1993	Teague	D2/953
D. 343,505	1/1994	James	D2/953
D. 344,172	2/1994	Dolinsky	D2/957
D. 345,250	3/1994	Hatfield	D2/952
3,013,564	12/1961	Levey	36/10 X
3,967,390	7/1976	Anfruns	36/94
4,096,649	6/1978	Saurwein	36/32 R
4,745,927	5/1988	Brock	36/94 X

FOREIGN PATENT DOCUMENTS

22515	1/1921	France	36/59 C
-------	--------	--------------	---------

OTHER PUBLICATIONS

"The Running Shoe Book", Peter R. Cavanagh, Ph.D., pp. 35-36 ©1980.

Primary Examiner—Louis S. Zarfes
Attorney, Agent, or Firm—Banner, Birch, McKie & Beckett

[57] CLAIM

The ornamental design for a shoe sole, as shown and described.

DESCRIPTION

FIG. 1 is a right side elevational view of a shoe sole showing my new design;
 FIG. 2 is a left side elevational view thereof;
 FIG. 3 is a front elevational view thereof;
 FIG. 4 is a rear elevational view thereof;
 FIG. 5 is a bottom plan view thereof;
 FIG. 6 is a partial cross section taken along the line 6—6 of FIG. 1;
 FIG. 7 is a partial cross section taken along the line 7—7 of FIG. 1;
 FIG. 8 is a partial cross section taken along the line 8—8 of FIG. 1;
 FIG. 9 is a partial cross section taken along the line 9—9 of FIG. 1;
 FIG. 10 is a cross-sectional view taken along the line 10—10 of FIG. 1;
 FIG. 11 is a cross-sectional view taken along the line 11—11 of FIG. 5;
 FIG. 12 is a partial cross section taken along the line 12—12 of FIG. 5;
 FIG. 13 is a partial cross section taken along the line 13—13 of FIG. 5;
 FIG. 14 is a partial cross section taken along the line 14—14 of FIG. 5;
 FIG. 15 is a partial cross section taken along the line 15—15 of FIG. 5; and,
 FIG. 16 is a partial cross section taken along the line 16—16 of FIG. 5.
 The broken line showing of a shoe upper in FIGS. 1-4 is for illustrative purposes only and forms no part of the claimed design.

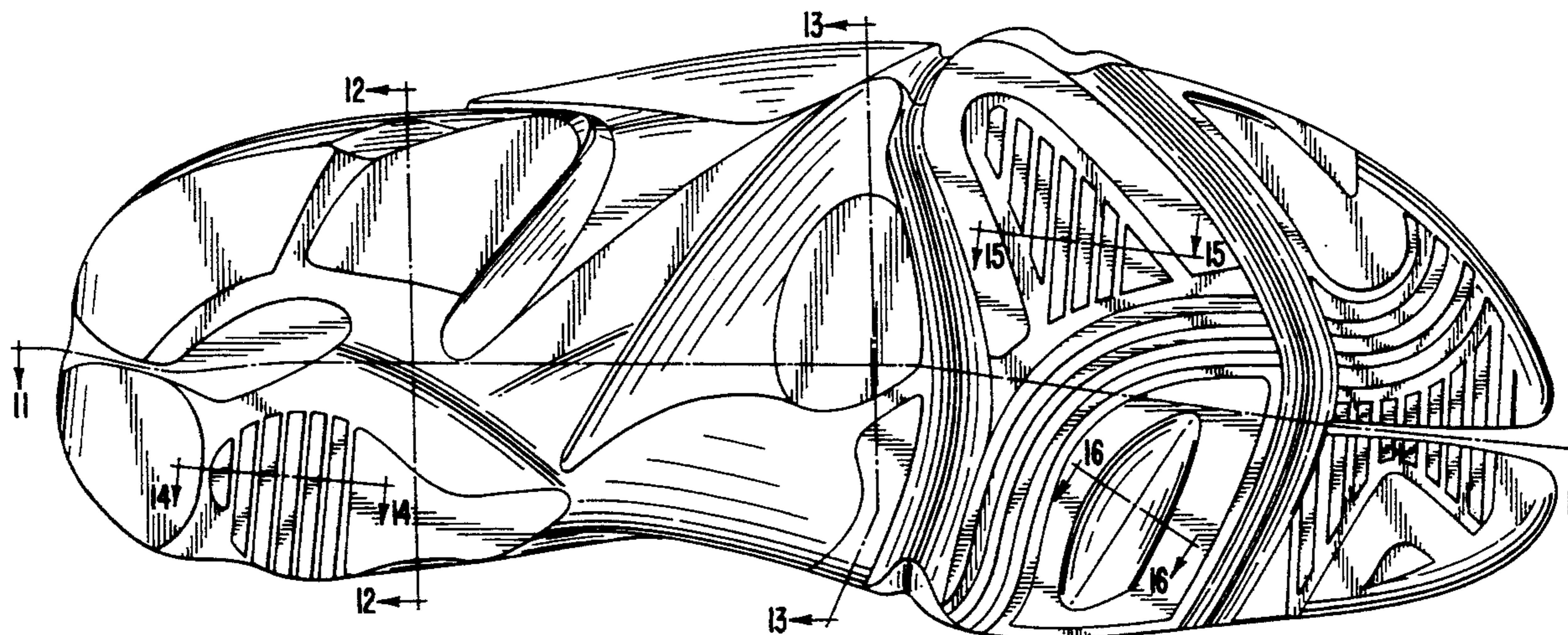
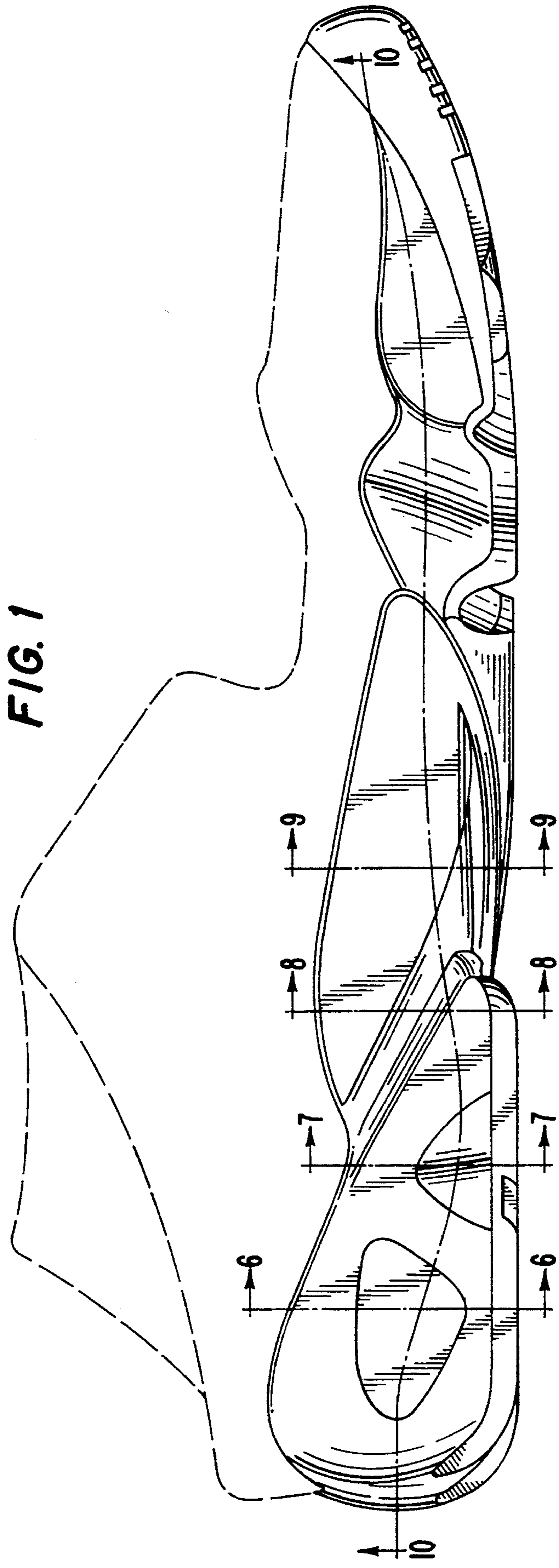


FIG. 1



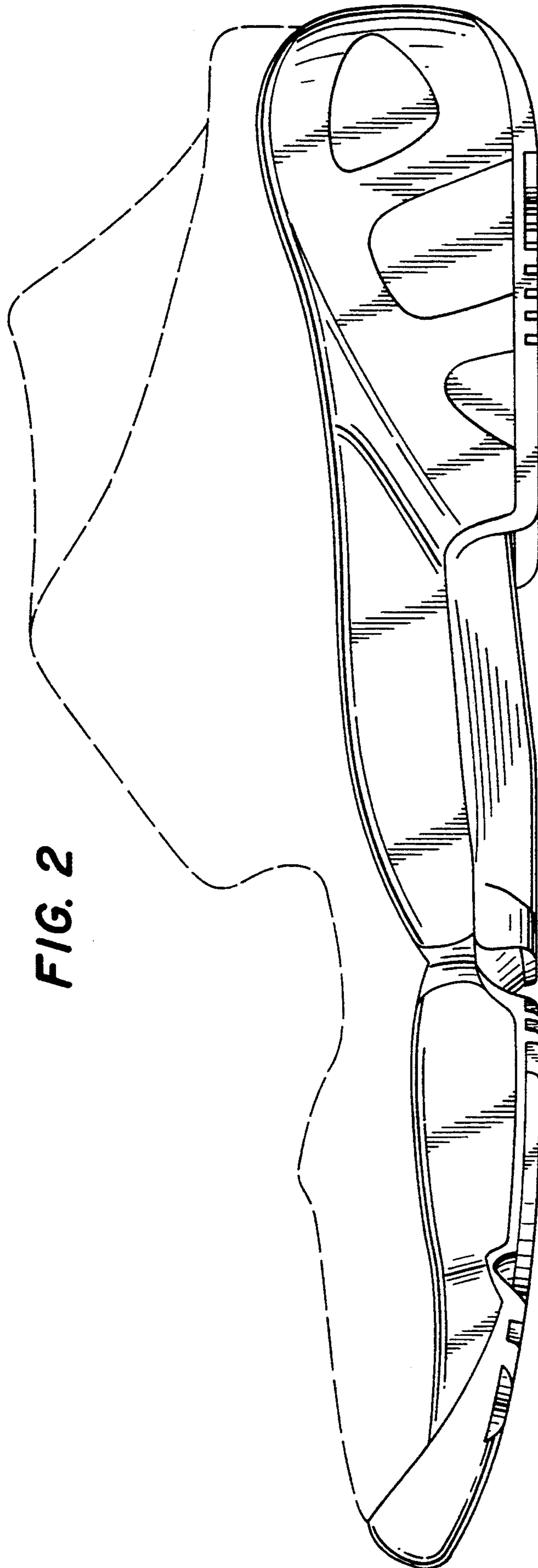


FIG. 2

FIG. 4

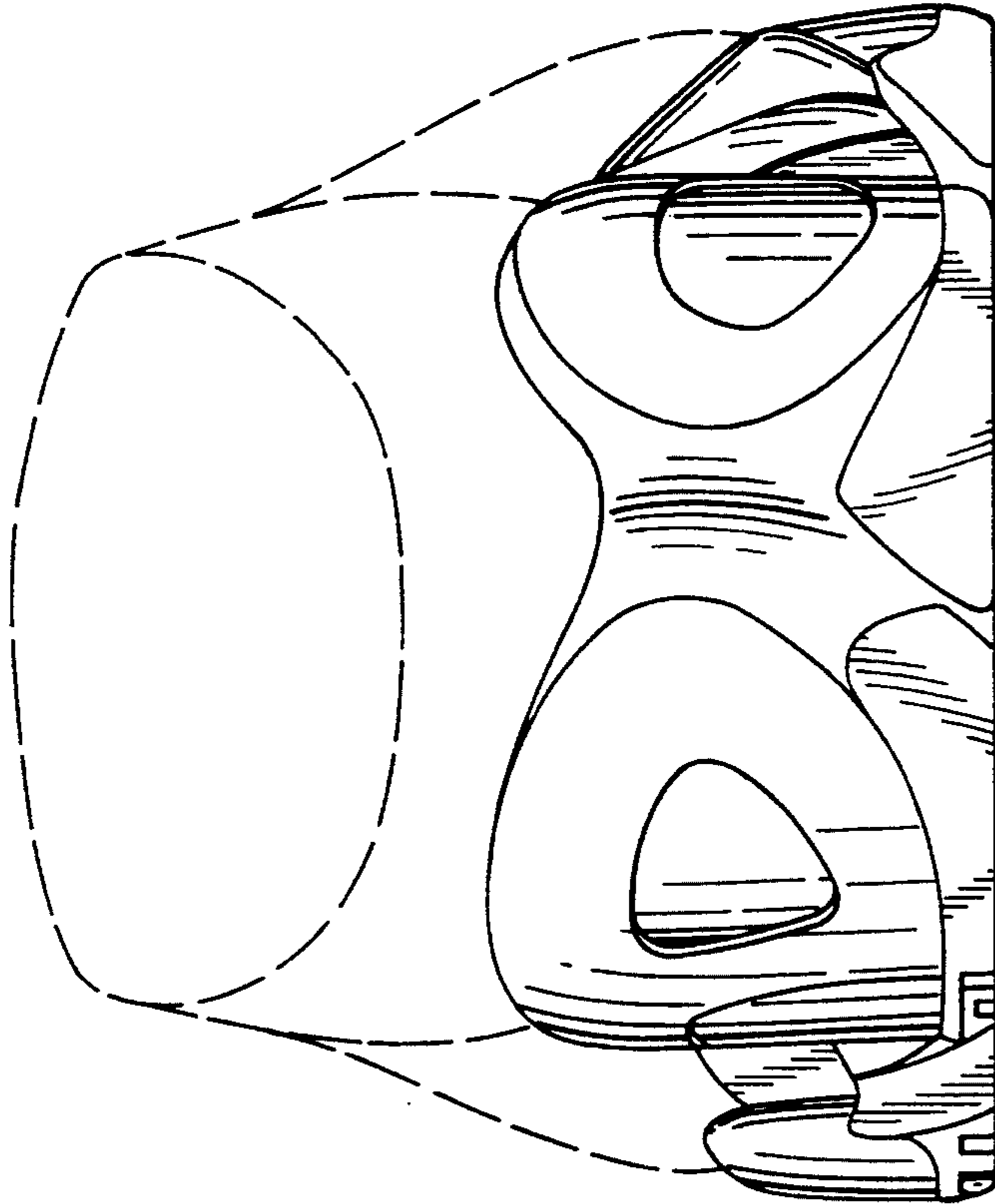


FIG. 3

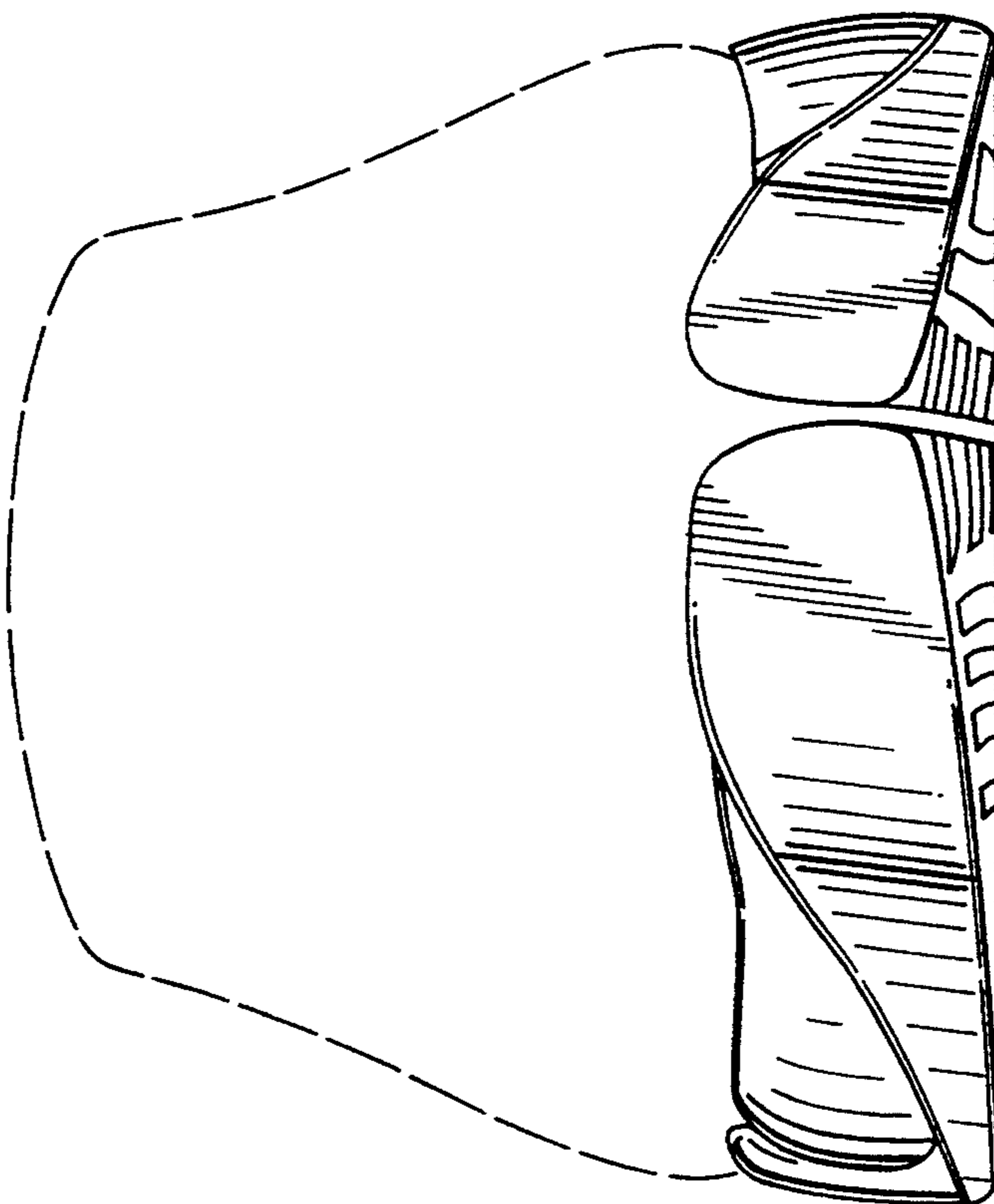


FIG. 5

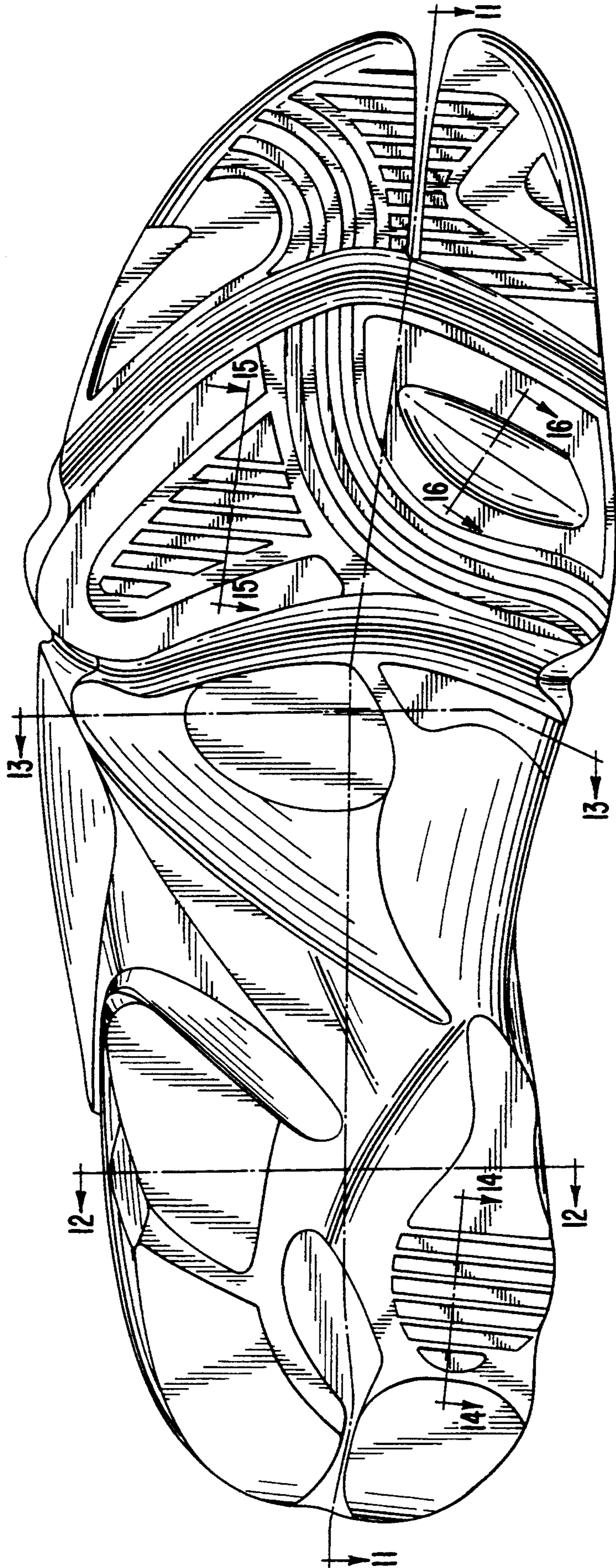


FIG. 6



FIG. 7



FIG. 8



FIG. 9



FIG. 10

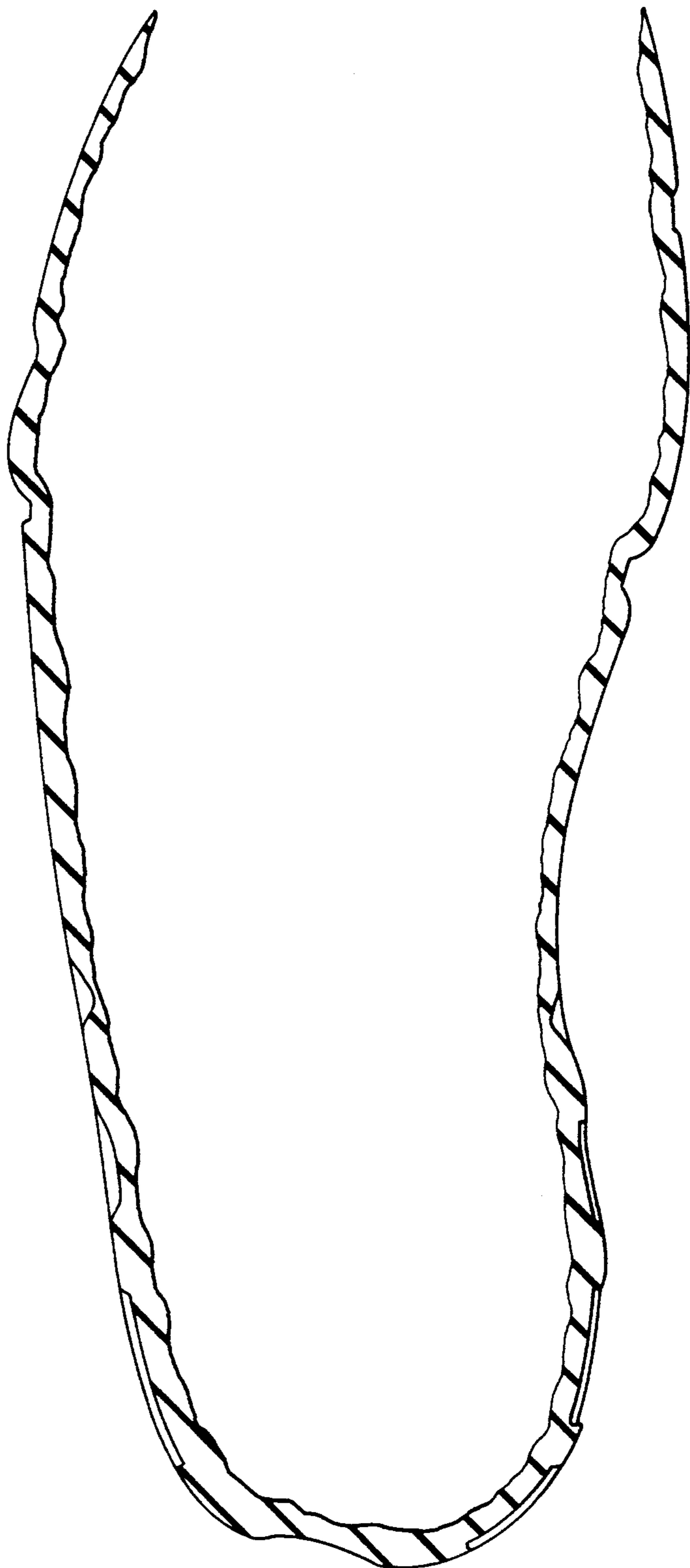


FIG. 11




FIG. 12



FIG. 15



FIG. 14



FIG. 13



FIG. 16

