



US00D351053S

United States Patent [19]

[11] Patent Number: Des. 351,053

Kessler

[45] Date of Patent: ** Oct. 4, 1994

[54] SLIPPER

[57] CLAIM

[76] Inventor: **Stuart Kessler**, 3952 Bayberry La.,
Seaford, N.Y. 11783

The ornamental design for a slipper, as shown and described.

[**] Term: 14 Years

DESCRIPTION

[21] Appl. No.: 12,164

FIG. 1 is a perspective view of a slipper showing my new design;

[22] Filed: Aug. 25, 1993

FIG. 2 is a perspective view of the opposite side thereof;

[52] U.S. Cl. D2/900; D2/919

FIG. 3 is a first side view thereof;

[58] Field of Search D2/900, 919, 902, 969,
D2/970; 36/45, 10, 83, 84, 89, 100-109,
112-114, 132, 136

FIG. 4 is a second side view thereof;

FIG. 5 is a front view thereof;

FIG. 6 is a rear view thereof;

FIG. 7 is a top view thereof;

FIG. 8 is a bottom view thereof;

[56] References Cited

U.S. PATENT DOCUMENTS

- D. 135,760 6/1943 Clark .
- D. 158,440 5/1950 Burke .
- D. 259,522 6/1981 Bidegain D2/900
- D. 260,048 8/1981 Bruno D2/900
- D. 296,036 6/1988 Le .
- D. 301,934 7/1989 Simonin D2/900
- D. 326,350 5/1992 Silverman et al. D2/900
- D. 330,108 10/1992 Kazapowski D2/919

FIG. 9 is a perspective view of a slipper showing a second embodiment of my new design;

FIG. 10 is a first side view thereof;


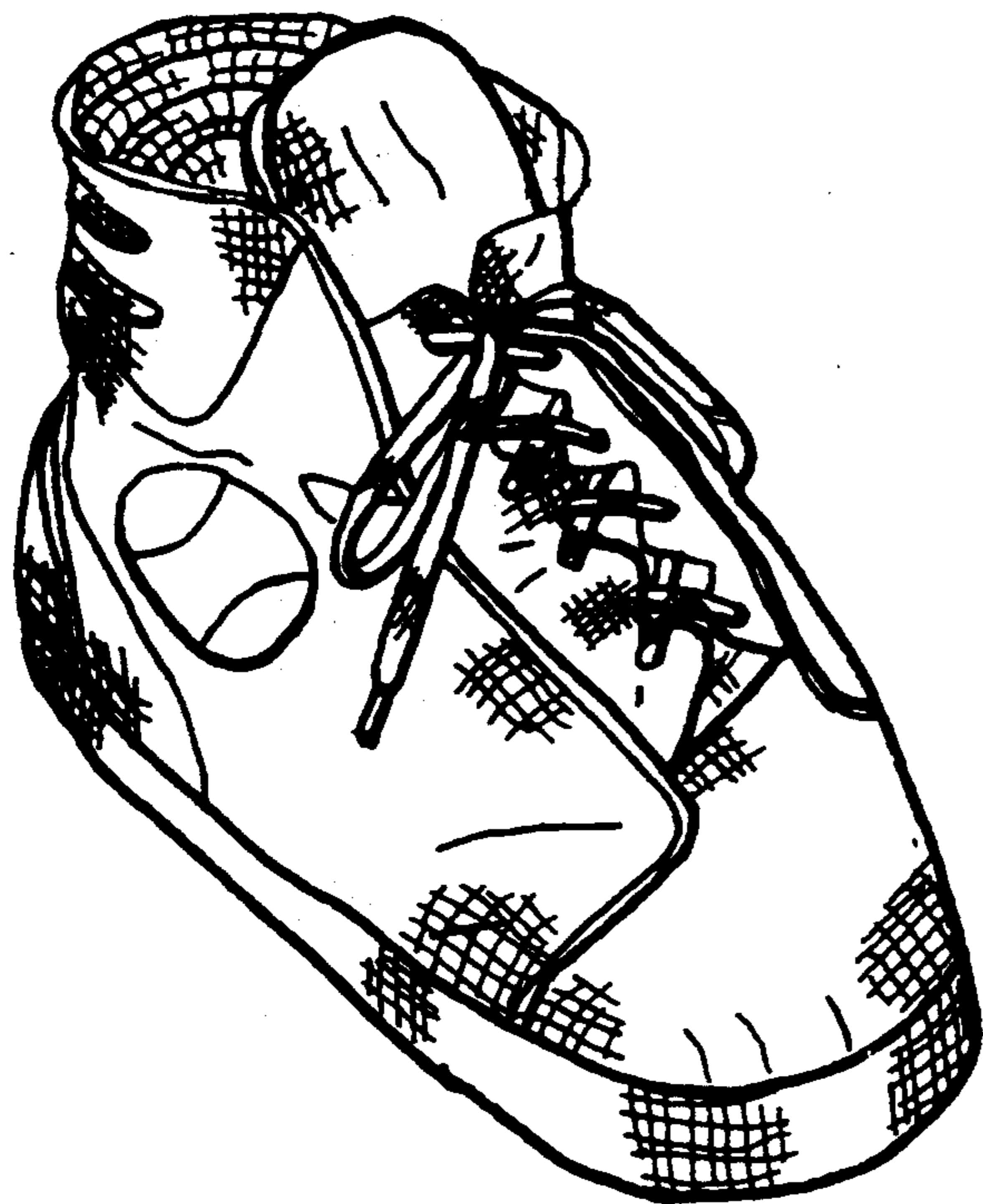
FIG. 11 is a second side view thereof, with the front, rear, top and bottom views being identical to those of FIGS. 5-8;

FIG. 12 is a perspective view of a slipper showing a third embodiment of my new design;

FIG. 13 is a first side view thereof; and,

FIG. 14 is a second side view thereof, with the front, rear, top and bottom views being identical to those of FIGS. 5-8.

Primary Examiner—Louis S. Zarfes






FIG. 1



FIG. 2

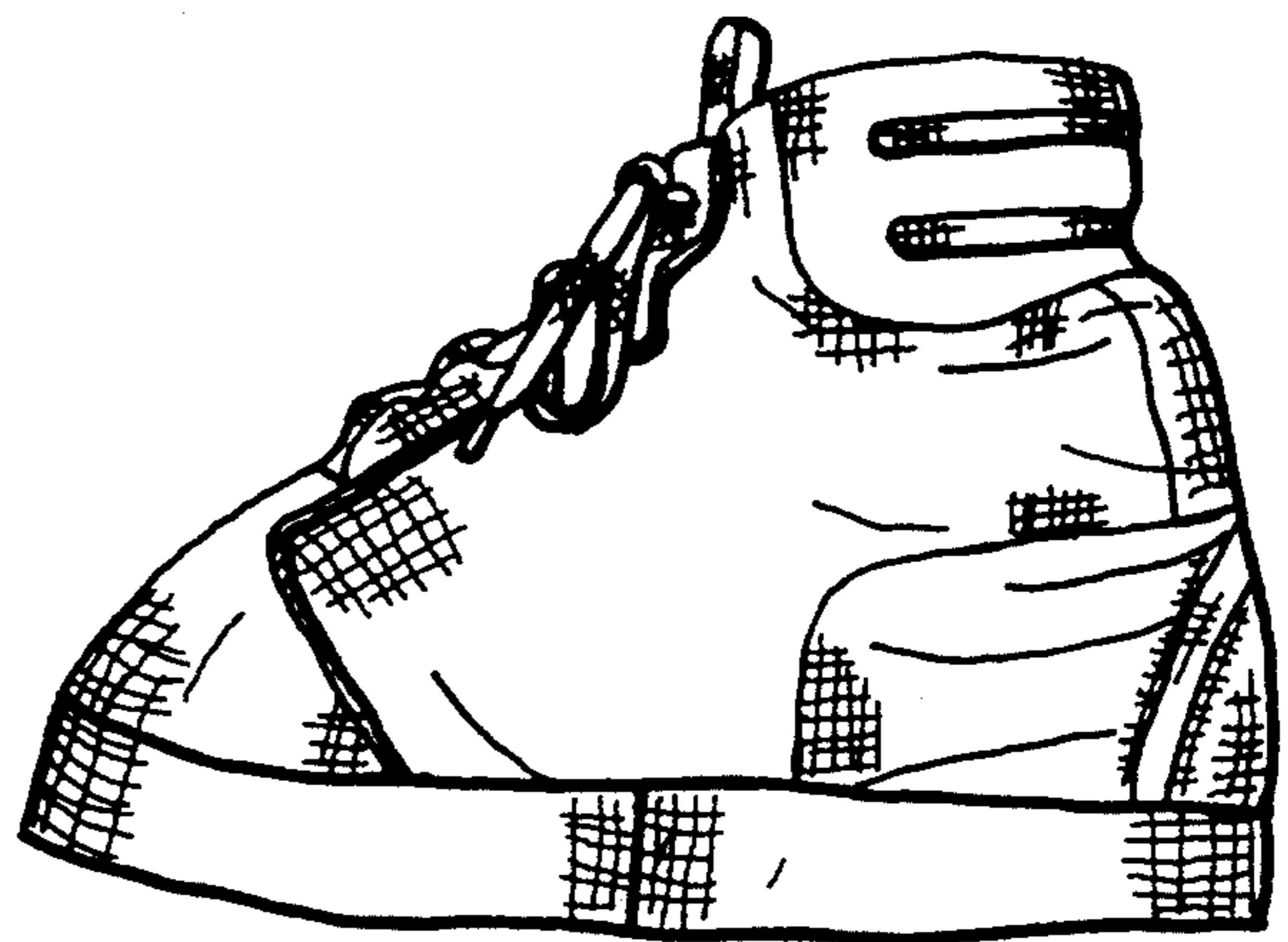


FIG. 3




FIG. 4



FIG. 5

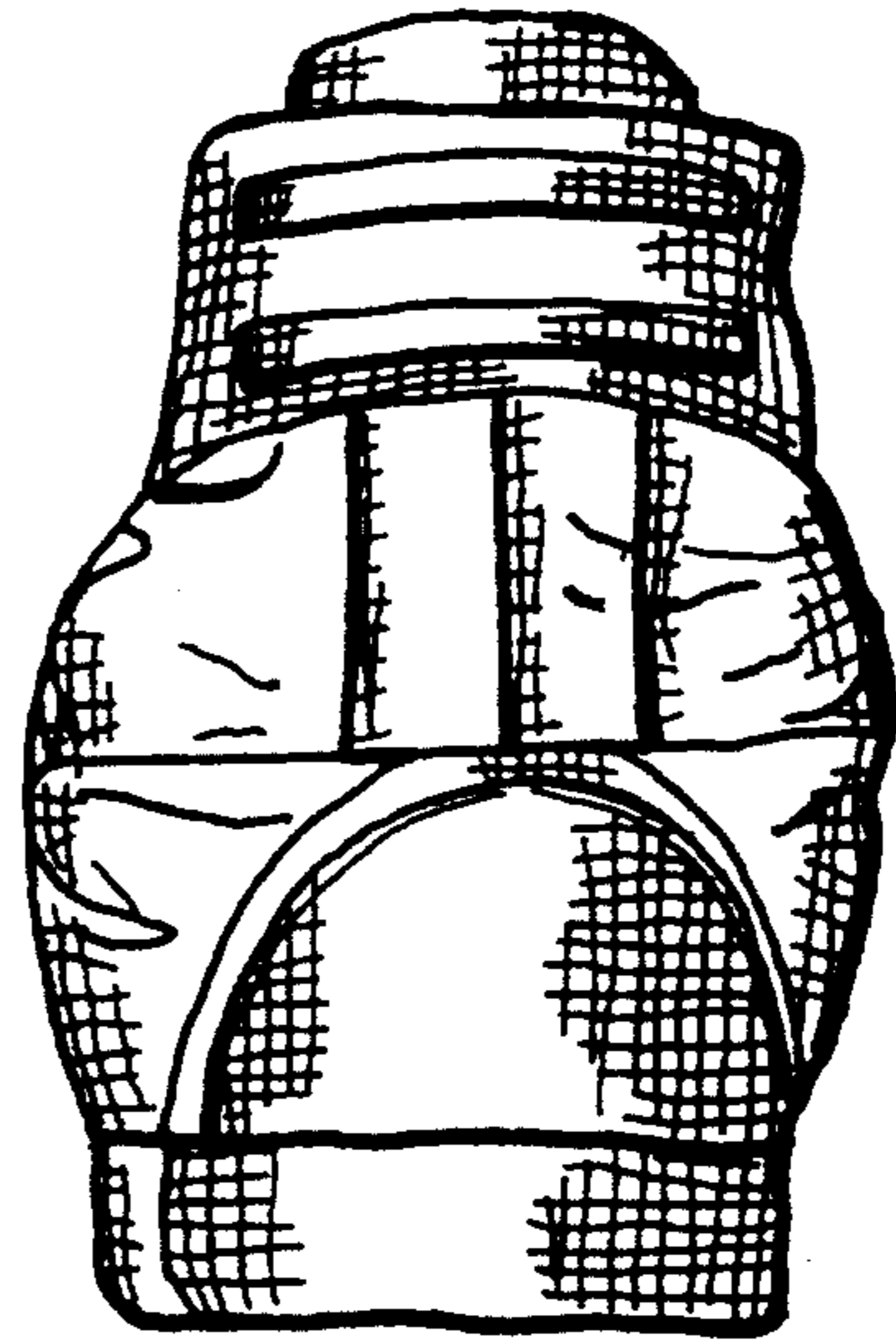


FIG. 6




FIG. 7

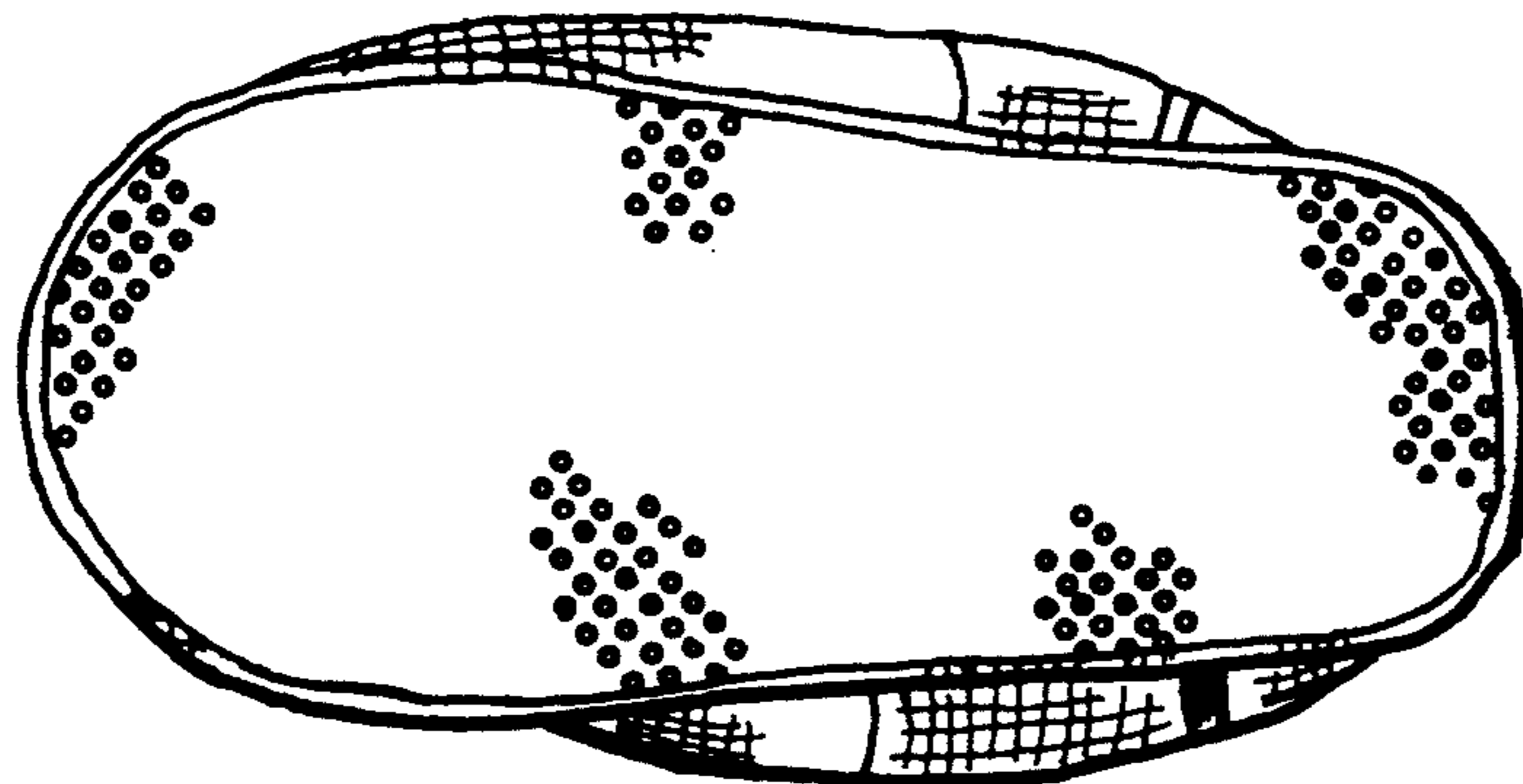


FIG. 8

