



US00D351009S

United States Patent [19]

[11] Patent Number: **Des. 351,009**

Wolfe

[45] Date of Patent: **** Sep. 27, 1994**

[54] **RECREATIONAL FLOATATION DEVICE FOR A PLURALITY OF USERS WITH CROSS-BAR**

4,929,207 5/1990 Piatt 441/65
5,101,752 4/1992 Smollar et al. 114/345
5,167,554 12/1992 Tager et al. 441/131

[75] Inventor: **Henry Wolfe**, Palmetto, Fla.

FOREIGN PATENT DOCUMENTS

[73] Assignee: **Aqua-Leisure Industries, Inc.**, Avon, Mass.

8702214 4/1989 Netherlands .
2188881A 10/1987 United Kingdom .

[**] Term: **14 Years**

Primary Examiner—Kay H. Chin
Attorney, Agent, or Firm—Wolf, Greenfield & Sacks

[21] Appl. No.: **12,500**

[57] CLAIM

[22] Filed: **Sep. 2, 1993**

The ornamental design for a recreational floatation device for a plurality of users with cross-bar, as shown and described.

[52] U.S. Cl. **D21/237; D12/316**

[58] Field of Search 441/40, 35, 65, 130,
441/131; 440/21, 27, 40; D21/236, 237;
D12/316

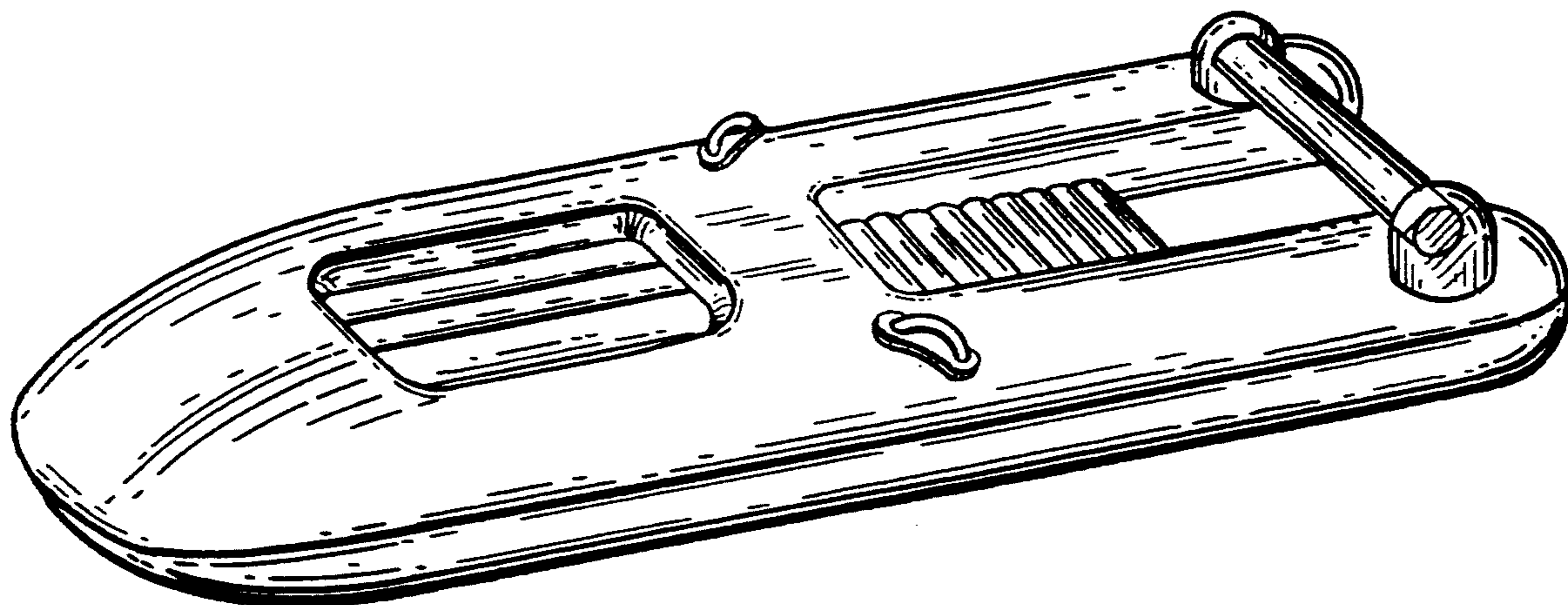
DESCRIPTION

[56] References Cited

U.S. PATENT DOCUMENTS

3,042,945 7/1962 Saeman 9/310
3,179,080 4/1965 Campbell 115/31
3,999,501 12/1976 Duarte 115/23
4,376,420 3/1983 Fracarossi 114/345
4,894,033 1/1990 Chang 441/40

FIG. 1 is a perspective view of a recreational floatation device for a plurality of users with cross-bar design; FIG. 2 is a top plan view thereof; FIG. 3 is a left side elevational view thereof, with the right side elevation being a mirror image; FIG. 4 is a front elevational view thereof; FIG. 5 is a rear elevational view thereof; and, FIG. 6 is a bottom plan view thereof.



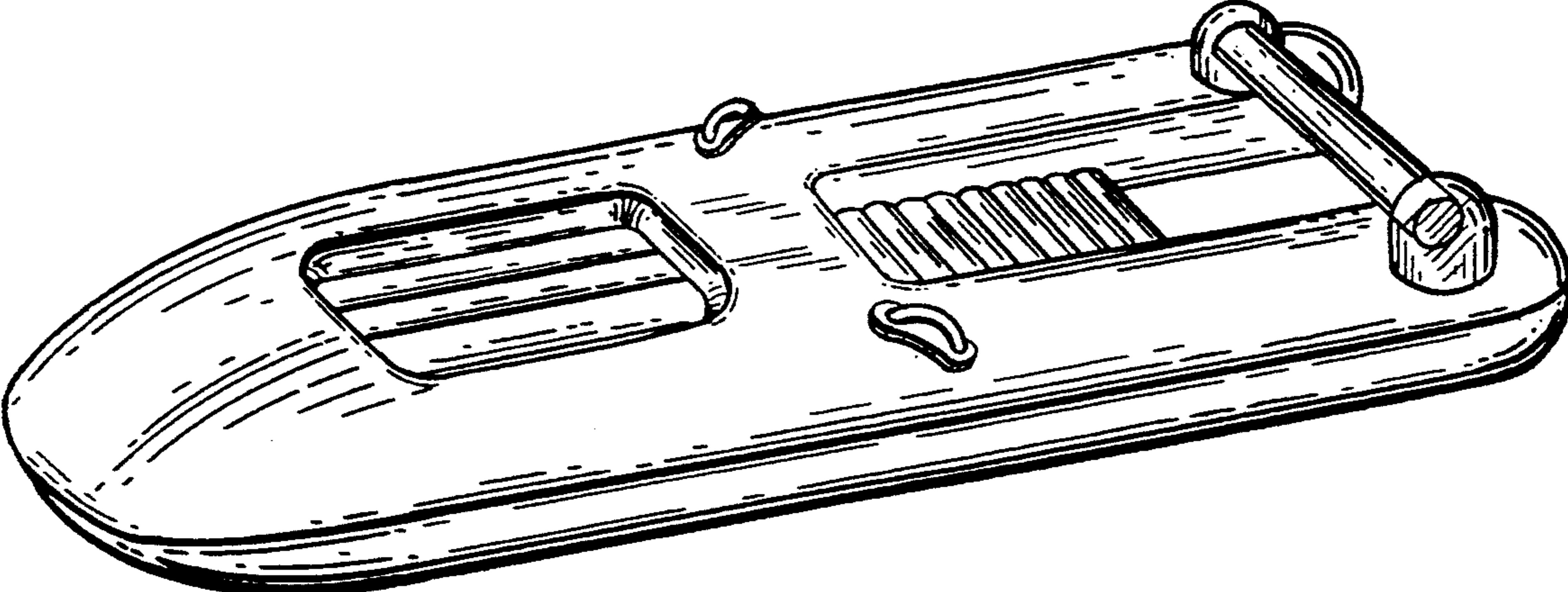


FIG. 1

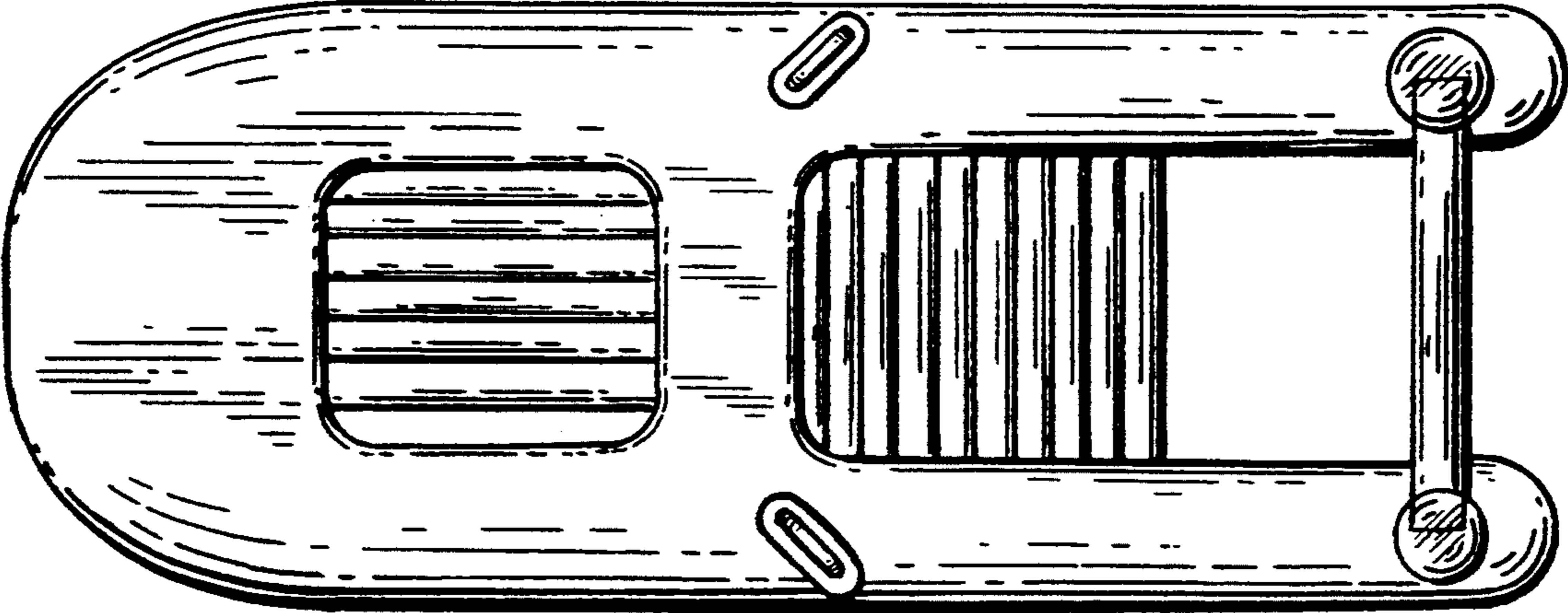


FIG. 2




FIG. 3

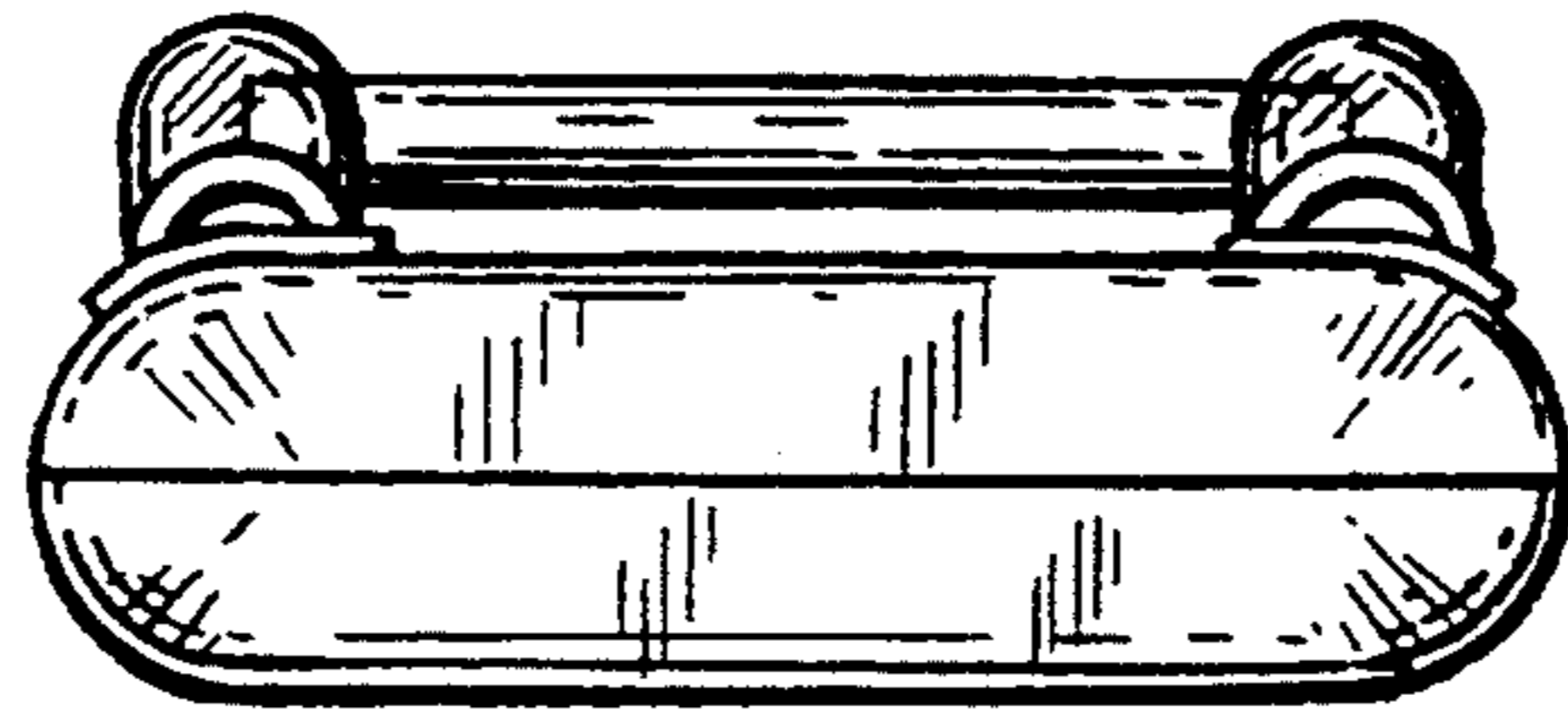


FIG. 4




FIG. 5

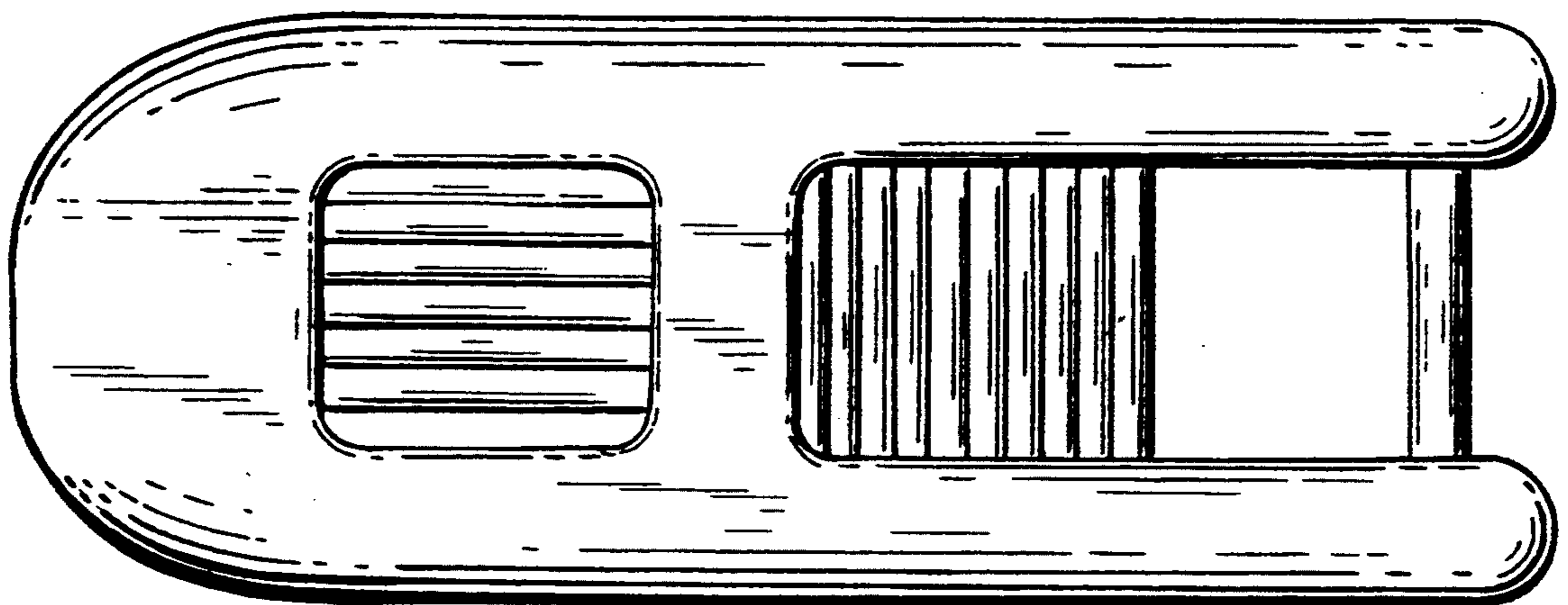


FIG. 6