



US00D350983S

United States Patent [19]
Penniman

[11] **Patent Number: Des. 350,983**
[45] **Date of Patent: ** Sep. 27, 1994**

[54] **PORTABLE WRITING LEDGER**
[75] Inventor: **Scott R. Penniman**, Spring House, Pa.
[73] Assignee: **R. E. P. Industries, Inc.**, Lansdale, Pa.
[**] Term: **14 Years**
[21] Appl. No.: **863,667**
[22] Filed: **Apr. 6, 1992**
[52] U.S. Cl. **D19/26**
[58] Field of Search 281/15.1, 29, 31, 21.1, 281/35; 402/75, 76; D19/26, 27

4,621,229 11/1986 Jackson 281/31 X

Primary Examiner—Wallace R. Burke
Assistant Examiner—Pamela Burgess
Attorney, Agent, or Firm—Seidel, Gonda, Lavorgna & Monaco

[57] **CLAIM**

The ornamental design for a portable writing ledger, as shown and described.

DESCRIPTION

FIG. 1 is a top perspective view of a portable writing ledger showing my new design;
FIG. 2 is a top plan view thereof;
FIG. 3 is a bottom plan view thereof;
FIG. 4 is an end elevational view thereof, the undisclosed end being a mirror image;
FIG. 5 is a right side elevational view thereof; and,
FIG. 6 is a left side elevational view thereof.

[56] **References Cited**
U.S. PATENT DOCUMENTS
D. 185,068 5/1959 Clive D19/26
401,210 4/1889 Reed 283/63.1 X

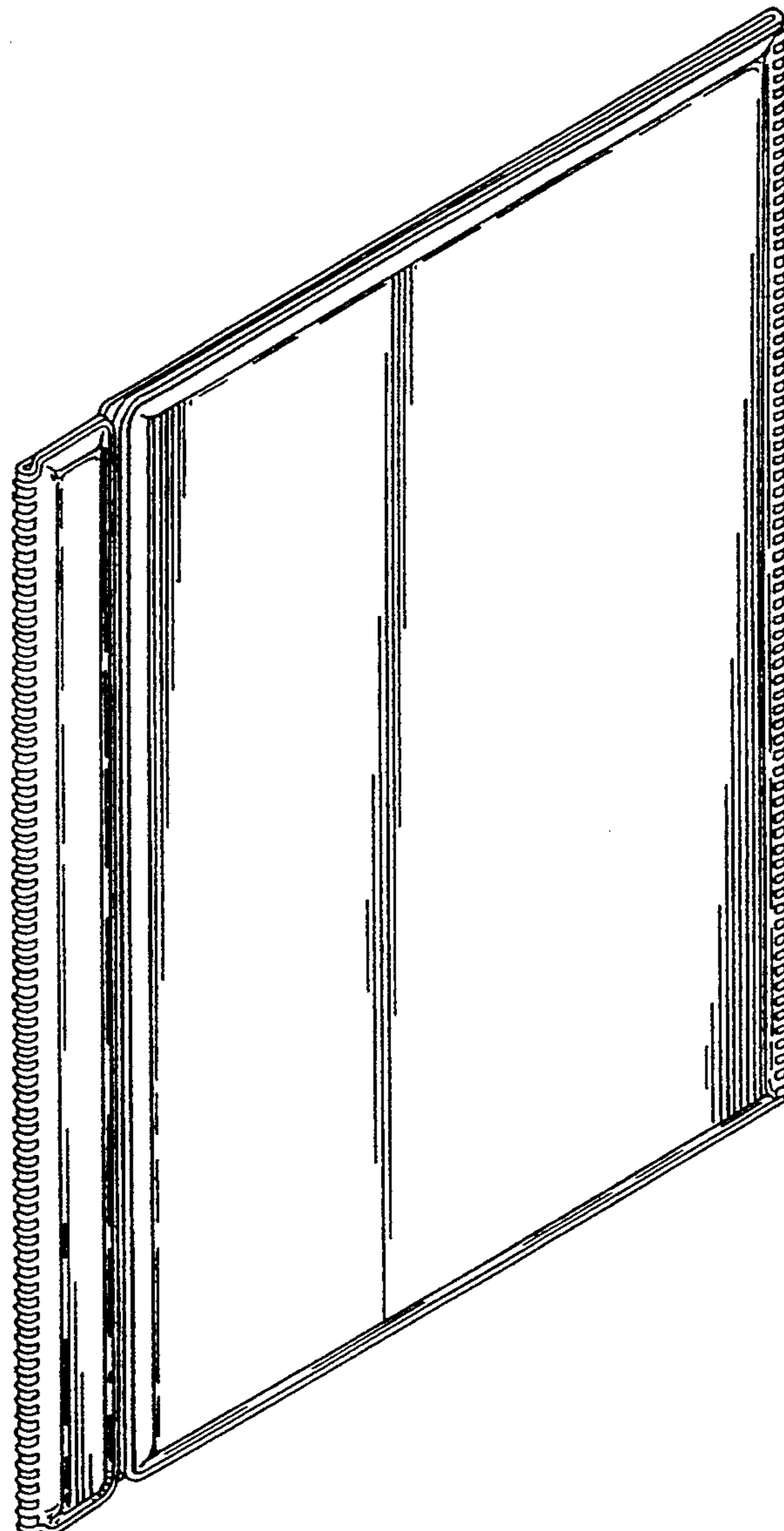


FIG. 1

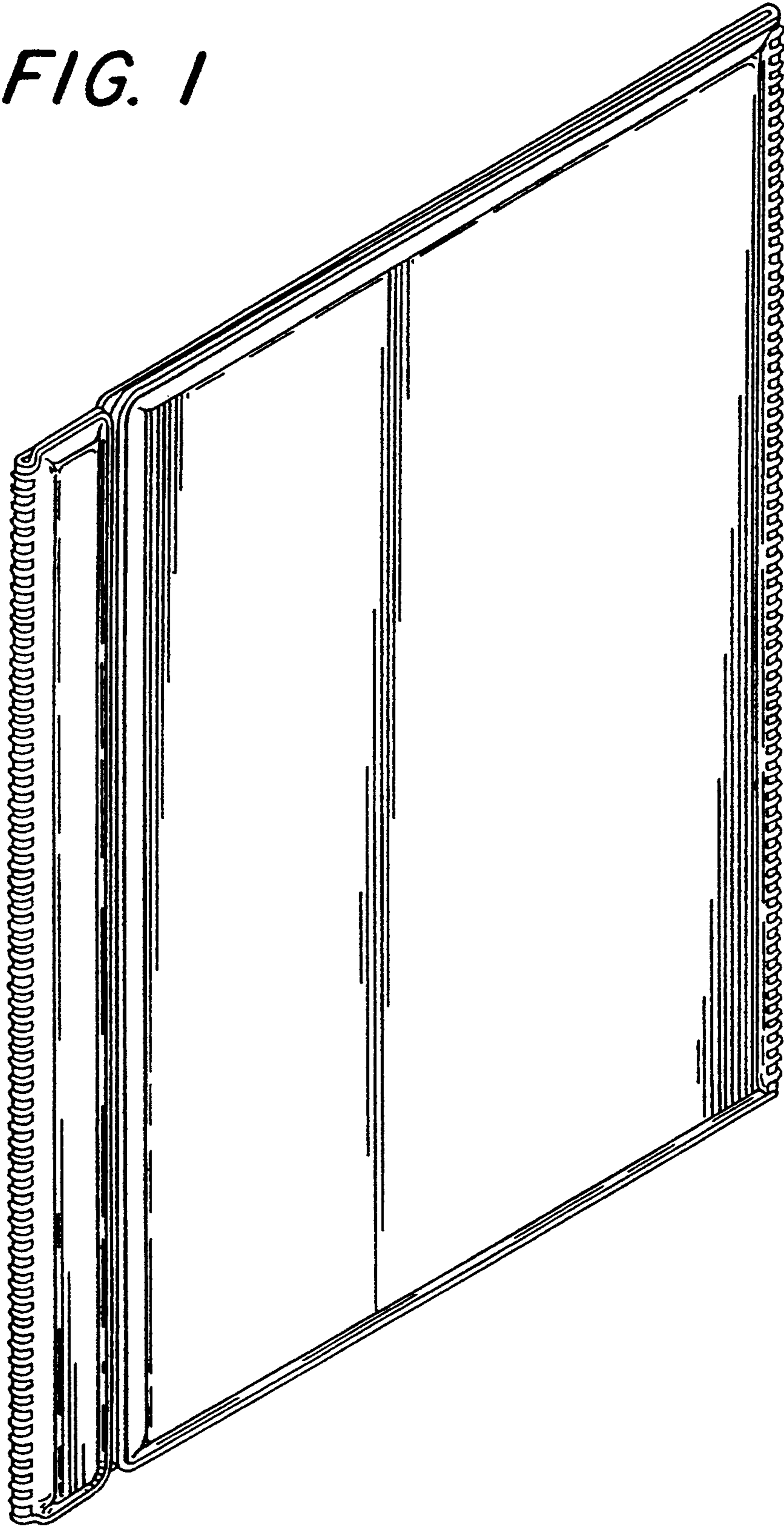


FIG. 2




FIG. 5

FIG. 4




FIG. 3




FIG. 6

