



US00D350979S

United States Patent [19]

[11] Patent Number: **Des. 350,979**

Hirose

[45] Date of Patent: **** Sep. 27, 1994**

[54] **PRINTER FOR COMPUTER**

[75] Inventor: **Tomoyuki Hirose**, Nabari, Japan

[73] Assignee: **Sharp Kabushiki Kaisha**, Osaka, Japan

[**] Term: **14 Years**

[21] Appl. No.: **939,527**

[22] Filed: **Sep. 8, 1992**

[30] **Foreign Application Priority Data**

Mar. 5, 1992 [JP] Japan 4-6333

[52] U.S. Cl. **D18/55**

[58] Field of Search 400/690.1-690.4,
400/691-694, 613, 613.1-613.4; D18/36-39,
50, 53-55

[56] **References Cited**

U.S. PATENT DOCUMENTS

- D. 322,274 12/1991 Tokuda et al. D18/54
- D. 325,216 4/1992 Girard D18/55
- D. 326,679 6/1992 Tanaka et al. D18/55
- D. 335,501 5/1993 Faranda D18/55
- D. 336,918 6/1993 Yonezawa et al, D18/55
- D. 336,920 6/1993 Yonezawa et al. D18/55
- D. 337,609 7/1993 Fukuda D18/55
- D. 338,033 8/1993 Yoshida et al. D18/55

- D. 340,259 10/1993 Etou et al. D18/55
- D. 340,741 10/1993 Yonezawa et al. D18/55

FOREIGN PATENT DOCUMENTS

5940888 8/1986 Japan D18/ et al.

OTHER PUBLICATIONS

Global Computer Supplies Catalog; Mar. 1988; p. 17; Hewlett-Packard Laserjet Series II Printer.

Mannesmann Tally brochure; May 1992; Cover Photo of MT908 Laser Printer.

Primary Examiner—Cathy Anne MacCormac
Attorney, Agent, or Firm—Nixon & Vanderhye

[57] **CLAIM**

The ornamental design for a printer for computer, as shown and described.

DESCRIPTION

FIG. 1 is a top, front and right side perspective view of a printer for a computer according to the present design;

FIG. 2 is a front elevational view thereof;

FIG. 3 is a top plan view thereof;

FIG. 4 is a rear elevational view thereof;

FIG. 5 is a bottom plan view thereof;

FIG. 6 is a right side elevational view thereof; and,

FIG. 7 is a left side elevational view thereof.




FIG. 1

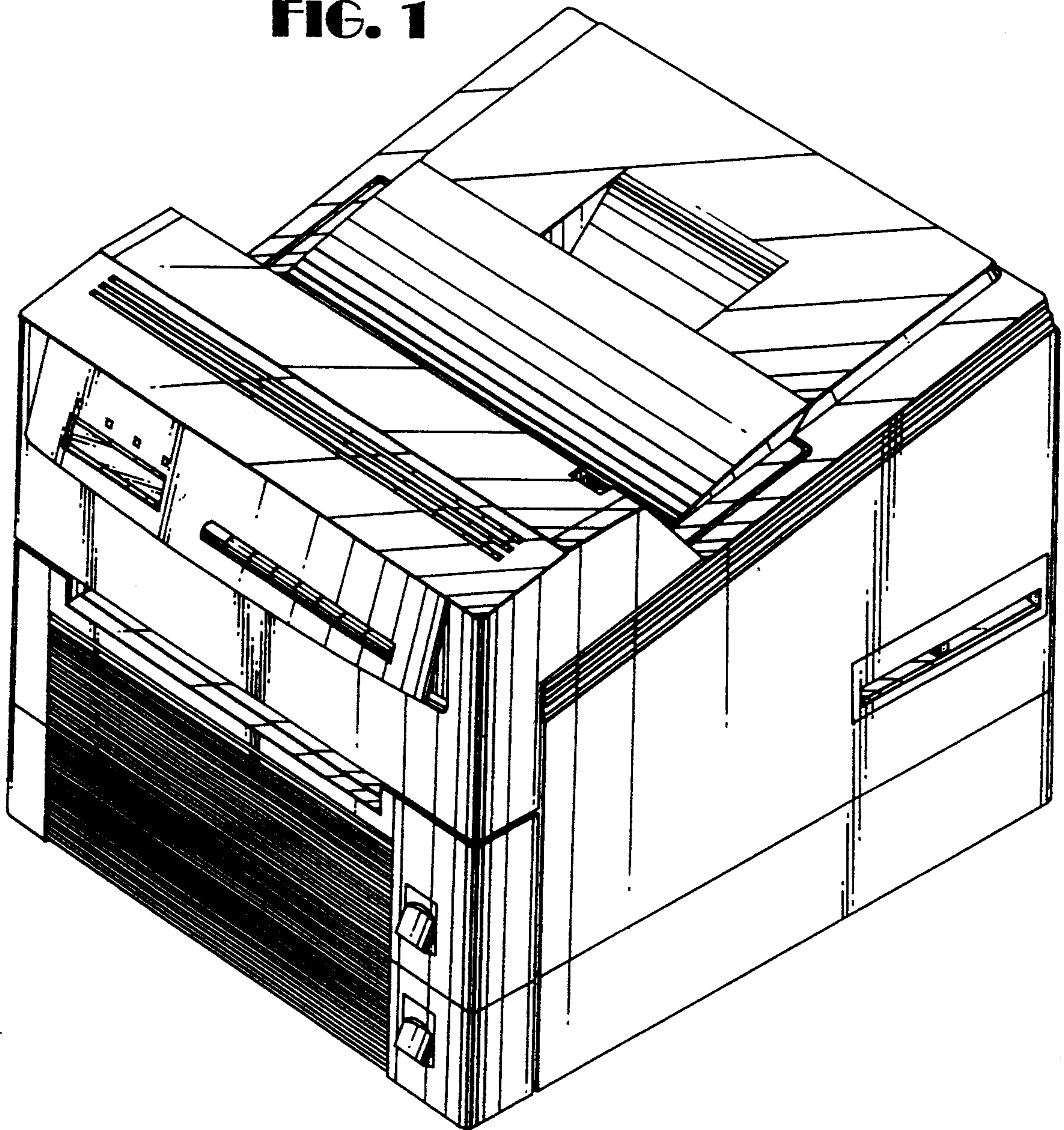


FIG. 2

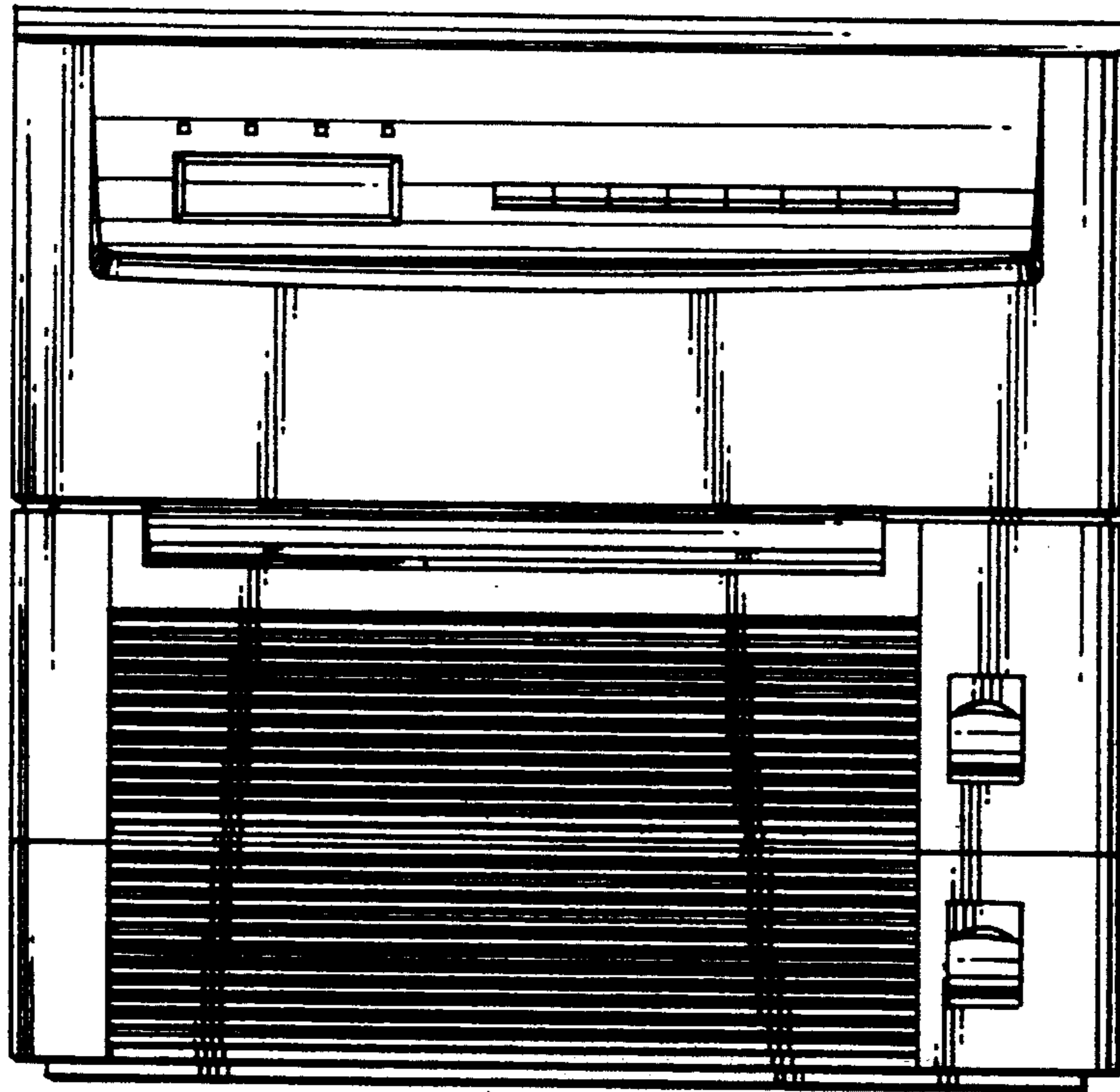


FIG. 3

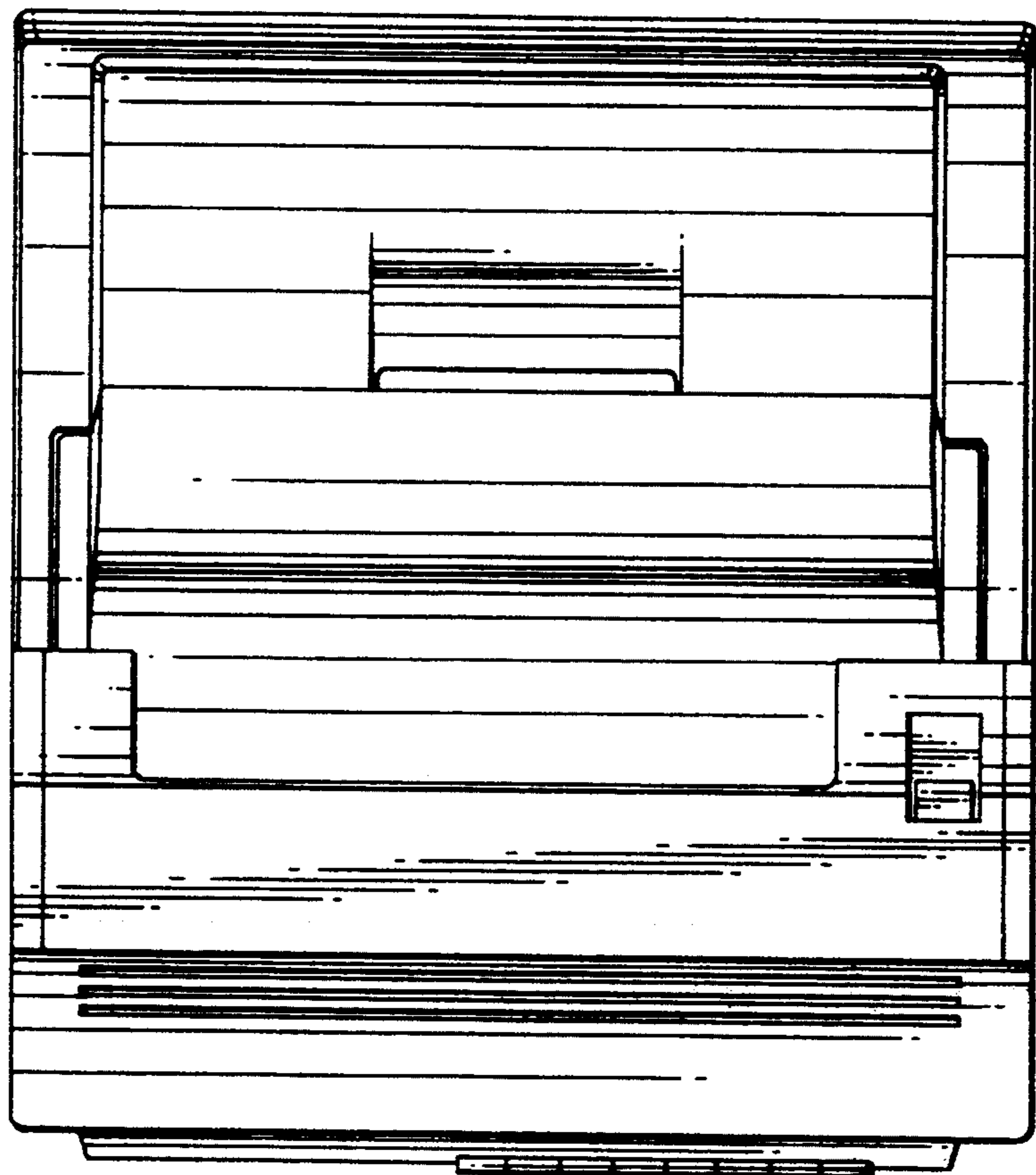


FIG. 4

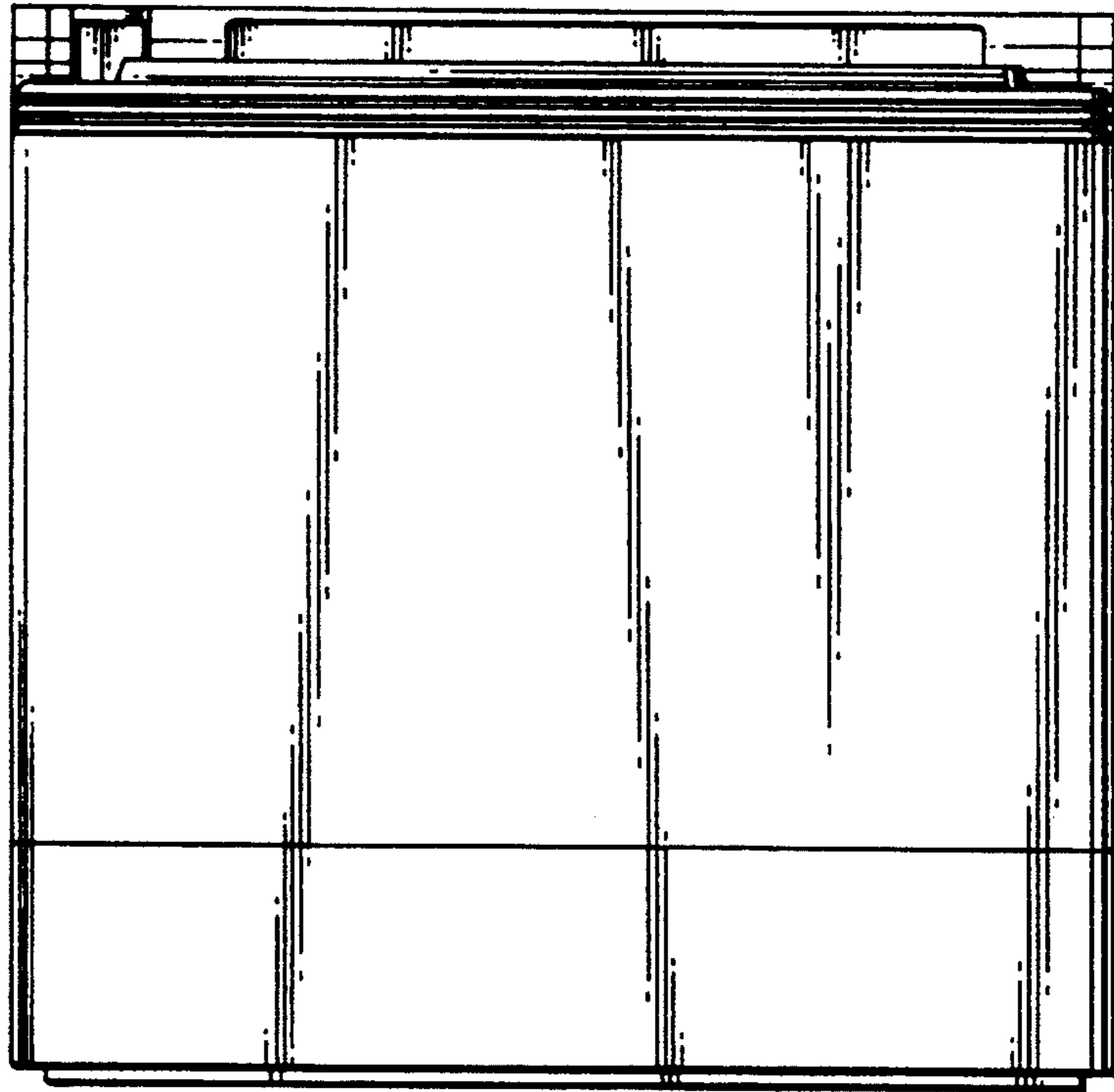


FIG. 5




FIG. 6

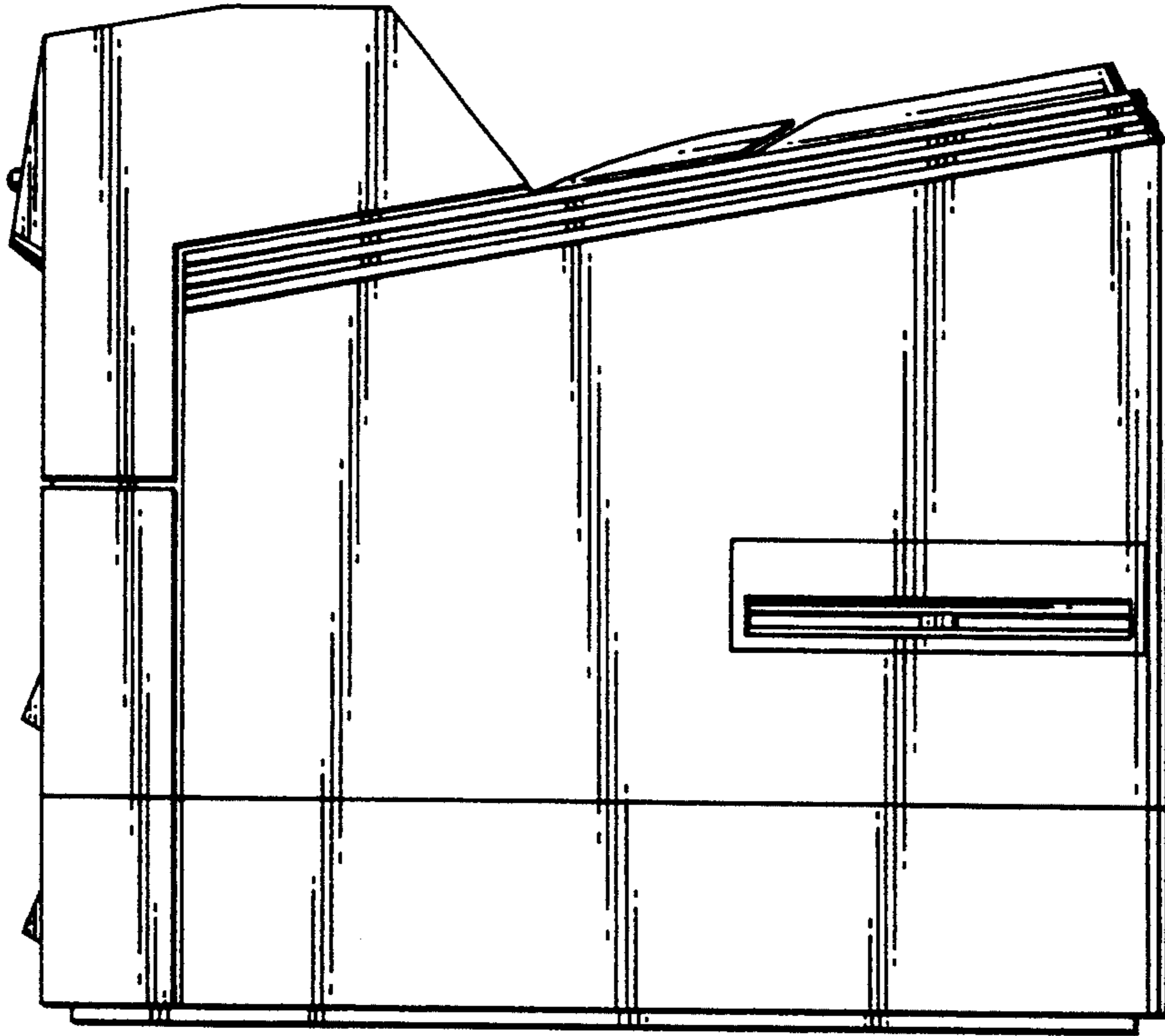


FIG. 7

