



US00D350964S

United States Patent [19]

Fowler et al.

[11] Patent Number: **Des. 350,964**

[45] Date of Patent: **** Sep. 27, 1994**

[54] **CONTROL PANEL FOR AN AUTOMOTIVE RADIO/CASSETTE**

D. 334,572 4/1993 Gauthier et al. D14/258
D. 334,753 4/1993 Dziekan et al. D14/258

[75] Inventors: **James H. Fowler**, Dearborn;
Nevenka Schumaker, Bloomfield Hills, both of Mich.

[73] Assignee: **Ford Motor Company**, Dearborn, Mich.

[*] Notice: The portion of the term of this patent subsequent to Feb. 1, 2008 has been disclaimed.

[**] Term: **14 Years**

[21] Appl. No.: **929,569**

[22] Filed: **Aug. 14, 1992**

[52] U.S. Cl. **D14/258; D14/157**

[58] Field of Search 455/345, 346; D14/124, D14/157, 188, 257, 258, 299

[56] References Cited

U.S. PATENT DOCUMENTS

- D. 314,966 2/1991 Magic et al. D14/157 X
- D. 315,158 3/1991 Houtbout D14/157
- D. 333,307 2/1993 Sliper et al. D14/258
- D. 333,823 3/1993 Sliper et al. D14/157 X

OTHER PUBLICATIONS

Stereo Review, Sep. 1989, p. 19, Lexus car audio system.

Design 482, Feb. 1989, p. 55, Bottom-Ford Auto radio. 1989 Sony Autosound Catalog.

Primary Examiner—Theodore M. Shooman

Attorney, Agent, or Firm—Mark Mollon; Roger L. May

[57] CLAIM

The ornamental design for control panel for an automotive radio/cassette, as shown.

DESCRIPTION

FIG. 1 is a front, top, and right side perspective view of control panel for an automotive radio/cassette showing our new design;

FIG. 2 is a left side elevational view thereof;


FIG. 3 is a right side elevational view thereof;

FIG. 4 is a top view thereof;

FIG. 5 is a front elevational view thereof; and,

FIG. 6 is a bottom view thereof.

The broken line showing of the radio/cassette housing in FIGS. 1 through 4 and FIG. 6 is for illustrative purposes only and forms no part of the claimed design.






FIG. 1.

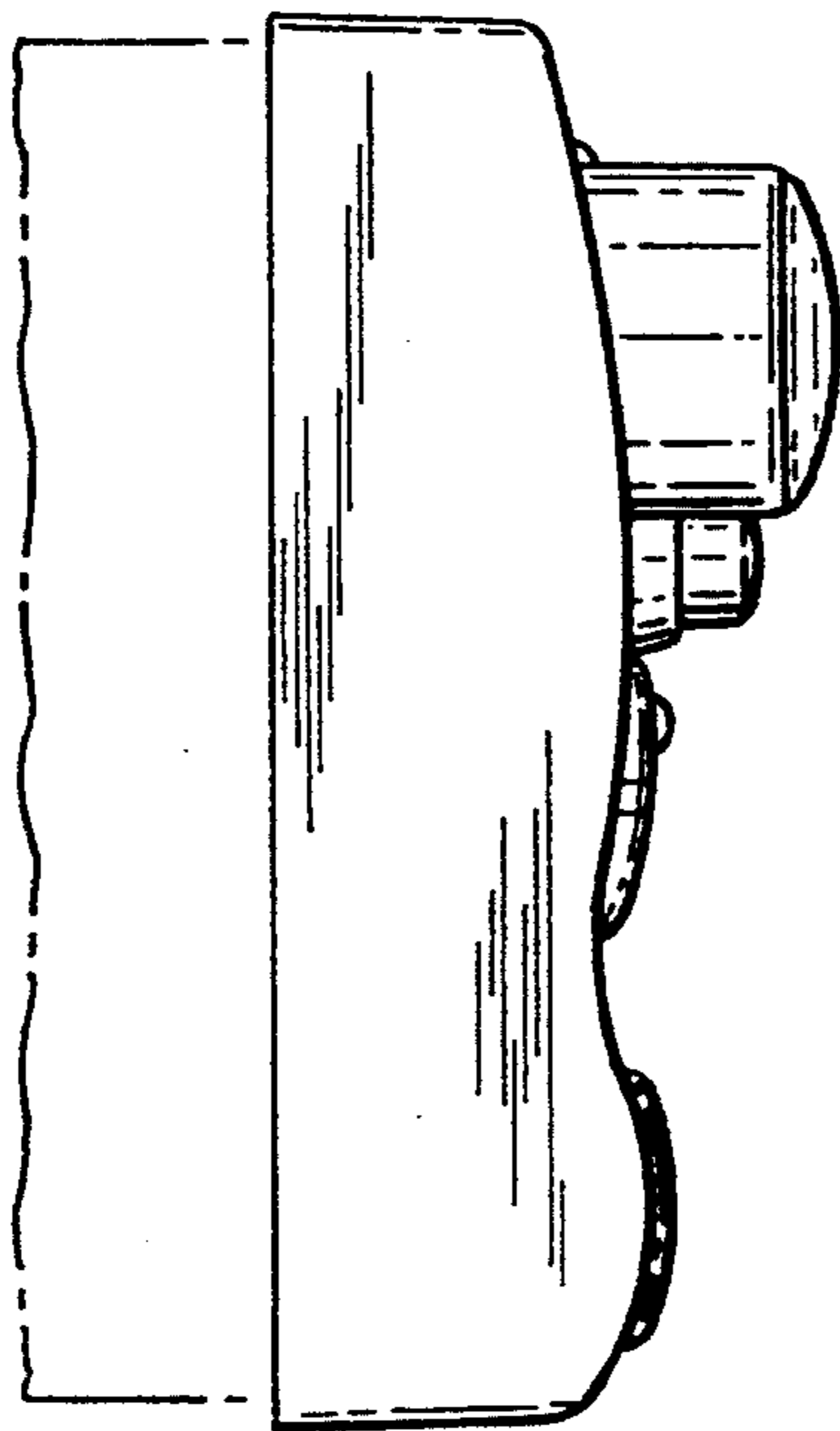


FIG. 2.

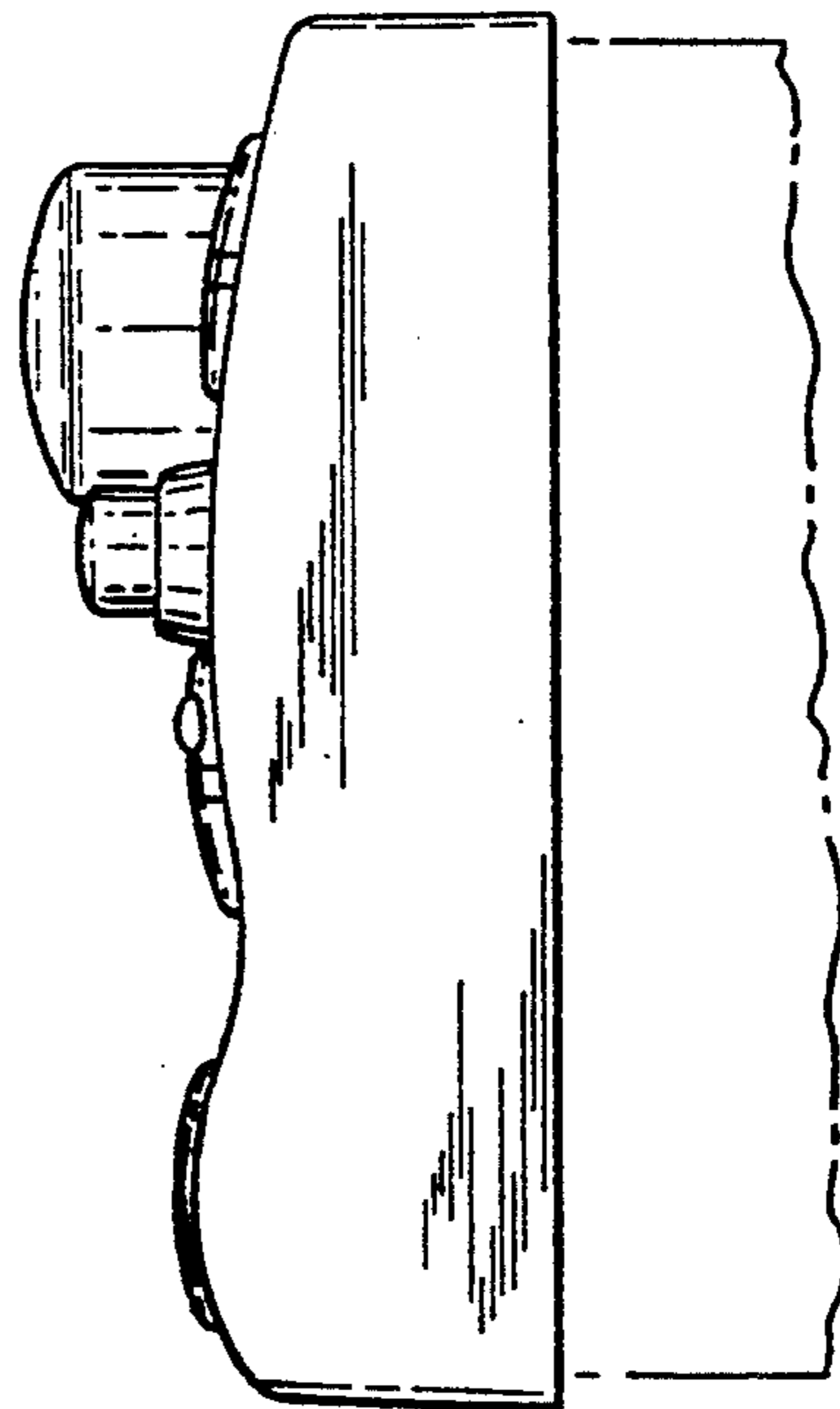


FIG. 3.

