



US00D350937S

United States Patent [19]

[11] Patent Number: **Des. 350,937**

Rossman et al.

[45] Date of Patent: **** Sep. 27, 1994**

[54] MULTIPLE OUTLET SURGE PROTECTOR

[75] Inventors: **Jon R. Rossman**, Chelmsford; **Bryan R. Hotaling**, Arlington, both of Mass.

[73] Assignee: **Curtis Manufacturing Company, Inc.**, Jaffrey, N.H.

[**] Term: **14 Years**

[21] Appl. No.: **5,784**

[22] Filed: **Mar. 12, 1993**

[52] U.S. Cl. **D13/139; D13/160**

[58] Field of Search 361/56, 91, 111, 119, 361/127; 439/501, 620, 651, 652, 655; D13/137, 139, 142, 143, 160

[56] References Cited

U.S. PATENT DOCUMENTS

D. 106,277	10/1937	Boynton	D13/171	X
D. 106,278	10/1937	Boynton	D13/171	X
D. 305,641	1/1990	De Luca	D13/142	
D. 312,615	12/1990	Schwartz	D13/139	
D. 318,262	7/1991	Neuwirth	D13/137	
4,897,049	1/1990	Miller et al.	439/652	X
4,934,962	6/1990	Luu et al.	439/651	

OTHER PUBLICATIONS

Surge protectors on p. 97 of *Global Computer Supplies*, Aug. 1990 catalog.

Surge protector 28-0255 on p. 62 of *MCM Electronics*, Summer '91 catalog.

SMP line protector on p. 392 of *Allied Electronics* catalog, ©1990.

Primary Examiner—Wallace R. Burke

Assistant Examiner—Joel Sincavage

Attorney, Agent, or Firm—Richard P. Crowley

[57] CLAIM

The ornamental design for multiple outlet surge protector, as shown and described.

DESCRIPTION

FIG. 1 is a perspective view from above of the ornamental design of the multiple outlet surge protector of our invention;

FIG. 2 is a top plan view of the invention of FIG. 1;


FIG. 3 is a side plan view of the invention of FIG. 1;

FIG. 4 is a bottom plan view of the invention of FIG. 1;

FIG. 5 is a front plan view of the invention of FIG. 1;

and,

FIG. 6 is a back plan view of the invention of FIG. 1.






FIG. 1

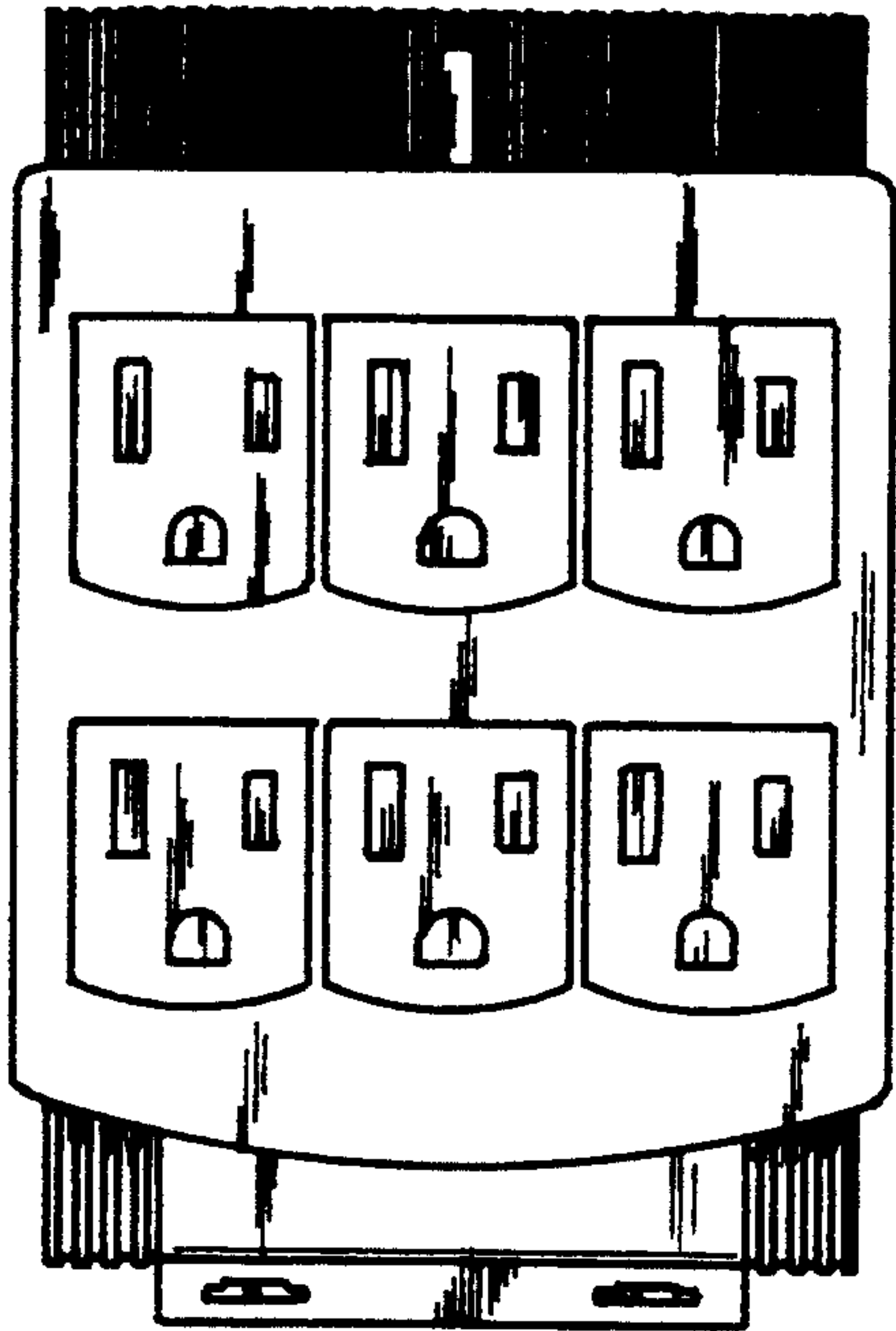


FIG. 2

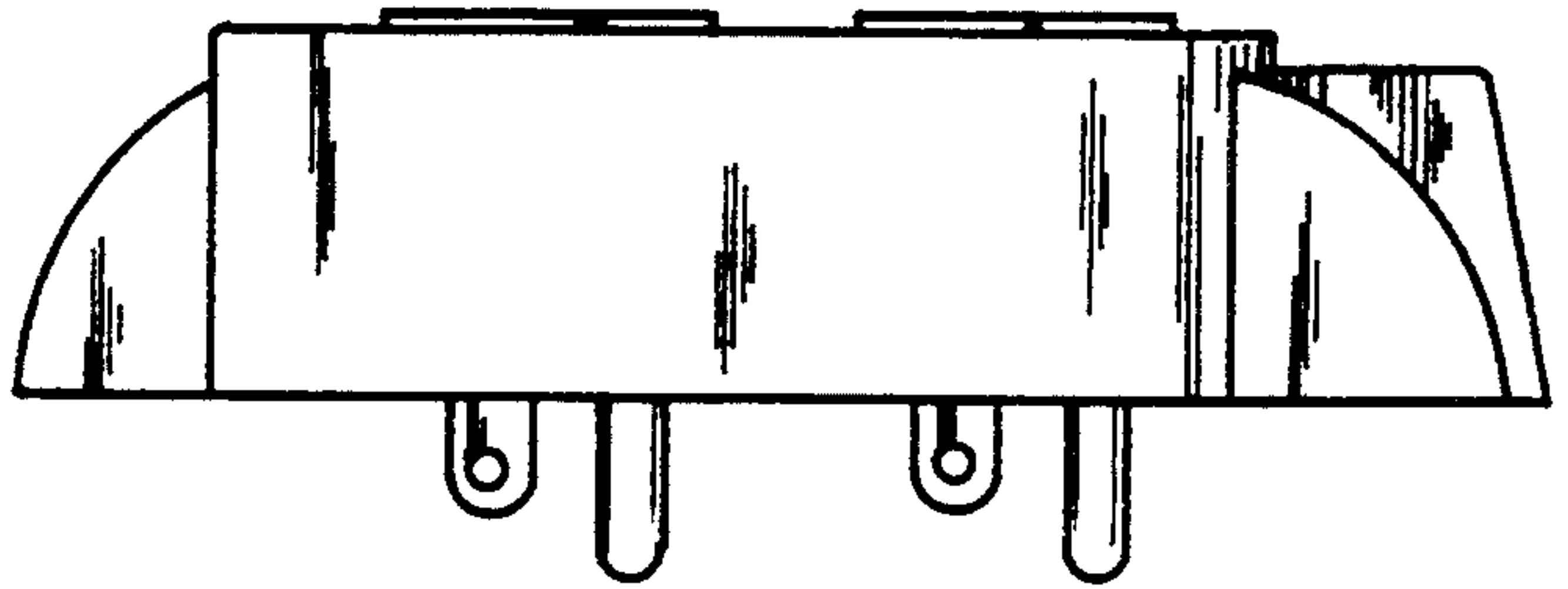


FIG. 3

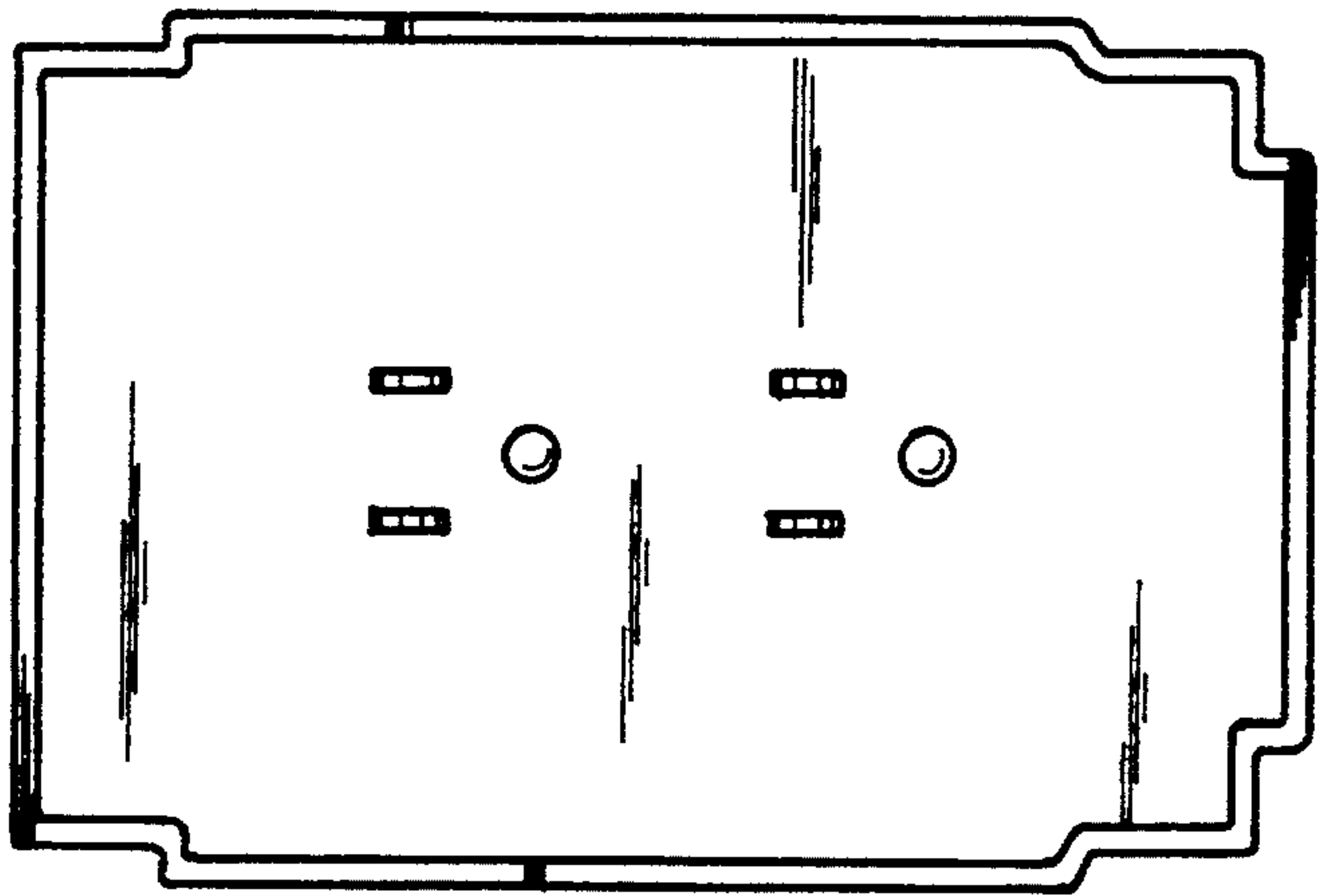


FIG. 4

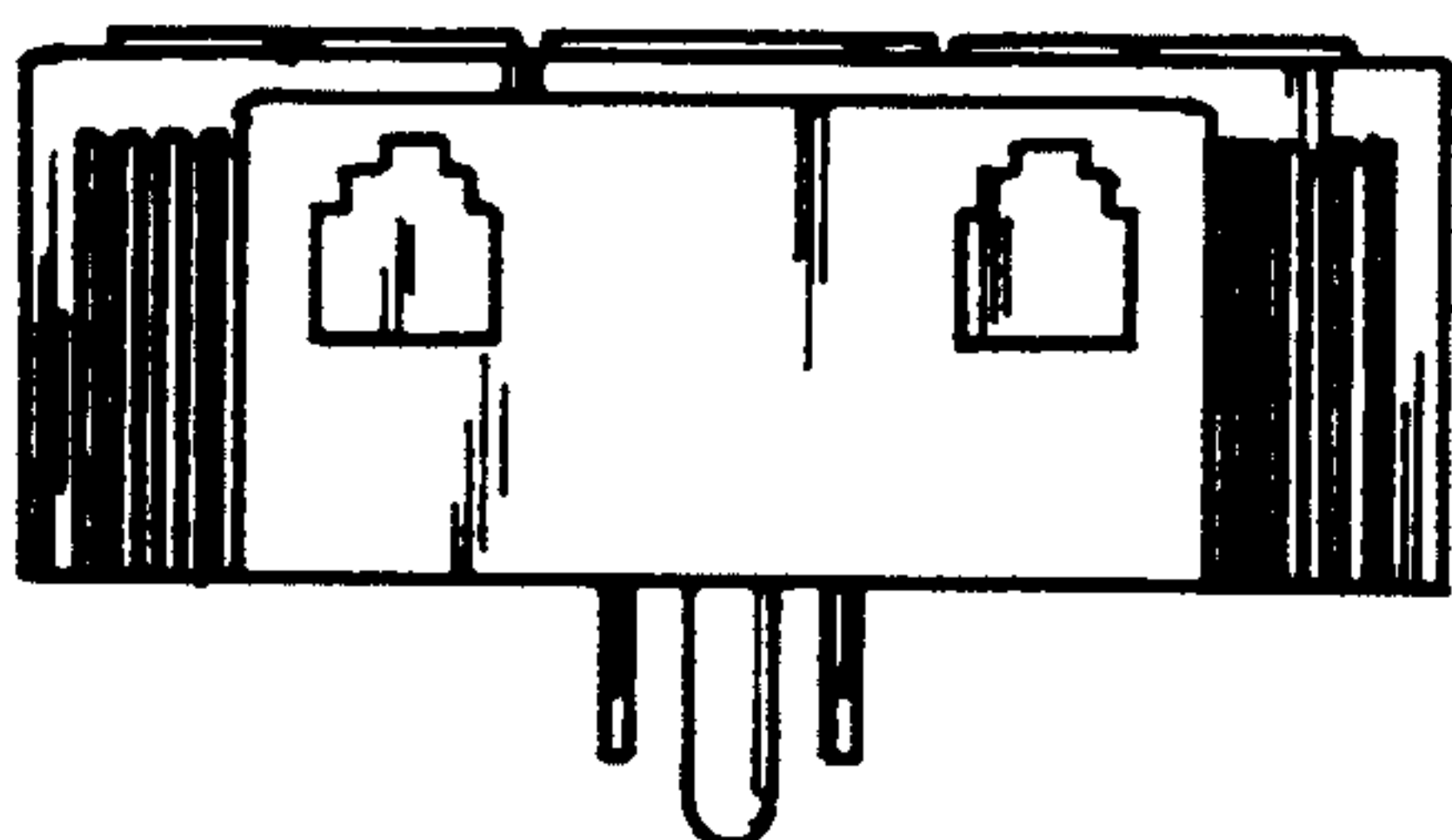


FIG. 5

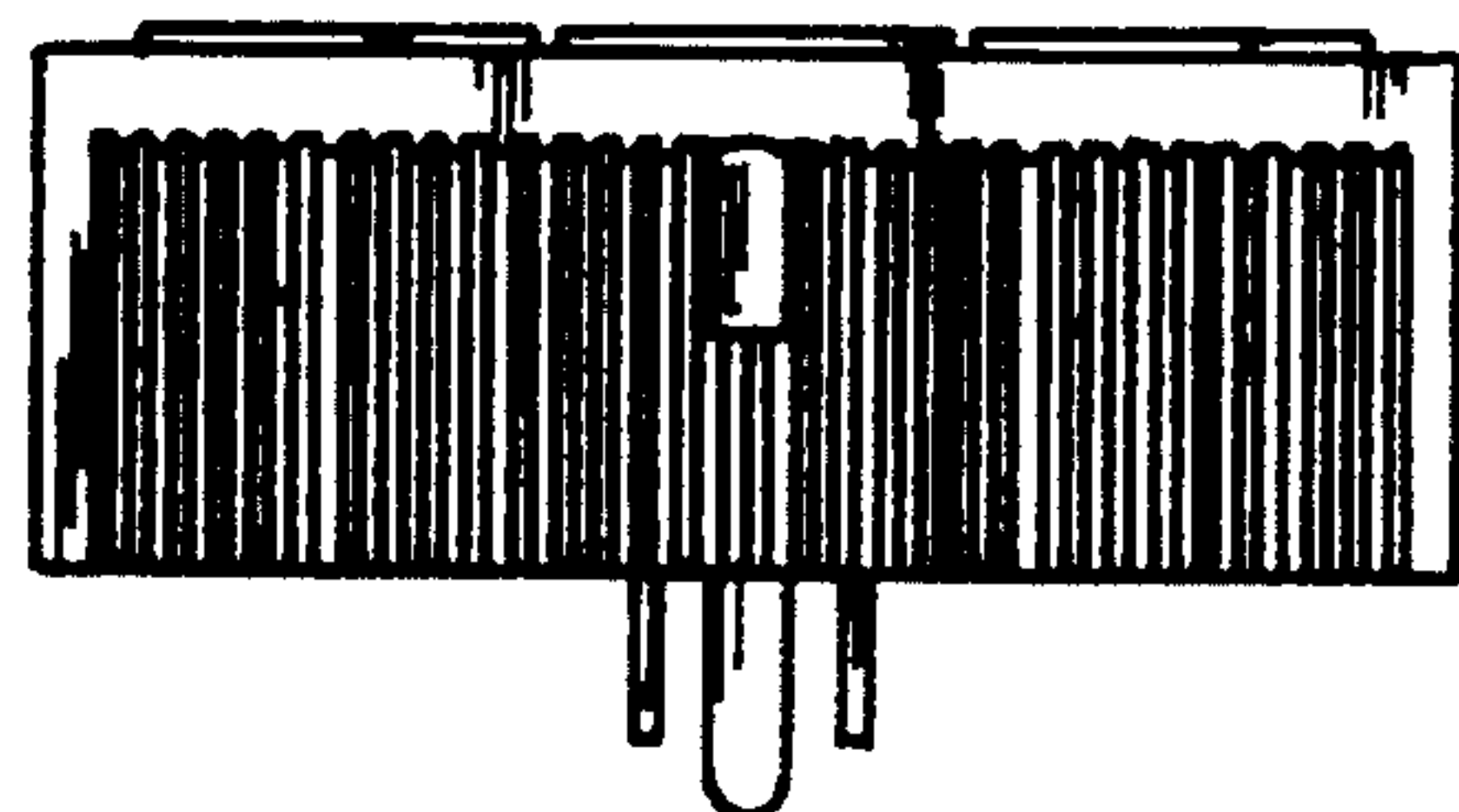


FIG. 6