



US00D350921S

**United States Patent** [19]  
**Carroll**

[11] **Patent Number: Des. 350,921**  
[45] **Date of Patent: \*\* Sep. 27, 1994**

[54] **LEG SUPPORT FOR A MOTORCYCLE**

[76] Inventor: **Shane E. Carroll**, 129 West "F" St.,  
Lincoln, Nebr. 68508

[\*\*] Term: **14 Years**

[21] Appl. No.: **5,940**

[22] Filed: **Mar. 15, 1993**

[52] U.S. Cl. .... **D12/114**

[58] Field of Search ..... 280/291, 288.4;  
D12/114, 126

4,779,481 10/1988 Natzke et al. .... 280/291  
4,852,900 8/1989 Nabachewski ..... 280/291  
5,090,715 2/1992 Nakajima ..... 280/166  
5,209,509 5/1993 Gay et al. .... 280/288.4

*Primary Examiner*—Wallace R. Burke  
*Assistant Examiner*—M. Brown  
*Attorney, Agent, or Firm*—Terry M. Gernstein

[57] **CLAIM**

The ornamental design for a leg support for a motorcycle, as shown and described.

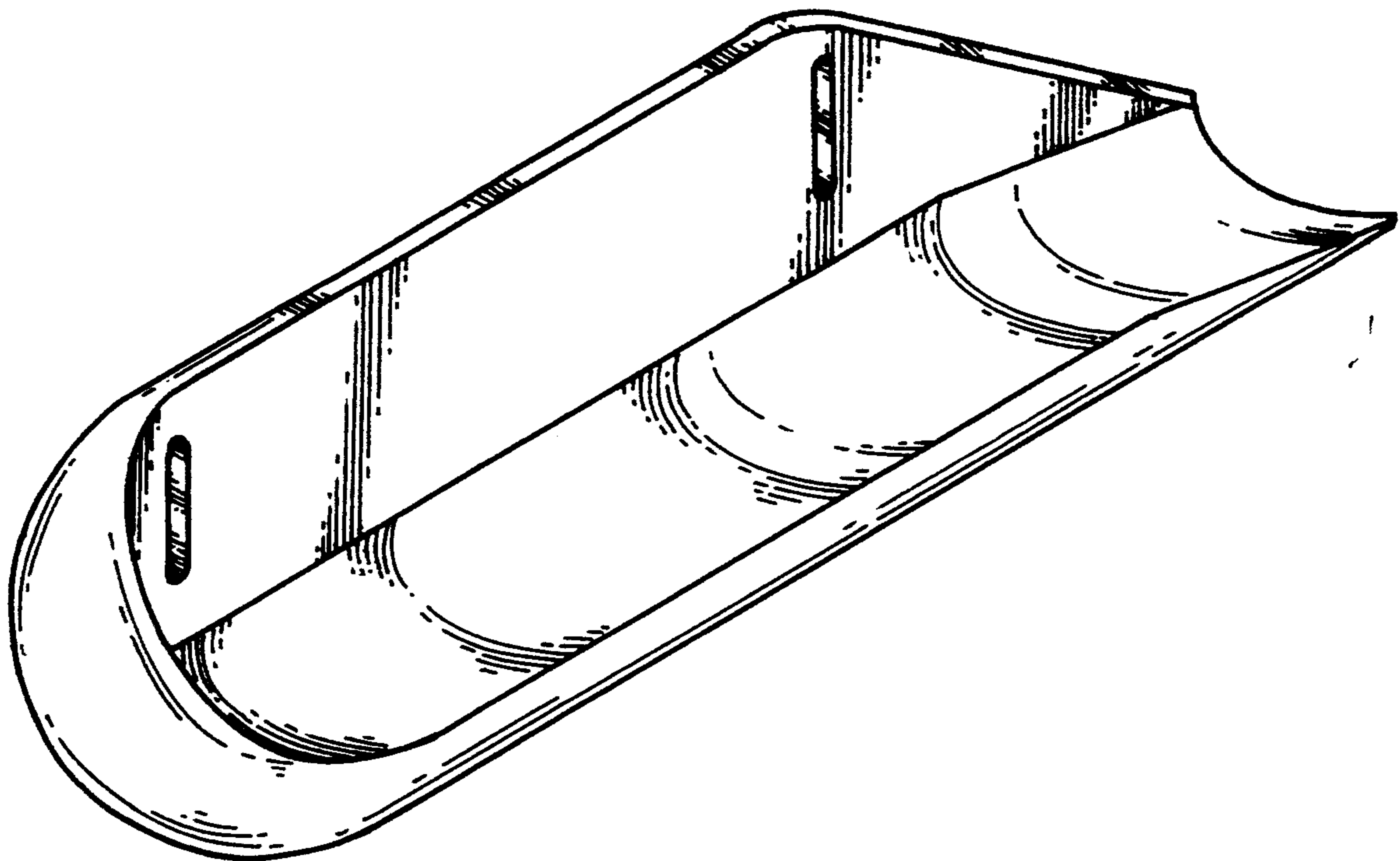
[56] **References Cited**

**U.S. PATENT DOCUMENTS**

D. 283,413	4/1986	Pressler et al. ....	D12/114
D. 286,993	12/1986	Kotomaki .....	D12/125
D. 294,686	3/1988	Ableidinger et al. ....	D12/126
D. 338,643	8/1993	Fuller et al. ....	D12/114
3,794,353	2/1974	Oliver .....	280/291
4,174,852	11/1979	Panzica et al. ....	280/291
4,728,121	3/1988	Graves .....	280/291
4,768,799	9/1988	Milbean .....	280/291

**DESCRIPTION**

FIG. 1 is a front, top and side perspective view of the leg support for a leg support for a motorcycle showing my new design;  
FIG. 2 is a front end elevational view thereof;  
FIG. 3 is a rear end elevational view thereof;  
FIG. 4 is a side elevational view thereof;  
FIG. 5 is an opposite side elevational view thereof;  
FIG. 6 is a top plan view thereof; and,  
FIG. 7 is a bottom plan view thereof.



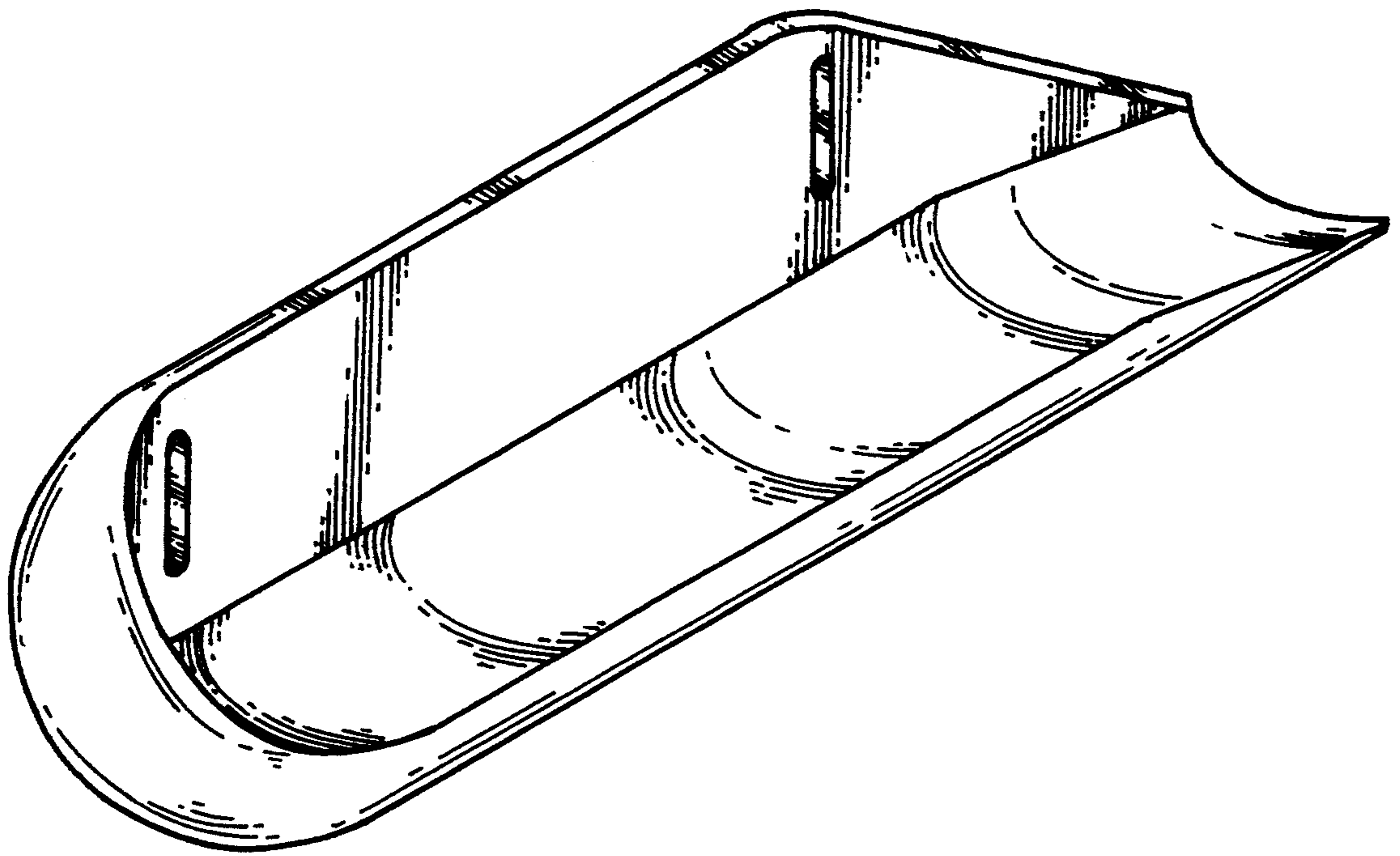


FIG. 1




FIG. 2

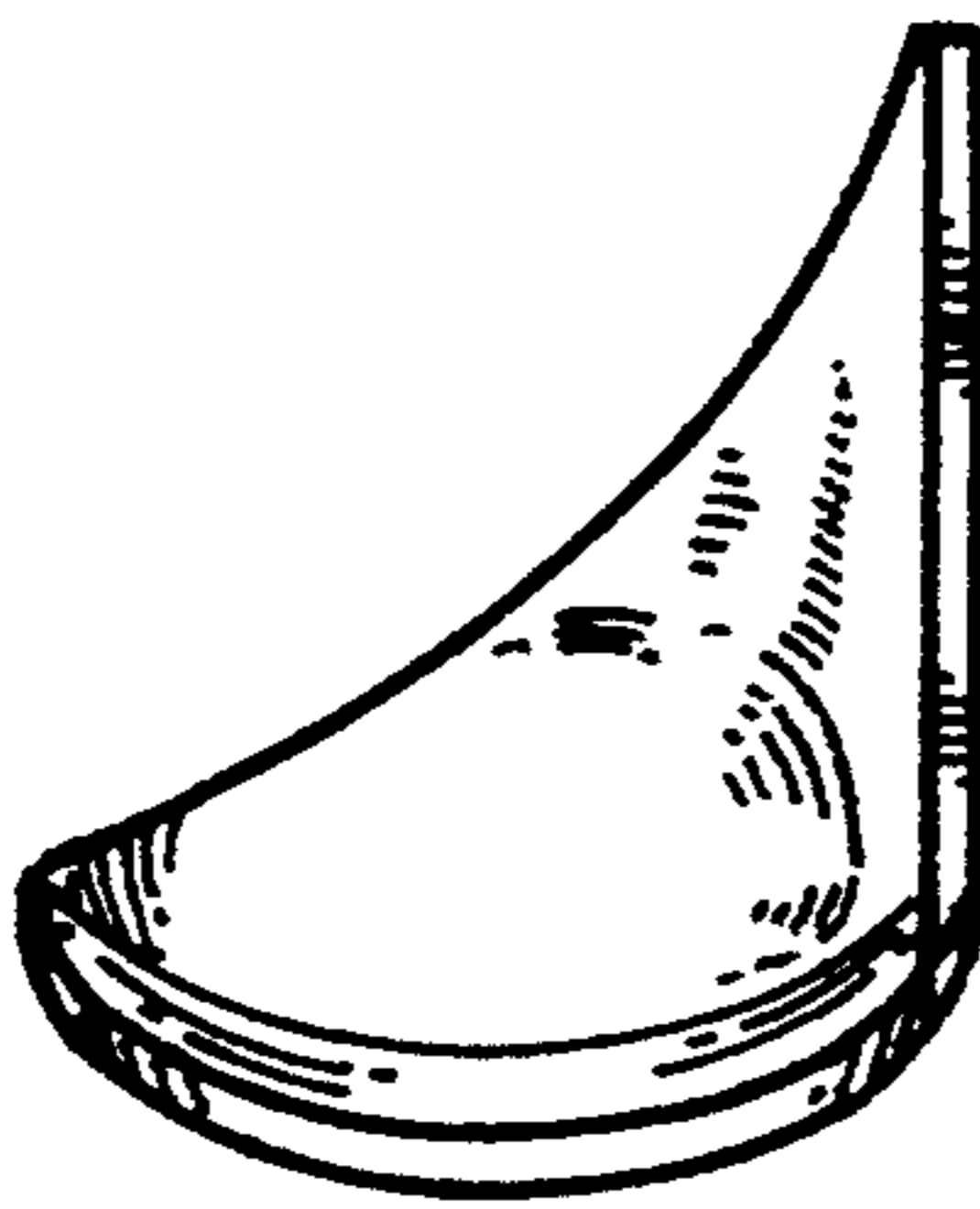


FIG. 3




FIG. 4




FIG. 5




FIG. 6




FIG. 7