



US00D350911S

United States Patent [19]

Bert

[11] Patent Number: **Des. 350,911**

[45] Date of Patent: **** Sep. 27, 1994**

[54] **EXPANSION BRACELET**

[75] Inventor: **Raymond R. Bert**, Cranston, R.I.

[73] Assignee: **Textron Inc.**, Providence, R.I.

[**] Term: **14 Years**

[21] Appl. No.: **4,718**

[22] Filed: **Feb. 11, 1993**

[52] U.S. Cl. **D11/19; D11/22**

[58] Field of Search 63/1.1-11,
63/26; 59/78-82, 84, 90-92; D11/1-18, 20-25,
93-94, 87; D10/30-39

[56] **References Cited**

U.S. PATENT DOCUMENTS

- D. 289,502 4/1987 Woomer D10/32
- D. 303,503 9/1989 Kai D10/32

- D. 331,020 11/1992 Ishii et al. D10/31
- D. 339,309 9/1993 Butler D11/3
- D. 340,664 10/1993 Butler D11/19

Primary Examiner—A. Hugo Word

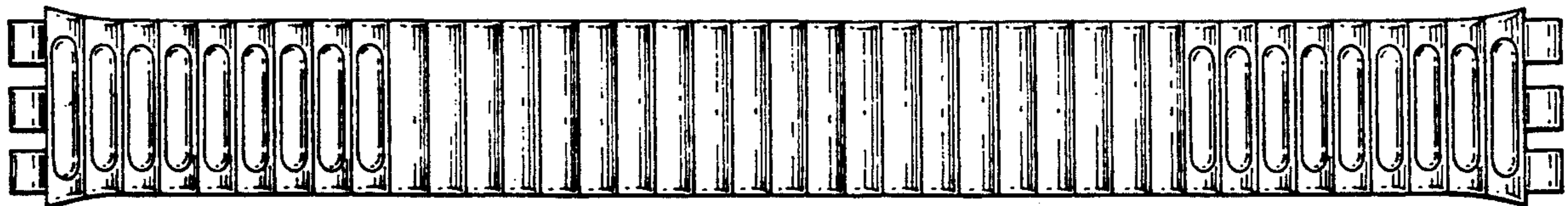
Attorney, Agent, or Firm—Samuels, Gauthier & Stevens

[57] **CLAIM**

The ornamental design for an expansion bracelet, as shown and described.

DESCRIPTION

FIG. 1 is a top plan view of an expansion bracelet showing my new design;
 FIG. 2 is a bottom plan view thereof;
 FIG. 3 is a side elevational view thereof;
 FIG. 4 is an end elevational view thereof; and,
 FIG. 5 is a partial enlarged top plan view showing several adjacent top shells thereof.



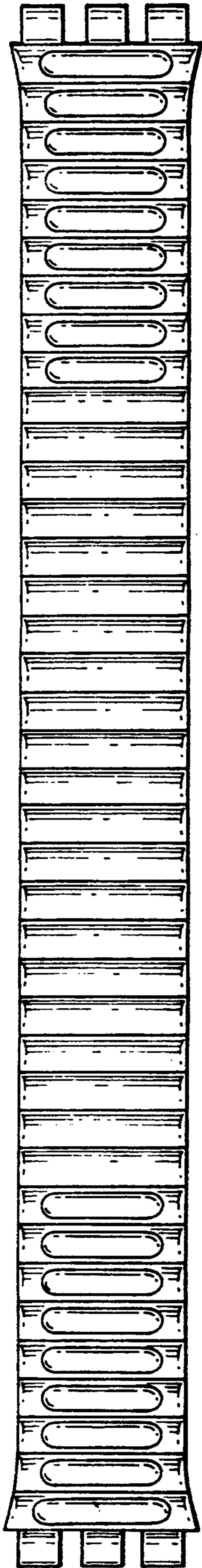


FIG. 1




FIG. 2



FIG. 3




FIG. 4

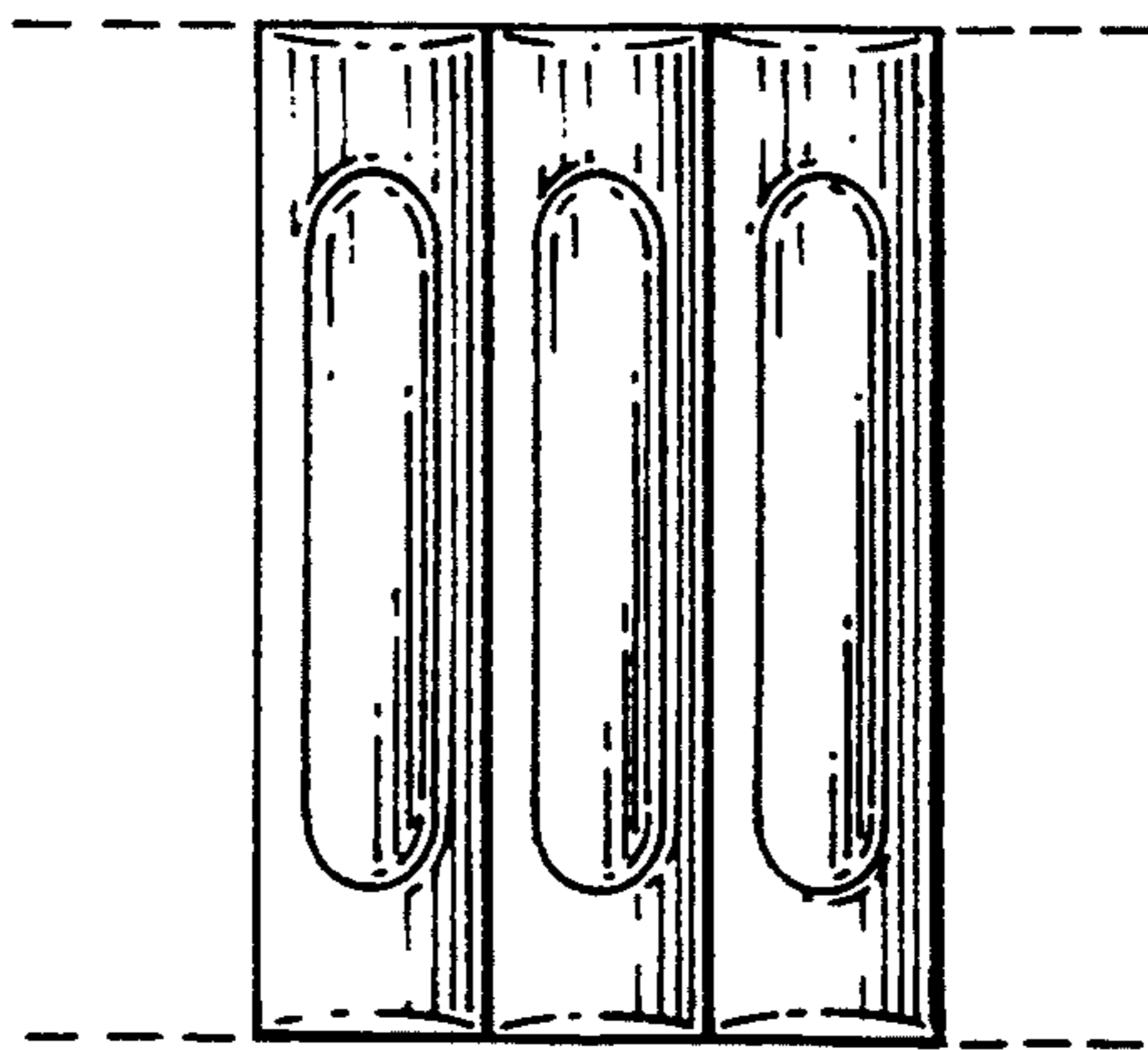


FIG. 5