



US00D350902S

United States Patent [19]

[11] Patent Number: **Des. 350,902**

Kaneko

[45] Date of Patent: **** Sep. 27, 1994**

- [54] **WRISTWATCH**
- [75] Inventor: **Ryoichi Kaneko**, Tokyo, Japan
- [73] Assignee: **Seikosha Co., Ltd.**, Japan
- [**] Term: **14 Years**
- [21] Appl. No.: **1,942**
- [22] Filed: **Nov. 25, 1992**
- [52] U.S. Cl. **D10/32; D10/33; D11/3**
- [58] Field of Search **368/223, 228, 232, 276-277, 368/280-282, 285; D10/1-40, 122-132; D11/3, 5**

- D. 334,899 4/1993 Kaneko D11/3
- D. 335,636 5/1993 Kaneko D11/3
- D. 344,468 2/1994 Kaneko D11/3
- 5,272,681 12/1993 Lee 368/285

OTHER PUBLICATIONS

Hong Kong Enterprise Toy's '90 p. 453-Top Row of watch bands.

Timepieces -Jun. 1989 p. 14-Center column of watch-bands.

Hong Kong Enterprise -Oct. 1990 p. 76-watches at top--left.

Primary Examiner—Nelson C. Holtje
Attorney, Agent, or Firm—Bruce L. Adams; Van C. Wilks

[56] References Cited

U.S. PATENT DOCUMENTS

- D. 179,977 4/1957 Maddox D10/7
- D. 185,242 5/1959 Sauih D10/7
- D. 186,727 11/1959 Laszlo D10/7
- D. 211,538 6/1968 Liem D11/5
- D. 228,302 9/1973 Ingram D10/6
- D. 251,831 5/1979 Putnam D11/5
- D. 301,983 7/1989 Benoit-Pequignet D10/32
- D. 301,985 7/1989 Benoit-Pequignet D10/32
- D. 309,114 7/1990 Benoit-Pequignet D10/33
- D. 334,000 3/1993 Kaneko D11/3
- D. 334,544 4/1993 Kaneko D11/3
- D. 334,545 4/1993 Kaneko D11/3

[57] CLAIM

The ornamental design for a wristwatch, as shown and described.

DESCRIPTION

FIG. 1 is a front elevational view of a wristwatch showing my new design;


FIG. 2 is a rear elevational view thereof;

FIG. 3 is a top plan view thereof;

FIG. 4 is a bottom plan view thereof;

FIG. 5 is a left side elevational view thereof; and,

FIG. 6 is a right side elevational view.



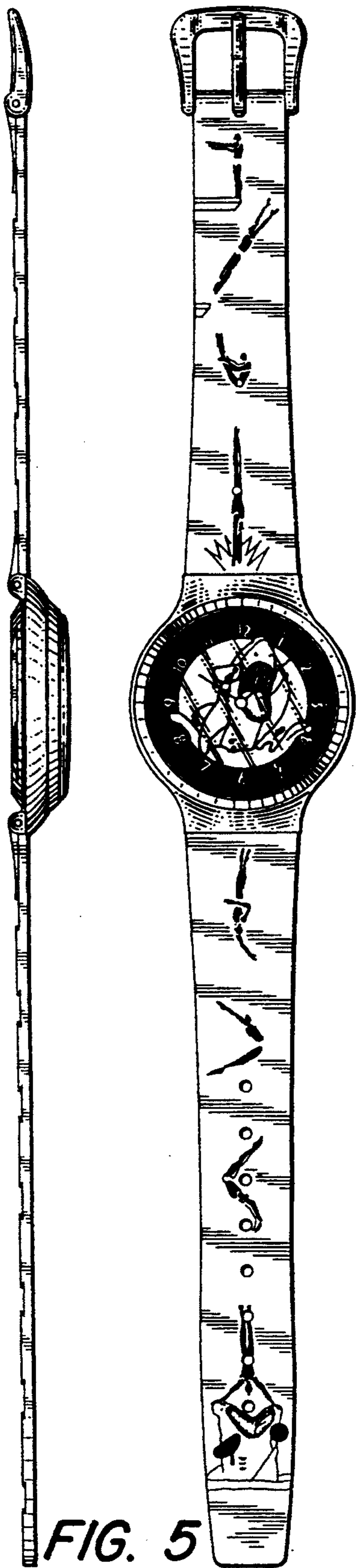


FIG. 1




FIG. 2

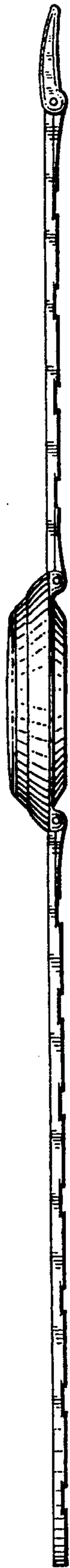


FIG. 6



FIG. 3



FIG. 4