



US00D350893S

United States Patent [19]

Sinanis et al.

[11] Patent Number: **Des. 350,893**

[45] Date of Patent: **** Sep. 27, 1994**

[54] **FOLDING DISPENSING PACKAGE FOR TELEPHONE SHIELDS**

[75] Inventors: **John M. Sinanis**, 28880 Willow Creek, Farmington Hills, Mich. 48331; **Donald E. Bogard**, Dearborn Heights, Mich.

[73] Assignee: **John M. Sinanis**, Farmington Hills, Mich.

[**] Term: **14 Years**

[21] Appl. No.: **8,832**

[22] Filed: **May 27, 1993**

[52] U.S. Cl. **D9/304; D14/250**

[58] Field of Search **D9/300, 304; 379/447, 379/452, 457; D14/250**

[56] **References Cited**

U.S. PATENT DOCUMENTS

- D. 136,101 8/1943 Salfisberg D9/304
- D. 245,454 8/1977 Feingold et al. D9/305 X
- D. 277,522 2/1985 Pritzker D9/305 X
- D. 286,378 10/1986 Banfield D9/346
- D. 338,616 8/1993 MacDonald et al. D9/300 X

- D. 342,672 12/1993 Burton et al. D9/415
- 4,546,217 10/1985 Frehn D14/250 X

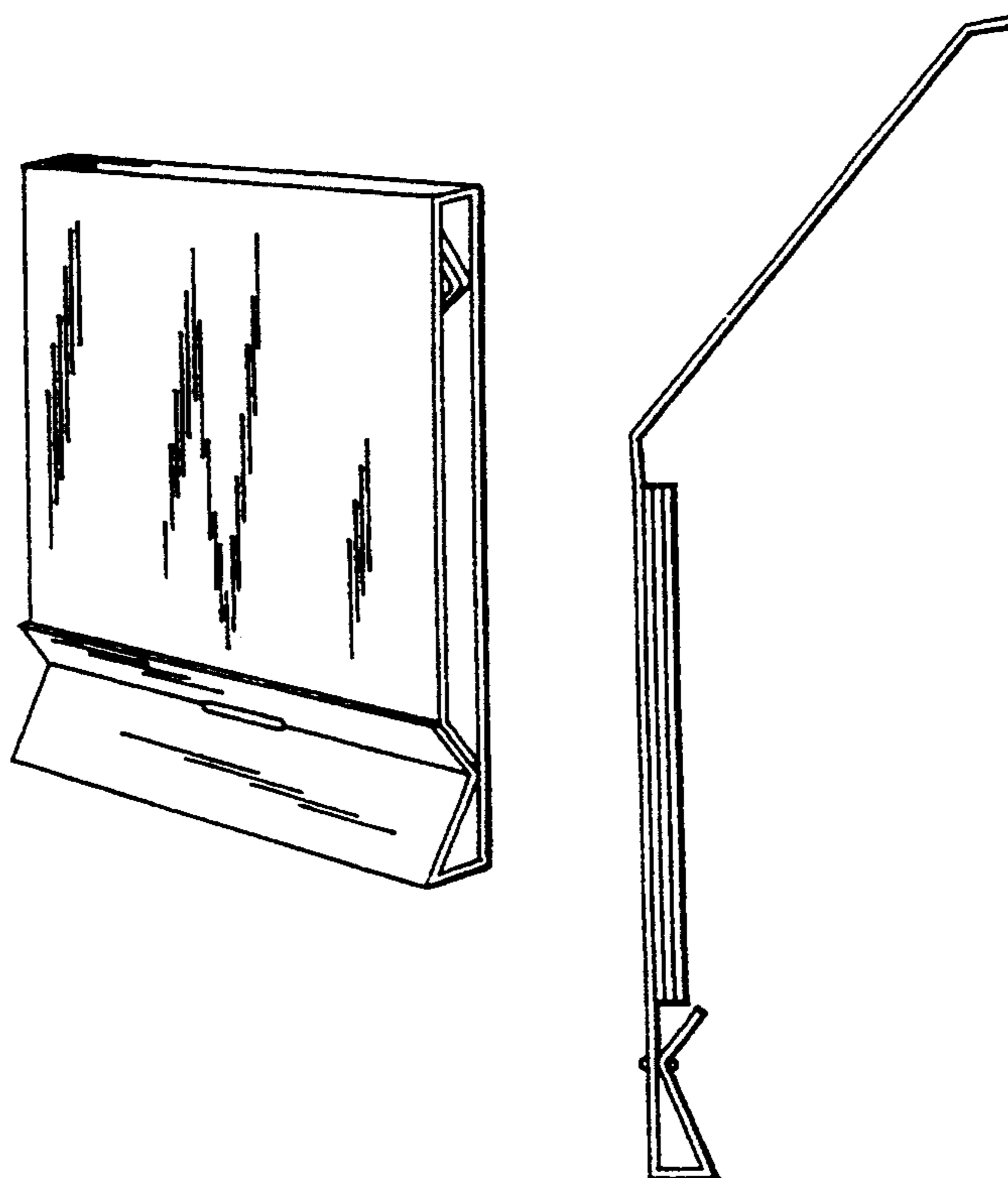
Primary Examiner—Bernard Ansher
Assistant Examiner—M. Siegel
Attorney, Agent, or Firm—Alex Rhodes

[57] **CLAIM**

The ornamental design for folding dispensing package for telephone shields, as shown and described.

DESCRIPTION

FIG. 1 is a front and right side perspective view of a folding dispensing package for telephone shields showing our new design;
 FIG. 2 is a rear and right side perspective view thereof;
 FIG. 3 is a top plan view thereof;
 FIG. 4 is a front view thereof;
 FIG. 5 is a right side view thereof;
 FIG. 6 is a rear view thereof;
 FIG. 7 is a left side view thereof;
 FIG. 8 is a bottom view thereof;
 FIG. 9 is a front view thereof, shown in an open position for clarity of illustration;
 FIG. 10 is a left side view of FIG. 9; and,
 FIG. 11 is a rear view of FIG. 9.



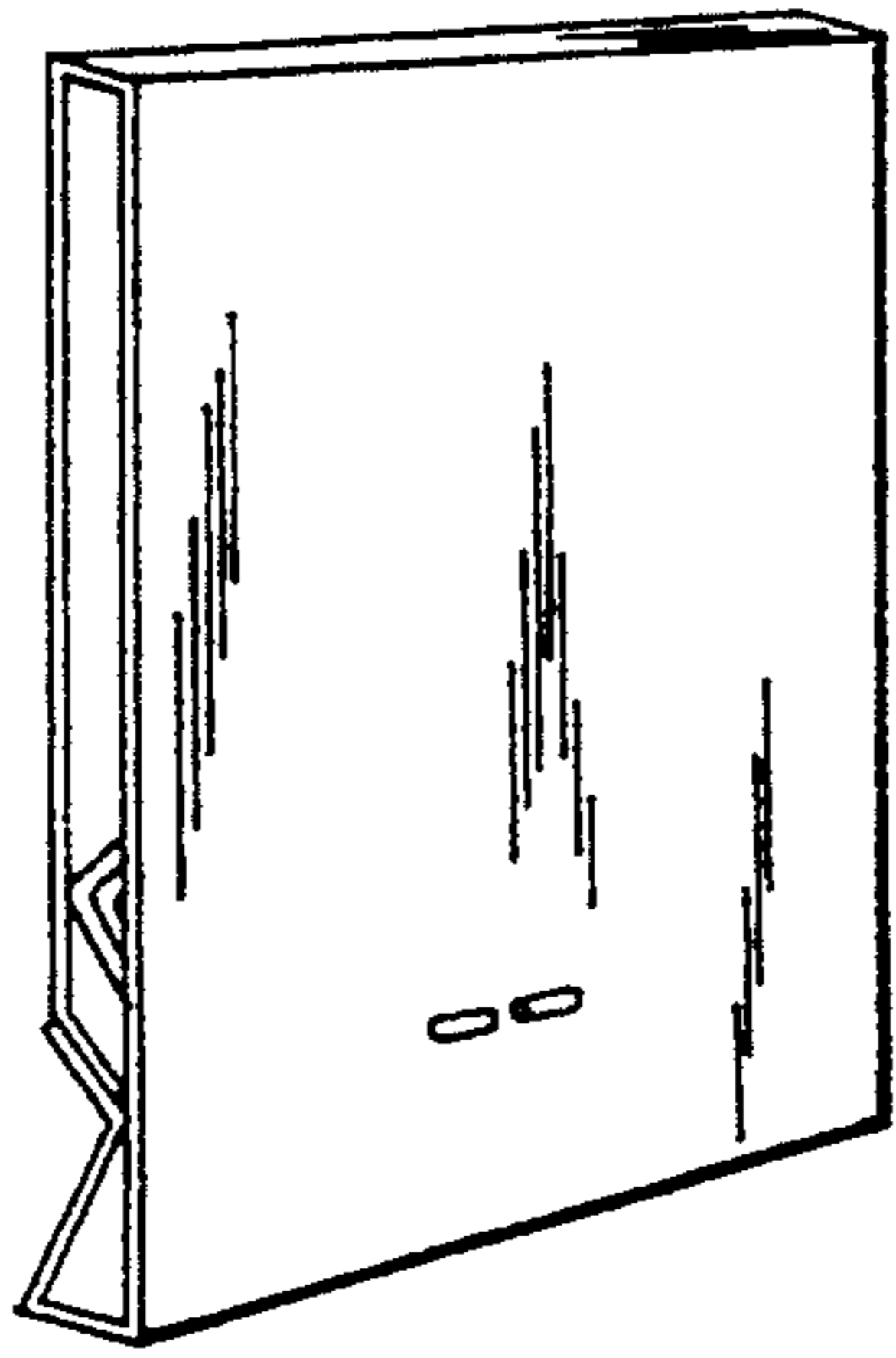


FIG. 2

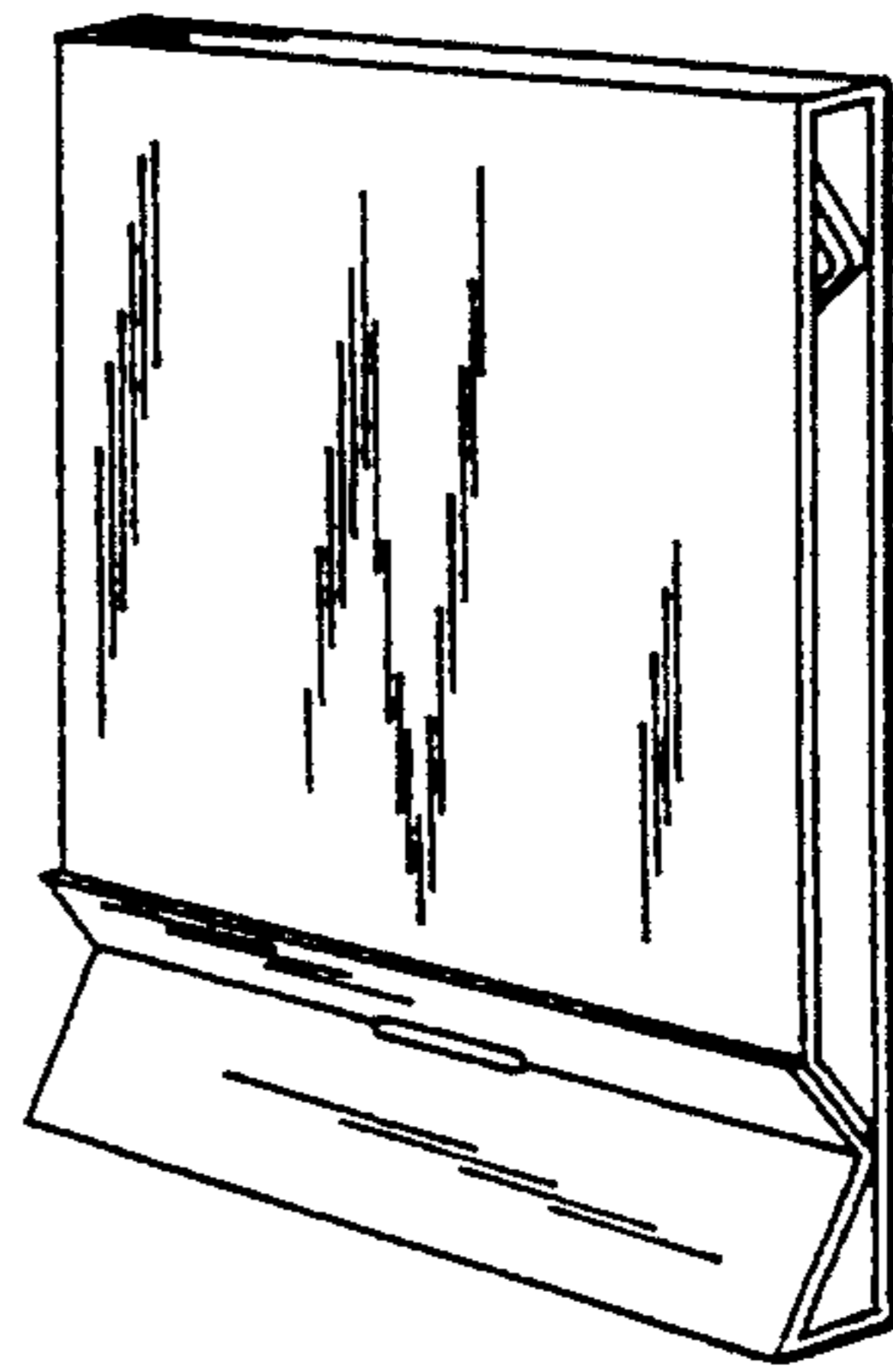


FIG. 1



FIG. 3



FIG. 7




FIG. 6



FIG. 5




FIG. 4



FIG. 8




FIG. 11

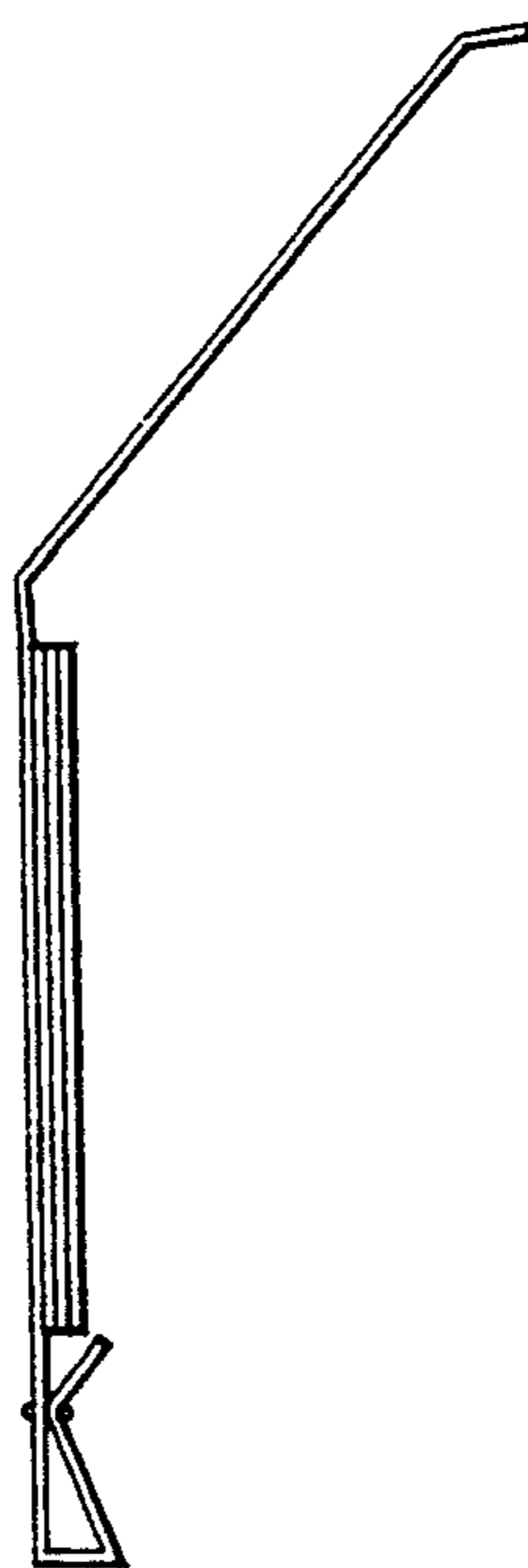


FIG. 10

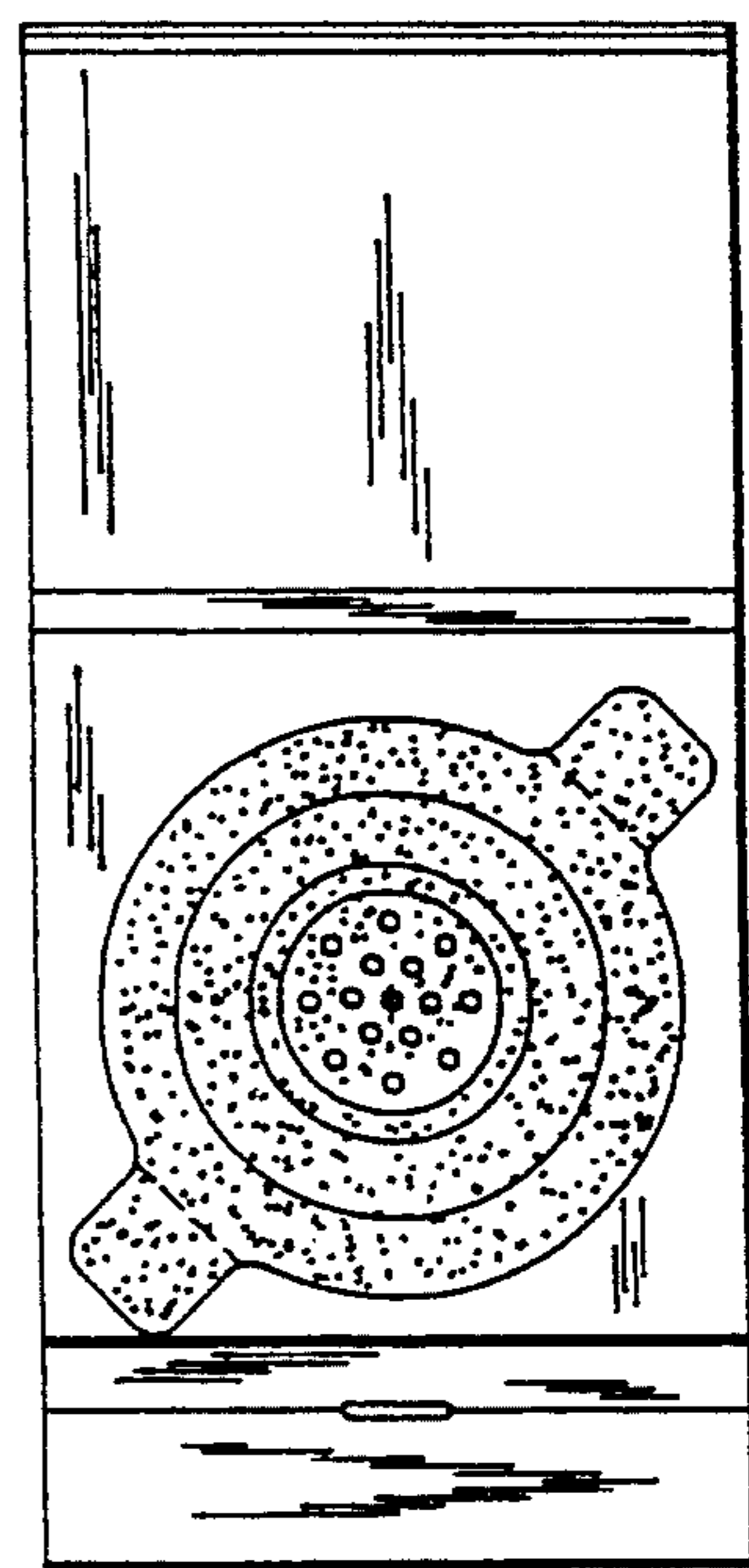


FIG. 9