



US00D350890S

**United States Patent** [19]  
**Boeri**

[11] **Patent Number: Des. 350,890**  
[45] **Date of Patent: \*\* Sep. 27, 1994**

[54] **DOOR HANDLE UNIT**

[75] **Inventor: Maria C. M. Boeri, Milan, Italy**  
[73] **Assignee: Fusital S.p.A., Asso, Italy**  
[\*\*] **Term: 14 Years**  
[21] **Appl. No.: 576**

[22] **Filed: Oct. 16, 1992**  
[52] **U.S. Cl. .... D8/302; D8/320; D8/353**  
[58] **Field of Search ..... D8/300, 301, 302, 315-320, D8/350, 353; 16/110 R; 292/336.3, 347, 357; 70/450, 452**

[56] **References Cited**  
**U.S. PATENT DOCUMENTS**

D. 300,113 3/1989 Halsted et al. .... D8/302  
D. 300,115 3/1989 Halsted et al. .... D8/302

**OTHER PUBLICATIONS**

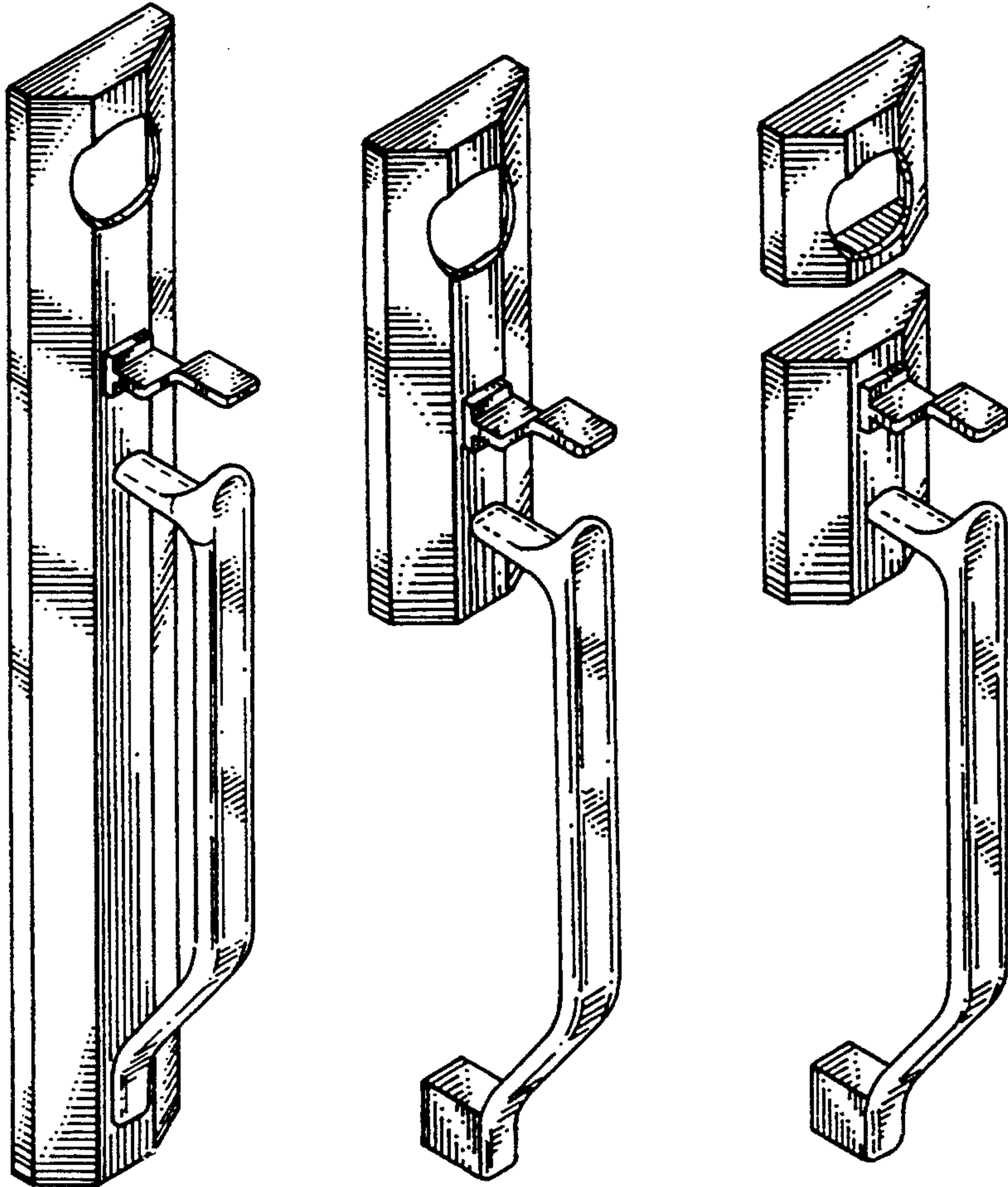
Baldwin Hardware Corp. Cat.; p. h-14, Tremont handle set.  
*Primary Examiner*—B. J. Bullock  
*Attorney, Agent, or Firm*—Lewis Anten

[57] **CLAIM**

The ornamental design for a door handle unit, as shown and described.

**DESCRIPTION**

FIG. 1 is a left perspective view of the door handle unit showing my new design;  
FIG. 2 is a front view thereof;  
FIG. 3 is a rear view thereof;  
FIG. 4 is a left side view thereof, the right side being a mirror image;  
FIG. 5 is a bottom view thereof;  
FIG. 6 is a top view thereof;  
FIG. 7 is a left perspective view of a second embodiment of the design of FIG. 1, the only differences being the placement and the size of the back plates; and,  
FIG. 8 is a left perspective view of a third embodiment of the design of FIG. 1, the only differences being the placement and size of the back plates.



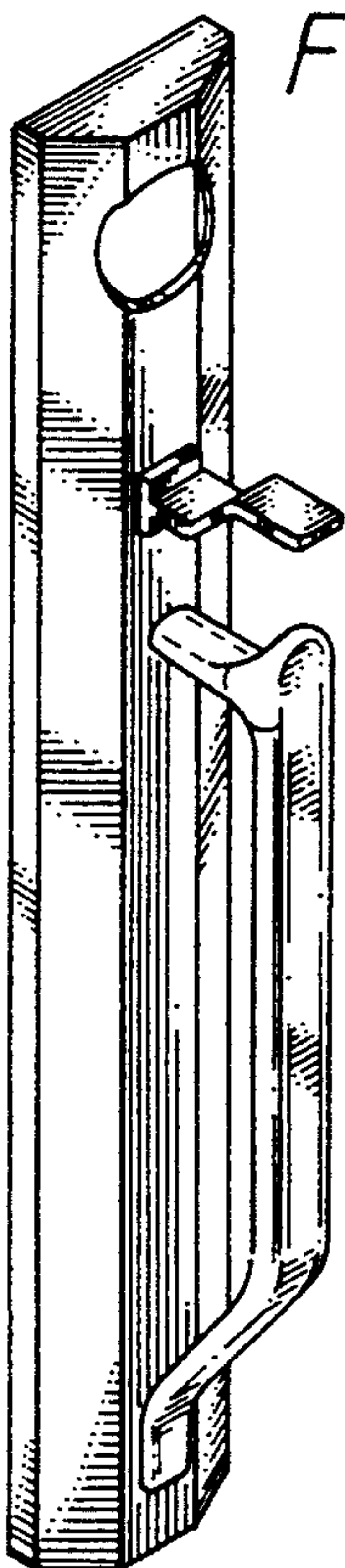


FIG. 1

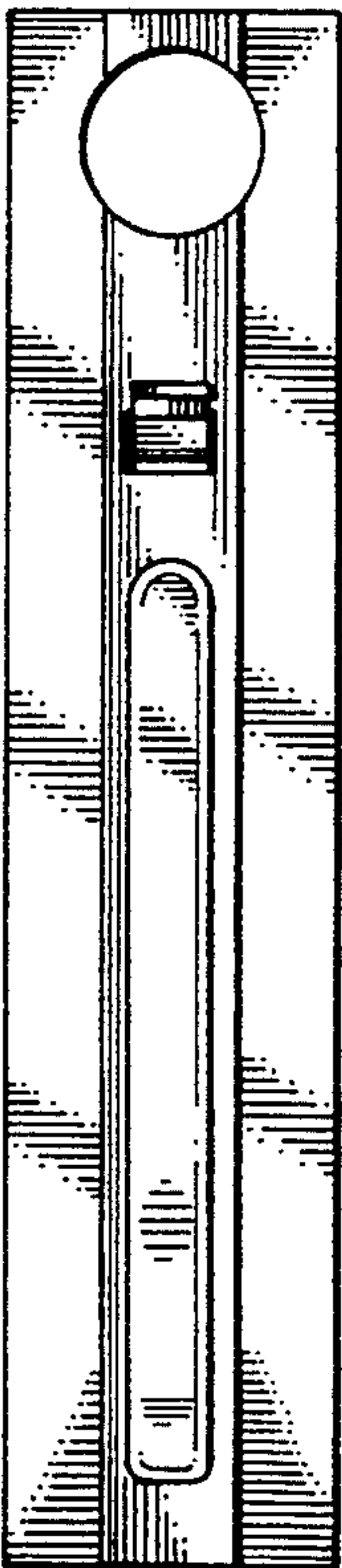


FIG. 2

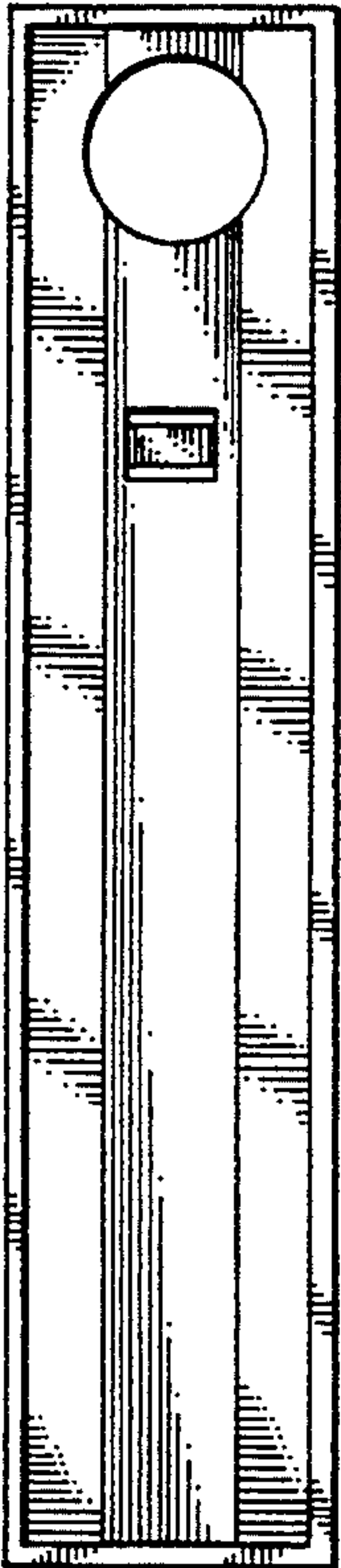


FIG. 3

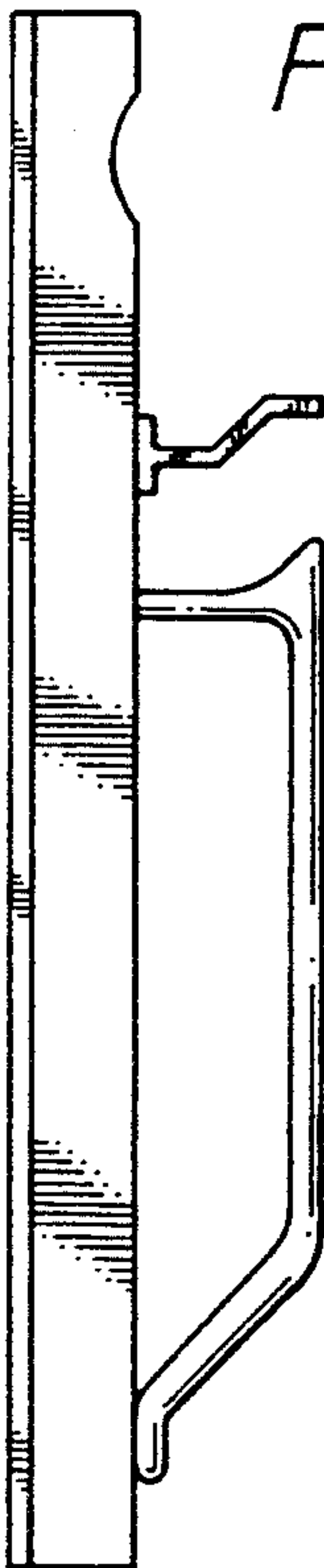


FIG. 4




FIG. 5




FIG. 6

FIG. 7


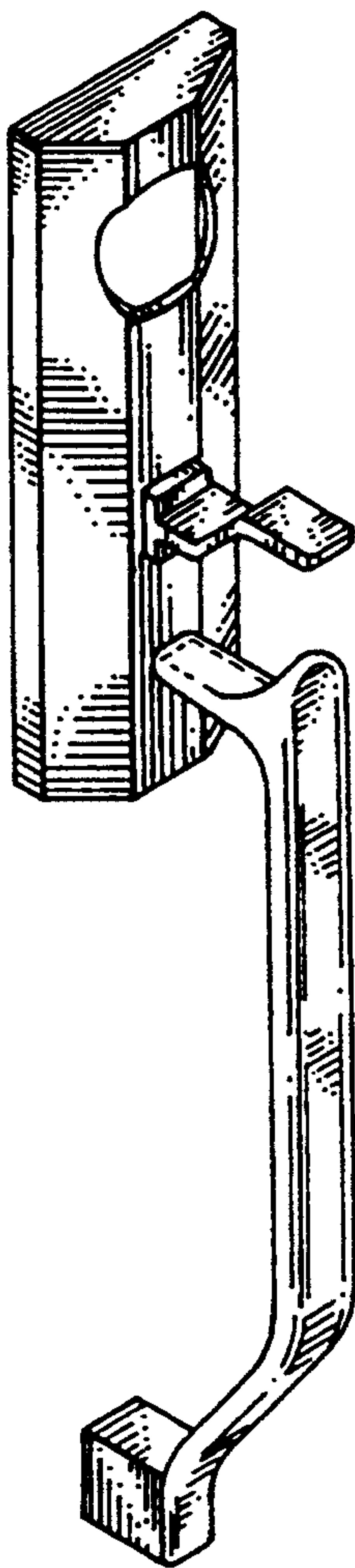


FIG. 8