



US00D350857S

# United States Patent [19]

Warren

[11] Patent Number: **Des. 350,857**

[45] Date of Patent: **\*\* Sep. 27, 1994**

- [54] SEAT
- [75] Inventor: **Nancy Warren**, Greensboro, N.C.
- [73] Assignee: **H. Thomas Keller**, High Point, N.C.
- [\*\*] Term: **14 Years**
- [21] Appl. No.: **9,243**
- [22] Filed: **Jun. 7, 1993**
- [52] U.S. Cl. .... **D6/381; D6/336**
- [58] Field of Search ..... **D6/334, 335, 336, 368,**  
**D6/370, 374, 375, 379, 381, 500, 501, 502;**  
**297/232**

[56] **References Cited**  
**U.S. PATENT DOCUMENTS**

D. 166,463	4/1952	Goulart .....	D6/336
D. 213,775	4/1969	Gera .....	D6/381
D. 227,954	7/1973	Gill .....	D6/334 X
D. 261,958	11/1981	Dowse .....	D6/375
D. 263,008	2/1982	Dowse .....	D6/375
D. 270,314	8/1983	Helland .....	D6/381
D. 338,349	8/1993	Warnock .....	D6/381


*Primary Examiner*—Alan P. Douglas  
*Assistant Examiner*—Gary D. Watson  
*Attorney, Agent, or Firm*—Rhodes, Coats & Bennett

[57] **CLAIM**

The ornamental design for a seat, as shown and described.

**DESCRIPTION**

FIG. 1 is a right front perspective view of a seat showing my new design;  
 FIG. 2 is a front elevational view;  
 FIG. 3 is a top plan view;  
 FIG. 4 is a right side elevational view;  
 FIG. 5 is a left side elevational view;  
 FIG. 6 is a rear elevational view; and,  
 FIG. 7 is a right front perspective view showing the seat in an alternate position.  
 The end pillow has been removed from FIGS. 4 and 7 for ease of illustration.  
 FIG. 1 shows the right side table in a raised position and FIG. 4 shows both side tables raised.




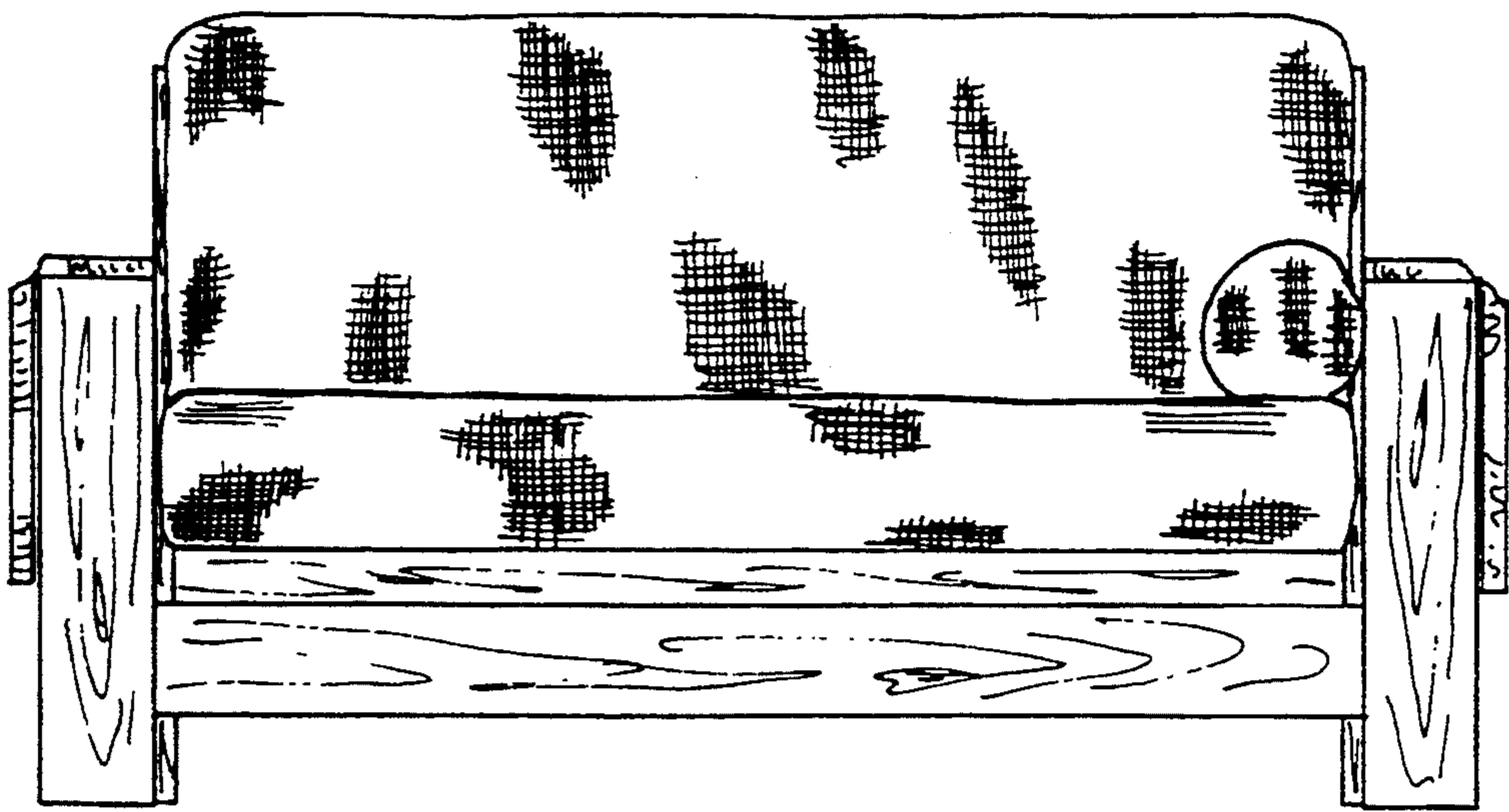


FIG. 1

FIG. 2






FIG. 3

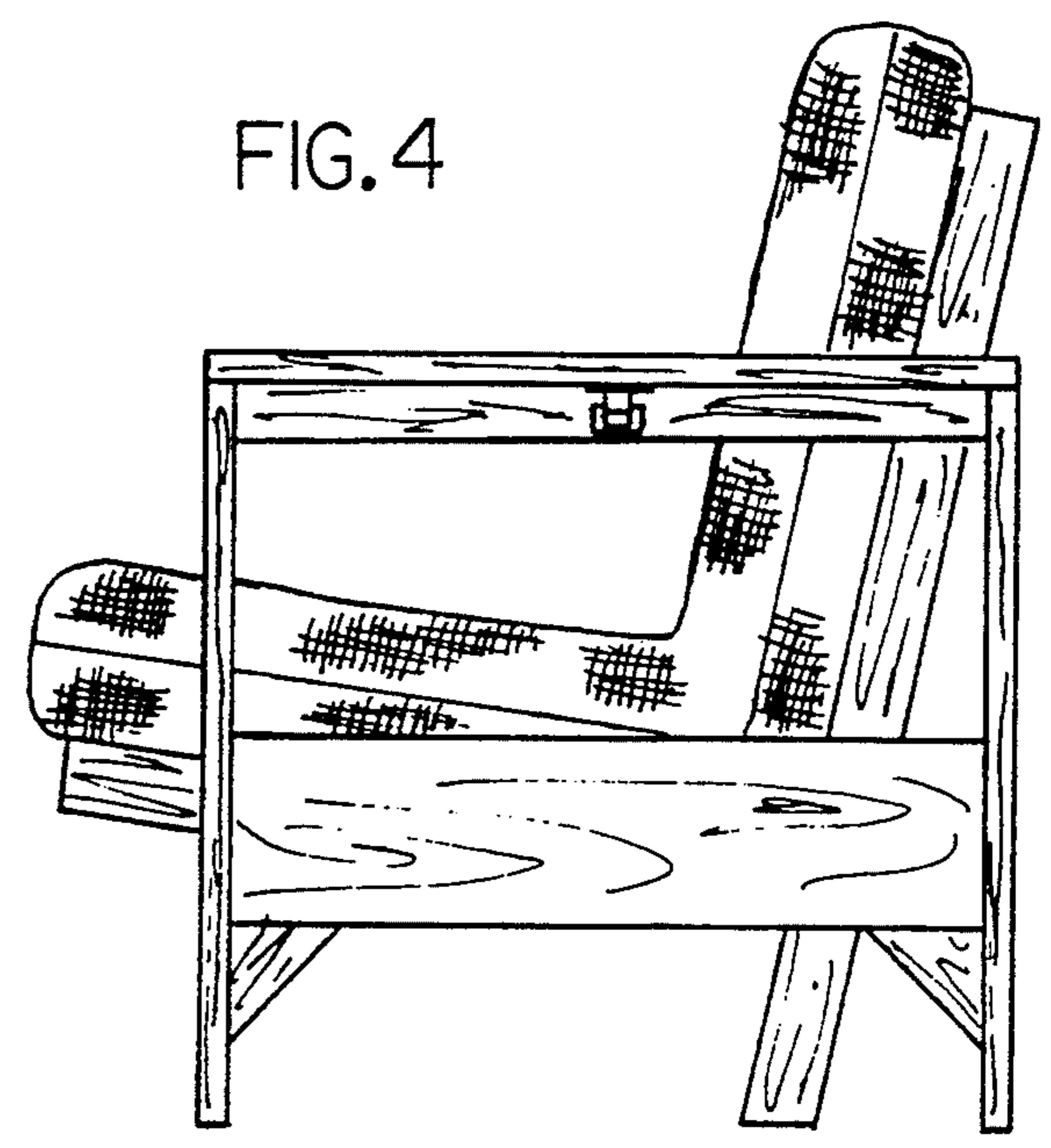


FIG. 4




FIG. 5



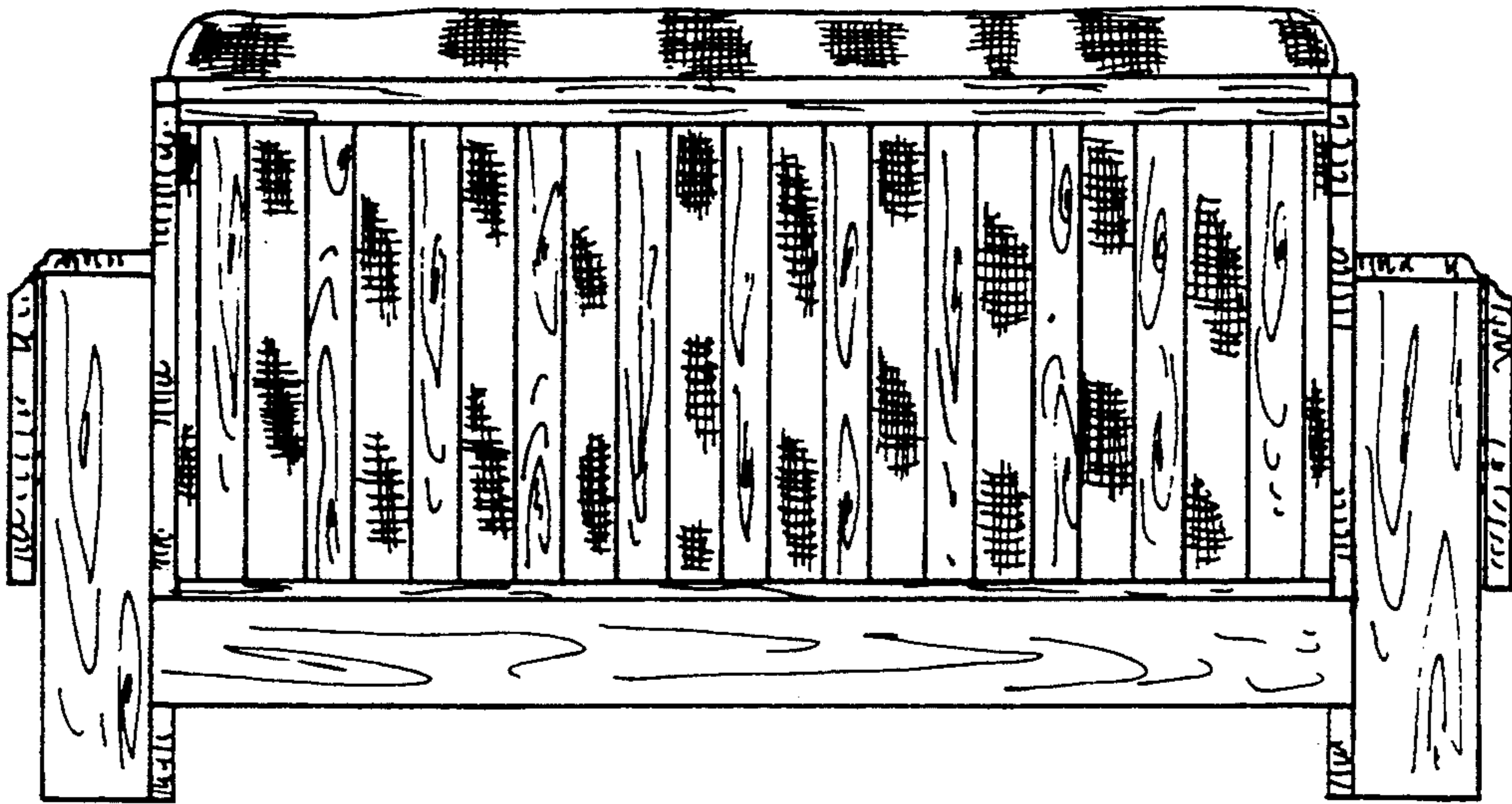


FIG. 6

FIG. 7

