



US00D350844S

# United States Patent [19]

[11] Patent Number: **Des. 350,844**

**Calcagno**

[45] Date of Patent: **\*\* Sep. 27, 1994**

[54] TIE

[75] Inventor: **John Calcagno**, New York, N.Y.

[73] Assignee: **Chanel Inc.**, New York, N.Y.

[\*\*] Term: **14 Years**

[21] Appl. No.: **849,682**

[22] Filed: **Mar. 11, 1992**

[52] U.S. Cl. .... **D2/605**

[58] Field of Search ..... **D2/605, 600, 602, 606, D2/608; 2/144, 145, 146, 147, 148, 149, 150, 153; D11/93, 13**

[56] **References Cited**

**U.S. PATENT DOCUMENTS**

D. 63,267	11/1923	Patz	.....	2/144 X
17,001	11/1886	Tappan	.....	D2/605
402,868	5/1889	Strauss	.....	2/145 X
958,872	5/1910	Holzhey et al.	.....	D2/605 X
1,299,498	4/1919	Meyer	.....	2/146
2,184,737	12/1939	Faller	.....	2/146
2,774,076	12/1956	Brostoff	.....	2/146
2,822,663	2/1958	Luits	.....	D11/93 X
4,679,392	7/1987	Nakagawa	.....	D11/13 X

**FOREIGN PATENT DOCUMENTS**

1065090 12/1953 France ..... 2/146

**OTHER PUBLICATIONS**

Haband's Specials for Banker's Grey Feb. 24, 1960.

*Primary Examiner*—Bernard Ansher

*Assistant Examiner*—Paula Mortimer

*Attorney, Agent, or Firm*—Jeffrey G. Sheldon

[57] **CLAIM**

The ornamental design for a tie, as shown and described.

**DESCRIPTION**

FIG. 1 is a front perspective view of a tie showing my new design, the broken away portion is for convenience of illustration;

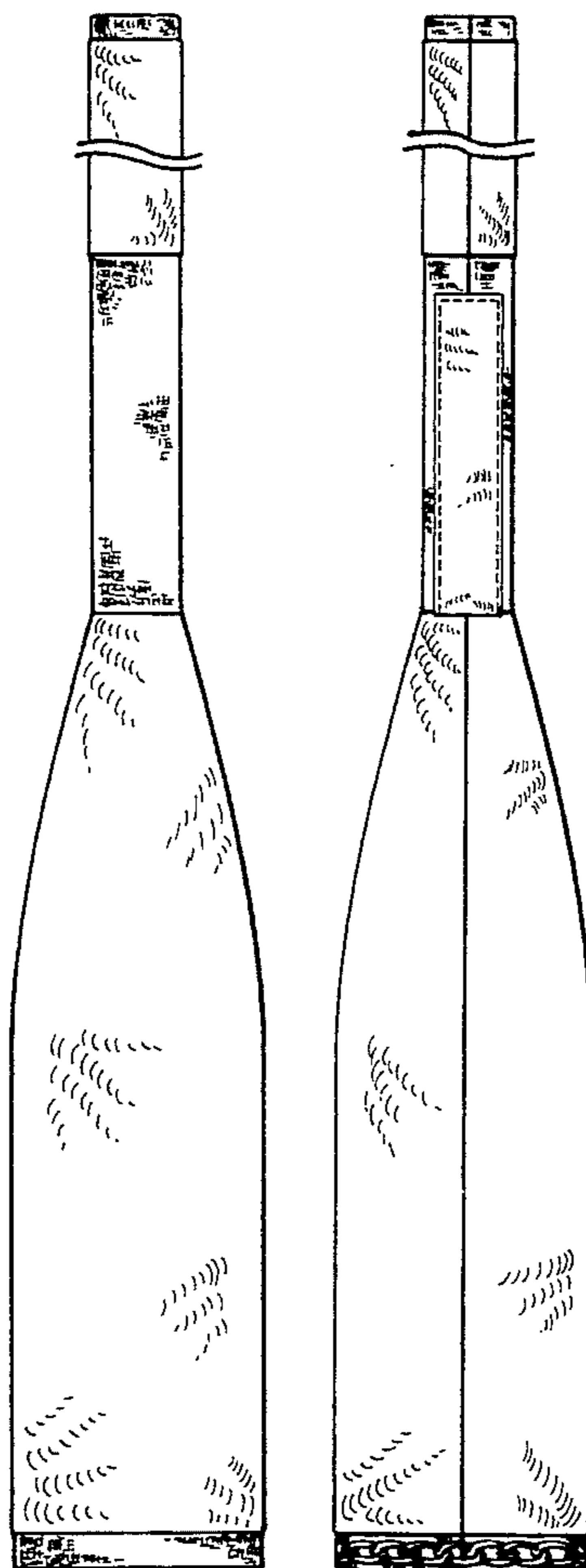
FIG. 2 is a front elevational view thereof;

FIG. 3 is a side elevational view thereof the opposite side is a mirror image;

FIG. 4 is a rear elevational view thereof; and,

FIG. 5 is a bottom plan view thereof.

The broken line showing of the human form is for illustrative purposes only and forms no part of the claimed design.






FIG. 1

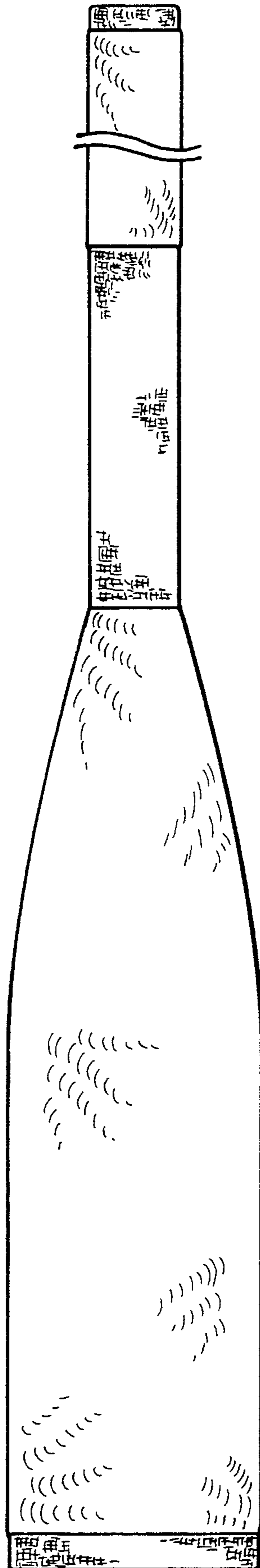


FIG. 2

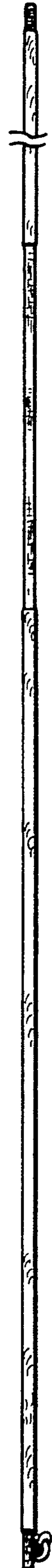


FIG. 3

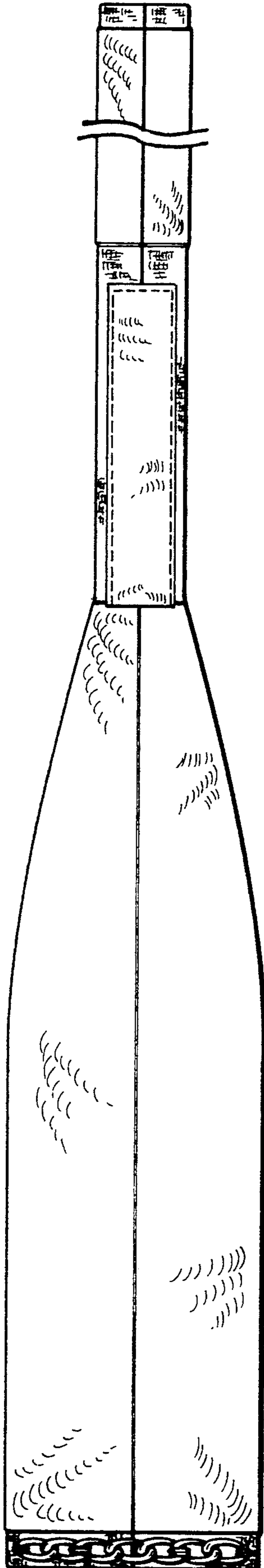


FIG. 4



FIG. 5