



US00D350822S

United States Patent [19]

[11] Patent Number: **Des. 350,822**

Lanigan

[45] Date of Patent: **** Sep. 20, 1994**

[54] **DISPOSABLE PARENTERAL-FLUID CASSETTE**

[75] Inventor: **Richard J. Lanigan**, Concord, N.H.

[73] Assignee: **Deka Products Limited Partnership**, Manchester, N.H.

[**] Term: **14 Years**

[21] Appl. No.: **5,148**

[22] Filed: **Feb. 24, 1993**

[52] U.S. Cl. **D24/111**

[58] Field of Search 128/DIG. 12, DIG. 13; 604/151, 153, 141, 249, 67, 123; 417/479, 478, 412, 512; D24/108, 111, 232, 231; D15/7

[56] **References Cited**

U.S. PATENT DOCUMENTS

D. 275,989	10/1984	Robinson	D24/111
D. 290,656	6/1987	Kaleskas	D24/111
D. 331,799	12/1992	Kramer et al.	D24/111
\$,974,592	12/1990	Branco	204/403 X
5,131,816	7/1992	Brown et al.	128/DIG. 12 X
5,252,044	10/1993	Raines et al.	417/479

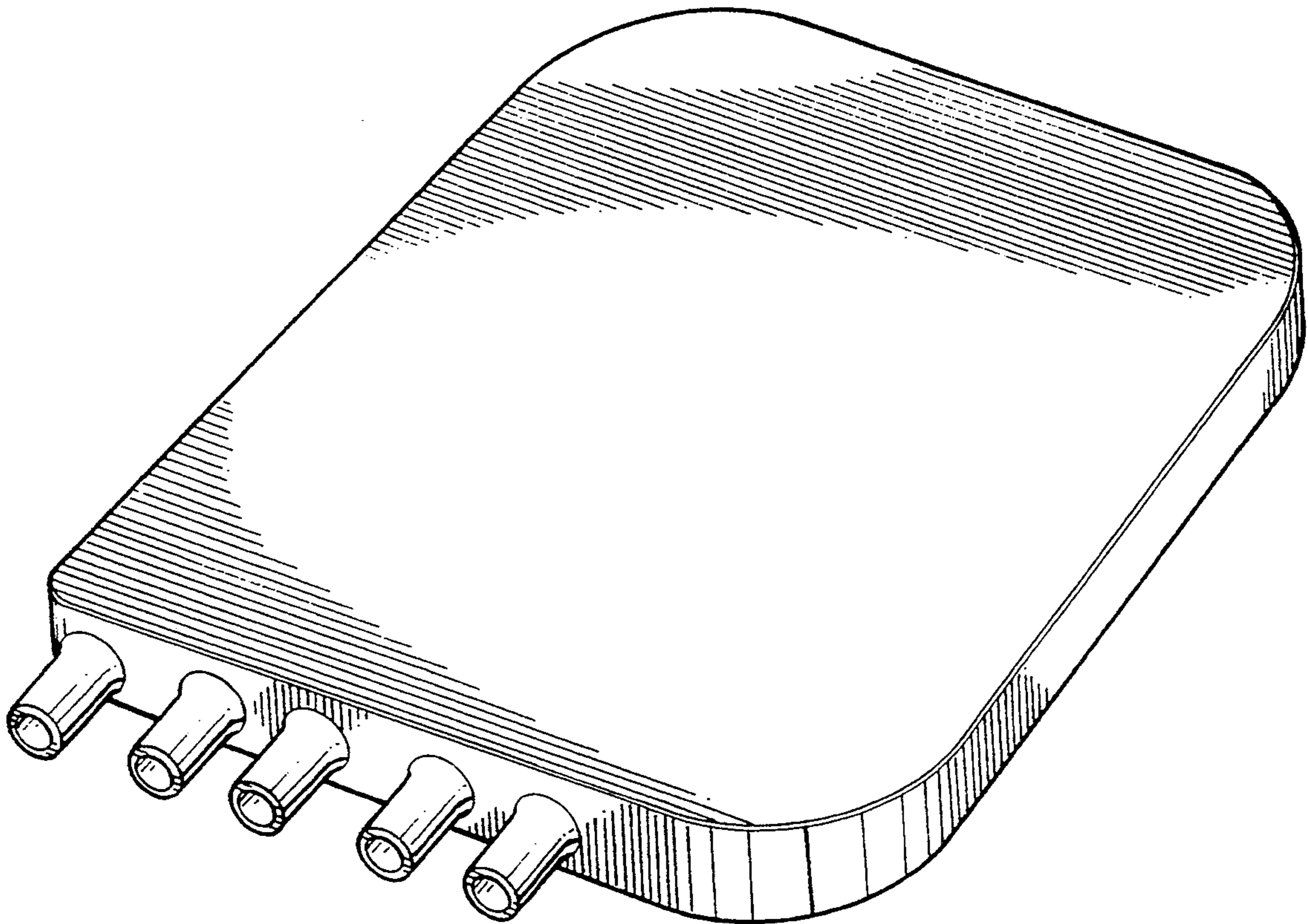
Primary Examiner—A. Hugo Word
Assistant Examiner—I. Simmons
Attorney, Agent, or Firm—Bromberg & Sunstein

[57] **CLAIM**

I claim the ornamental design for a disposable parenteral-fluid cassette, as shown.

DESCRIPTION

FIG. 1 is a perspective view of a disposable parenteral-fluid cassette showing my new design;
FIG. 2 is front elevational view of a disposable parenteral-fluid cassette shown in FIG. 1;
FIG. 3 is a rear elevational view of a disposable parenteral-fluid cassette shown in FIG. 1;
FIG. 4 is a left elevational view of a disposable parenteral-fluid cassette shown in FIG. 1;
FIG. 5 is a right elevational view of a disposable parenteral-fluid cassette shown in FIG. 1;
FIG. 6 is a bottom plan view of a disposable parenteral-fluid cassette shown in FIG. 1; and,
FIG. 7 is a top plan view of a disposable parenteral-fluid cassette shown in FIG. 1.



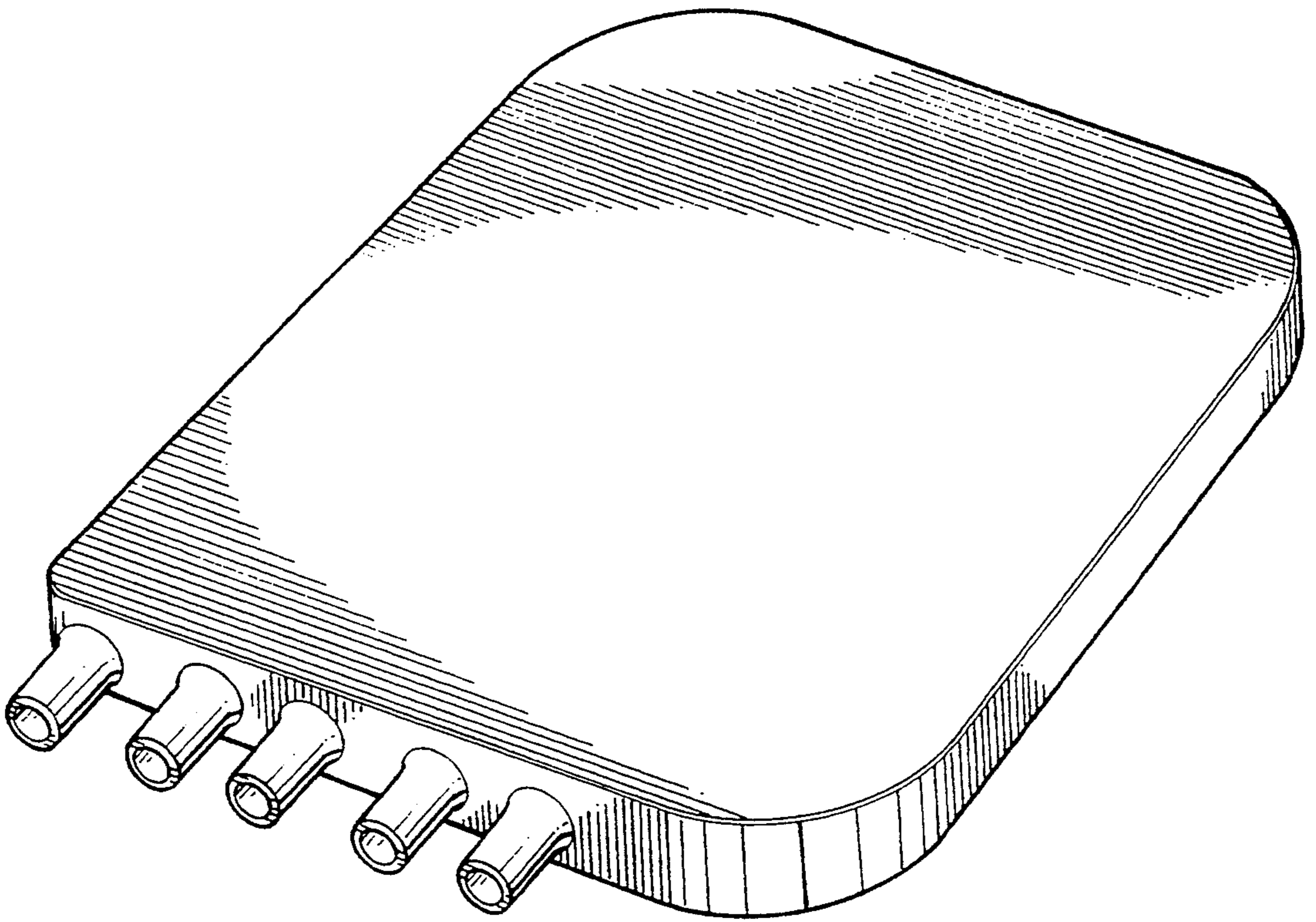


FIG. 1

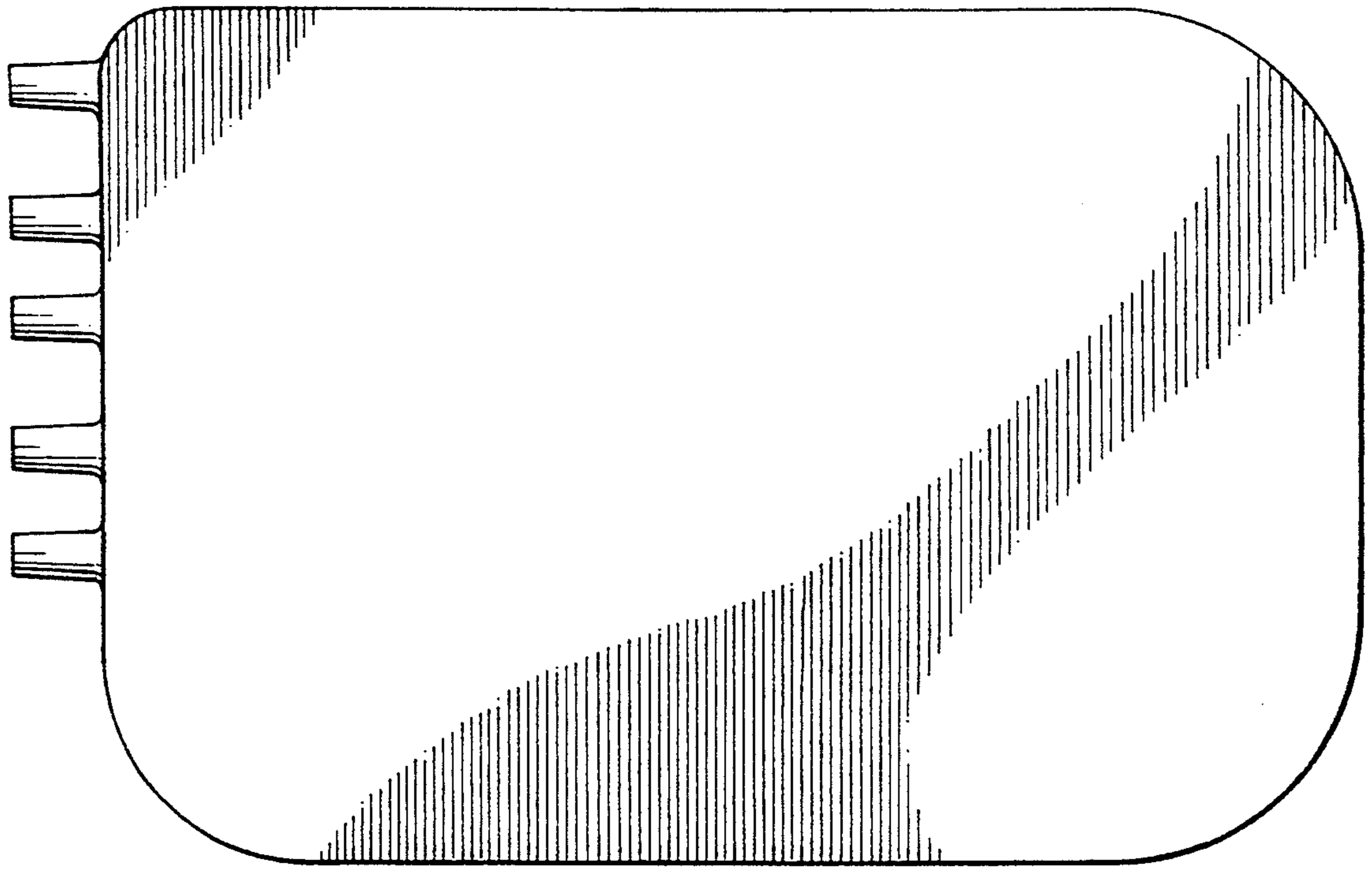


FIG. 2

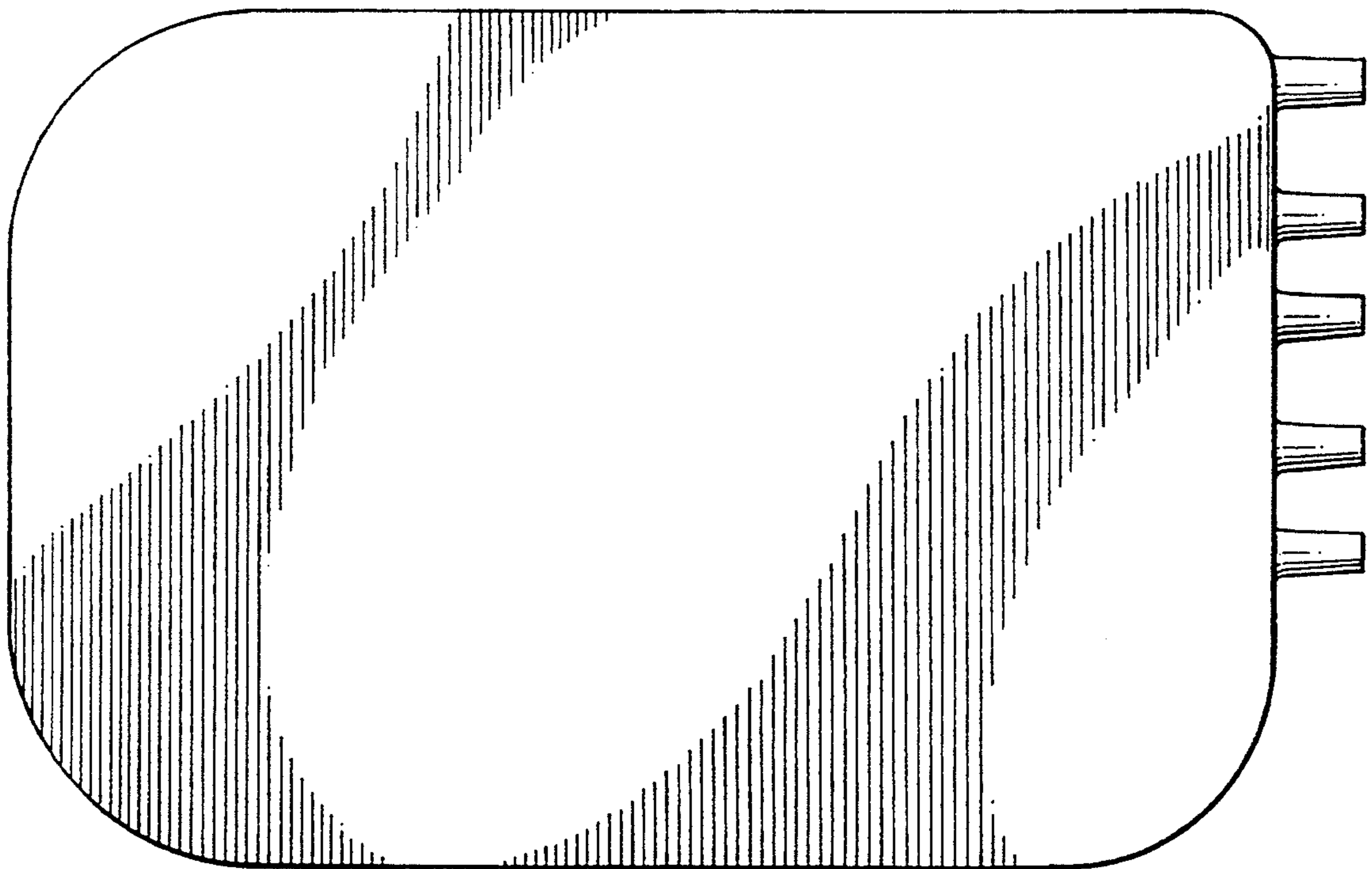


FIG. 3



FIG. 4




FIG. 5




FIG. 6

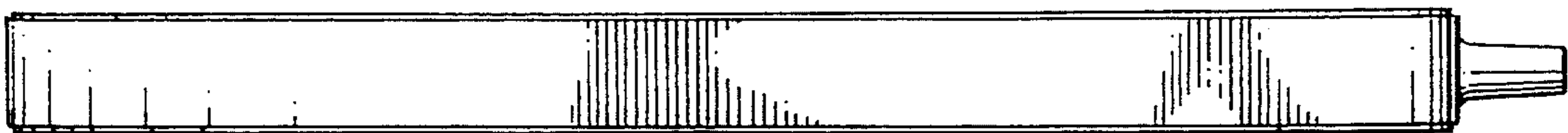


FIG. 7