



US00D350771S

# United States Patent [19]

[11] Patent Number: **Des. 350,771**

**Kettmeir**

[45] Date of Patent: **\*\* Sep. 20, 1994**

[54] **FOUNTAIN PEN**

D. 323,189 1/1992 Tu ..... D19/48  
D. 329,460 9/1992 Rousseau ..... D19/56 X

[75] Inventor: **Renata Kettmeir**, Bolzano, Italy

*Primary Examiner*—Martie Thompson  
*Attorney, Agent, or Firm*—Laff, Whitesel, Conte & Saret

[73] Assignee: **Ettore Bugatti, S.r.l.**, Bolzano, Italy

[\*\*] Term: **14 Years**

### [57] CLAIM

[21] Appl. No.: **918,355**

The ornamental design for a fountain pen, as shown and described.

[22] Filed: **Jul. 23, 1992**

### DESCRIPTION

### [30] Foreign Application Priority Data

FIG. 1 is a top plan view of a fountain pen showing my new design;

Apr. 22, 1992 [IT] Italy ..... MO92 000007

FIG. 2 is a front elevational view;

[52] U.S. Cl. .... **D19/51; D19/43; D19/48; D19/56**

FIG. 3 is a bottom plan view;

[58] Field of Search ..... 401/221, 222, 243-247; D19/35, 36, 41-51, 54-58, 81-85

FIG. 4 is a left side elevational view;

FIG. 5 is a rear elevational view;

FIG. 6 is a right side elevational view;

### [56] References Cited

#### U.S. PATENT DOCUMENTS

- D. 130,999 1/1942 Martin et al. .... D19/51
- D. 140,026 1/1945 Schladermundt et al. .... D19/51
- D. 151,658 11/1948 Sams ..... D19/48
- D. 151,771 11/1948 Kaupmann ..... D19/51 X

FIG. 7 is a bottom plan view with the cap member removed for convenience of illustration;

FIG. 8 is a front elevational view of FIG. 7;

FIG. 9 is a bottom plan view of FIG. 7;

FIG. 10 is a left side elevational view of FIG. 7;

FIG. 11 is a rear elevational view of FIG. 7; and,

FIG. 12 is a right side elevational view of FIG. 7.





FIG. 1

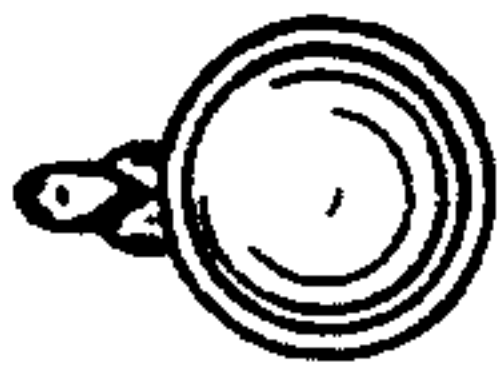


FIG. 3

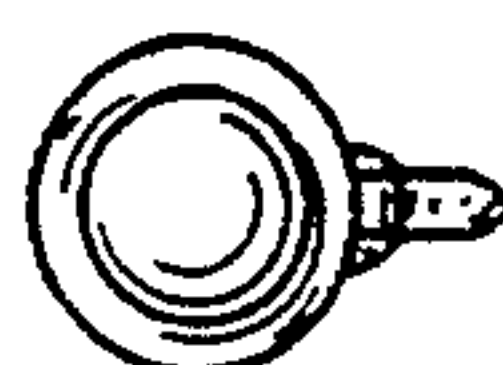


FIG. 2




FIG. 4




FIG. 5




FIG. 6




FIG. 7



FIG. 9



FIG. 8




FIG. 10




FIG. 11




FIG. 12

