



US00D350770S

United States Patent [19]

[11] Patent Number: **Des. 350,770**

Carney et al.

[45] Date of Patent: **** Sep. 20, 1994**

- [54] **COMBINED BUSINESS CARD HOLDER AND ENVELOPE OPENER**
- [75] Inventors: **Albert P. Carney, Ellisville; David P. Lage, Manchester, both of Mo.**
- [73] Assignee: **Quick Point, Inc., Fenton, Mo.**
- [**] Term: **14 Years**
- [21] Appl. No.: **948,901**
- [22] Filed: **Sep. 17, 1992**

- D. 329,798 9/1992 Kramer et al. D8/102
- D. 333,773 3/1993 Schapiro, Jr. D8/102
- D. 334,702 4/1993 Godsey D8/104
- D. 341,307 11/1993 Lage et al. D8/103
- D. 342,008 12/1993 Lage et al. D8/103
- 3,009,248 11/1961 Tilly 30/DIG. 3
- 3,028,670 4/1962 Tilly 30/DIG. 3

FOREIGN PATENT DOCUMENTS

- 407789 11/1944 Italy 30/294

Primary Examiner—Nelson C. Holtje
Assistant Examiner—Martie Thompson
Attorney, Agent, or Firm—Polster, Lieder, Woodruff & Lucchesi

Related U.S. Application Data

- [63] Continuation of Ser. No. 887,086, May 22, 1992, Pat. No. 5,285,577.
- [52] U.S. Cl. **D19/36; D8/104; D19/65; D19/72; D19/90**
- [58] Field of Search D8/98, 99, 102, 103, D8/104, 105; 30/1, 2, 286, 289, 294, DIG. 3; 40/642, 649, 653; D19/72, 65, 36, 86, 90, 99, 100

[57] CLAIM

The ornamental design for a combined business card holder and envelope opener, as shown.

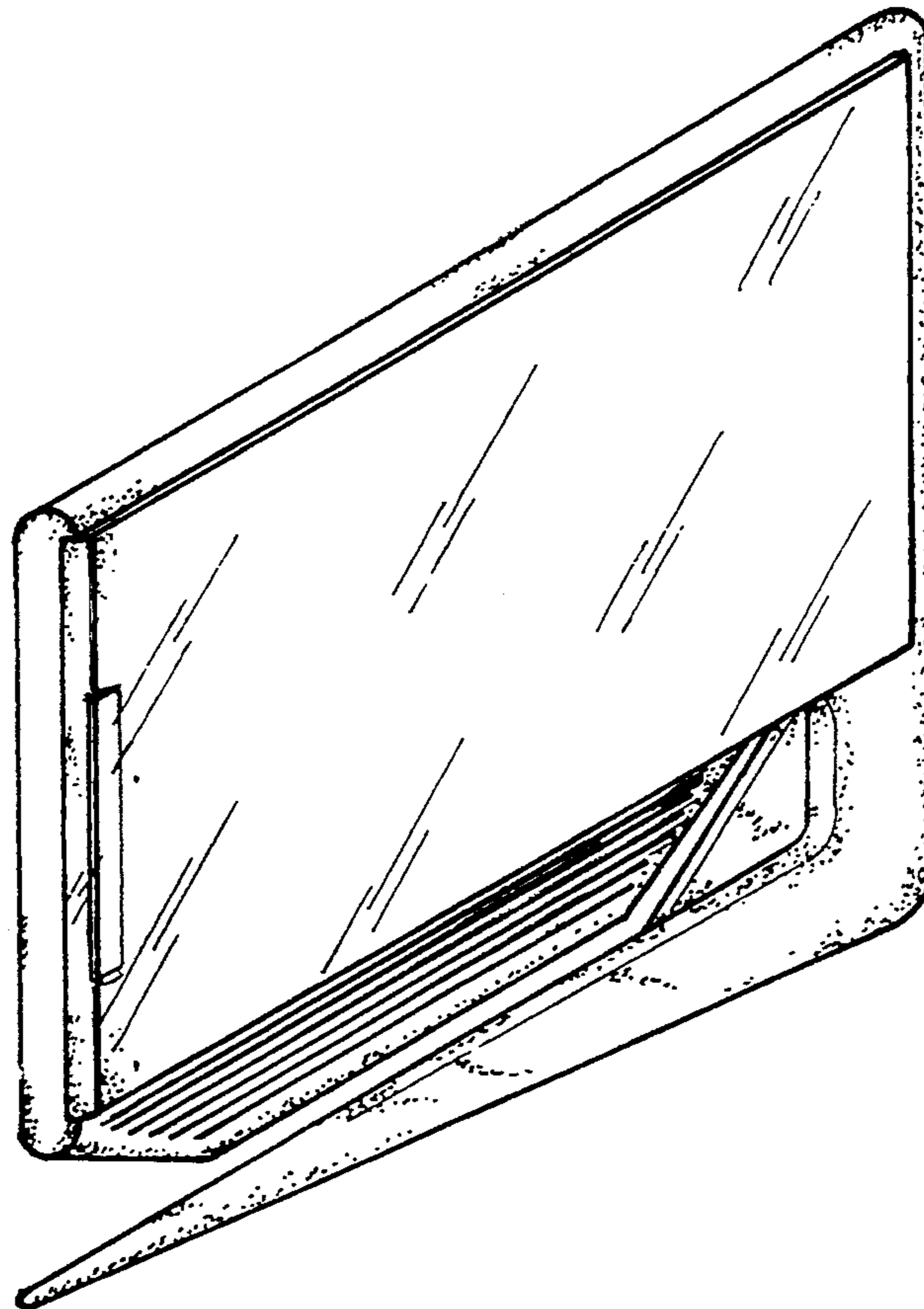
DESCRIPTION

FIG. 1 is a front perspective view of an combined business card holder and envelope opener showing our new design;
 FIG. 2 is a front elevational view thereof;
 FIG. 3 is a bottom plan view;
 FIG. 4 is a top plan view;
 FIG. 5 is a left side elevational view;
 FIG. 6 is a rear elevational view; and,
 FIG. 7 is a right side elevational view taken from FIG. 6.

References Cited

U.S. PATENT DOCUMENTS

- D. 261,612 11/1991 Henkels D8/104
- D. 306,394 3/1990 Koenig D8/102
- D. 329,183 9/1992 Lage et al. D8/102
- D. 329,184 9/1992 Lage et al. D8/103



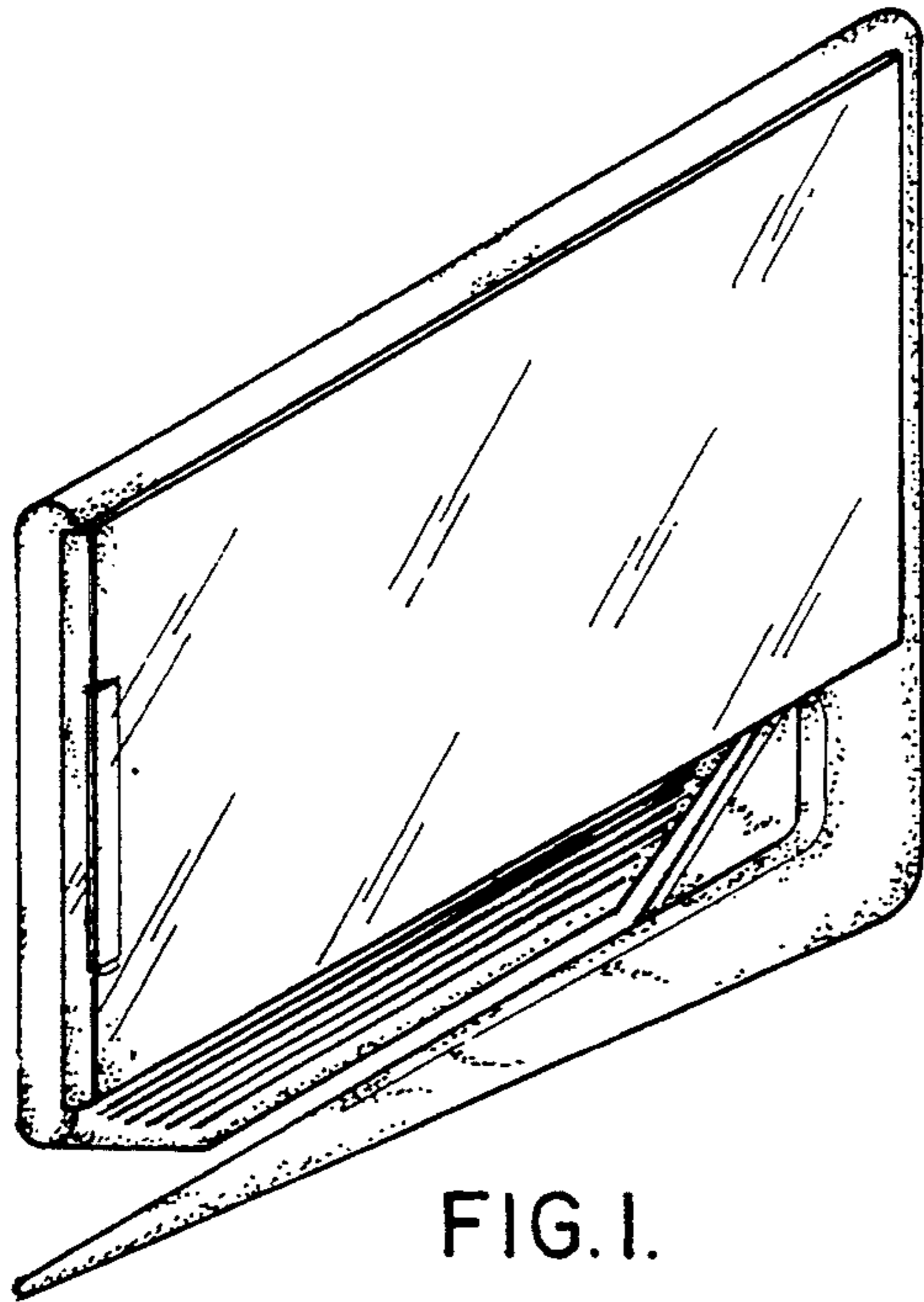


FIG. 1.

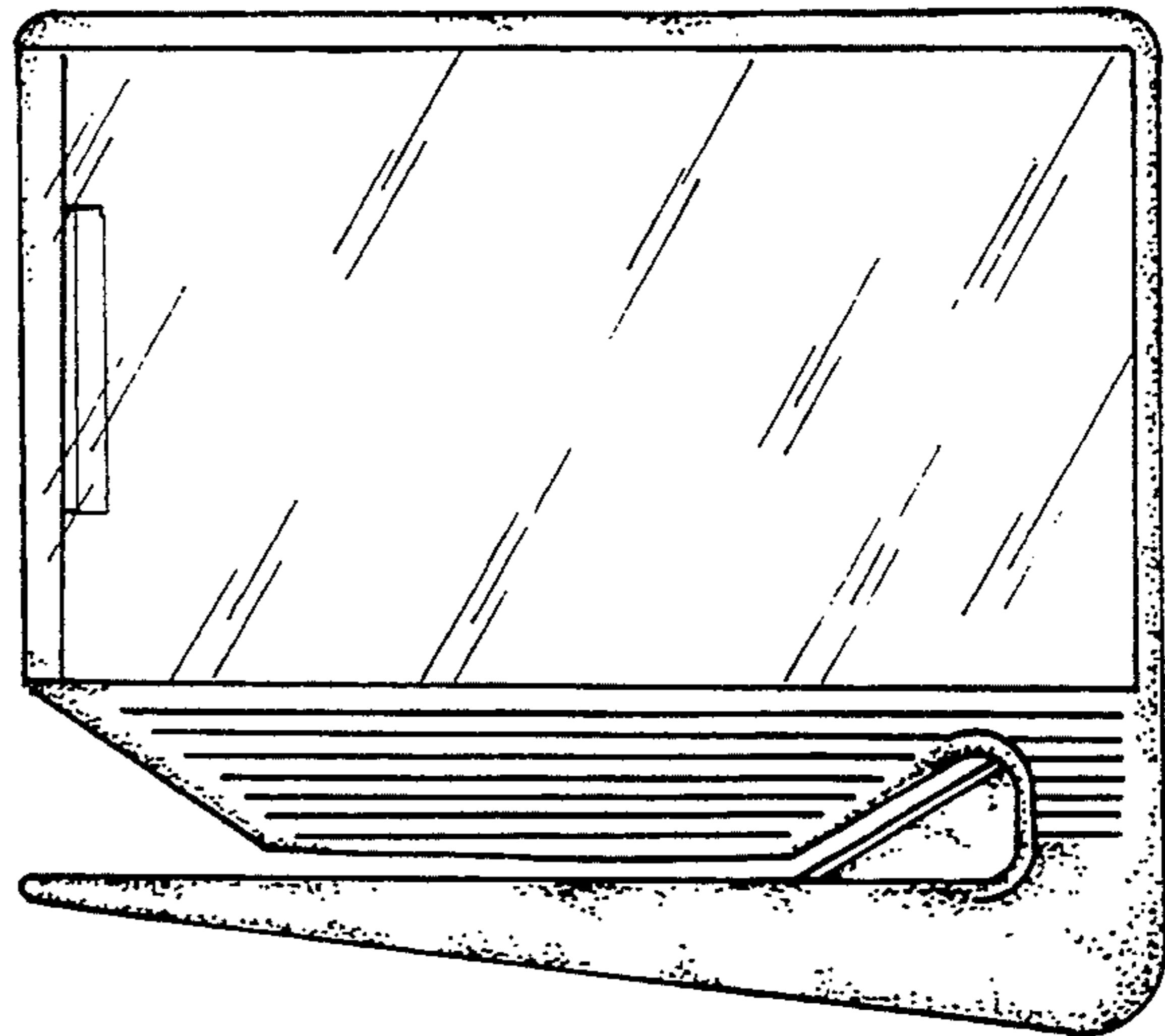


FIG. 2.




FIG. 3.




FIG. 4.



FIG. 5.

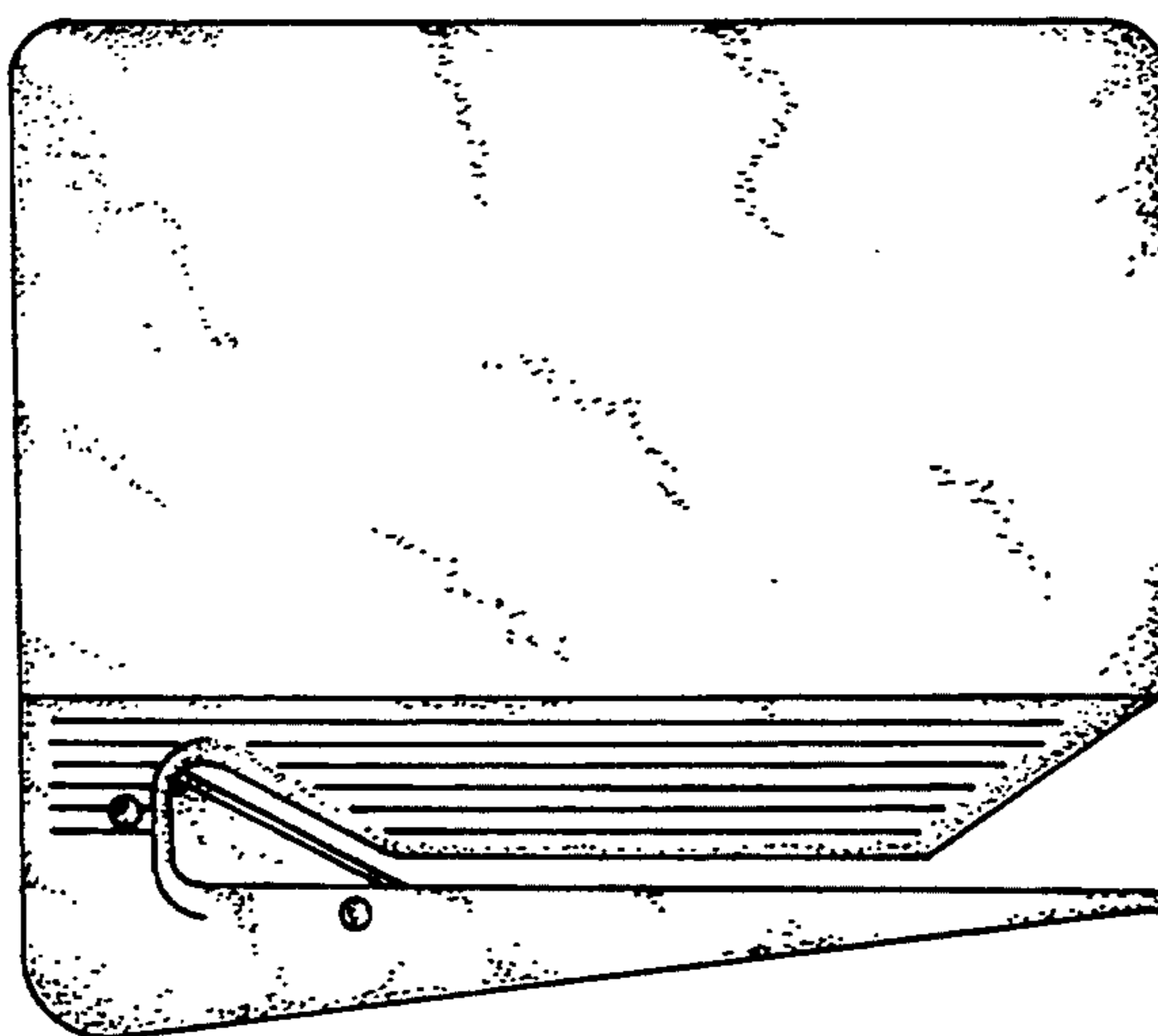


FIG. 6.

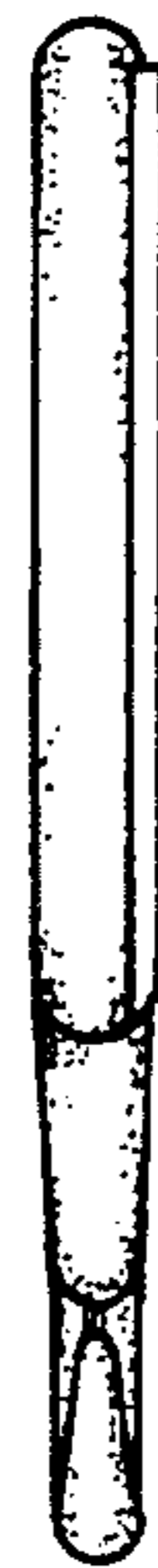


FIG. 7.