



US00D350750S

United States Patent [19]

[11] Patent Number: **Des. 350,750**

Oki et al.

[45] Date of Patent: **** Sep. 20, 1994**

[54] TAPE RECORDER

[75] Inventors: **Yuji Oki, Tokyo; Hideo Ohtani, Yokohama, both of Japan**

[73] Assignee: **Casio Computer Co., Ltd., Tokyo, Japan**

[**] Term: **14 Years**

[21] Appl. No.: **12,240**

[22] Filed: **Aug. 27, 1993**

[30] **Foreign Application Priority Data**

Mar. 30, 1993 [JP] Japan 5-8798
 [52] U.S. Cl. **D14/165**
 [58] Field of Search 455/344, 347-351;
 D14/124, 160-168, 188-190, 192-198, 217,
 257, 260, 299; D21/111, 112, 113

[56]

References Cited

U.S. PATENT DOCUMENTS

D. 316,093 4/1991 Okada et al. D14/163
 D. 329,232 9/1992 Yu D14/165
 D. 329,851 9/1992 Yoo D14/165

Primary Examiner—Theodore M. Shooman
Attorney, Agent, or Firm—Frishauf, Holtz, Goodman & Woodward

[57]

CLAIM

The ornamental design for a tape recorder, as shown and described.

DESCRIPTION

FIG. 1 is a front elevation view of a tape recorder showing our new design;
 FIG. 2 is a right side elevation view thereof;
 FIG. 3 is a left side elevation view thereof;
 FIG. 4 is a top plan view thereof;
 FIG. 5 is a bottom plan view thereof;
 FIG. 6 is a rear elevation view thereof; and,
 FIG. 7 is a perspective view in which microphone was put off.

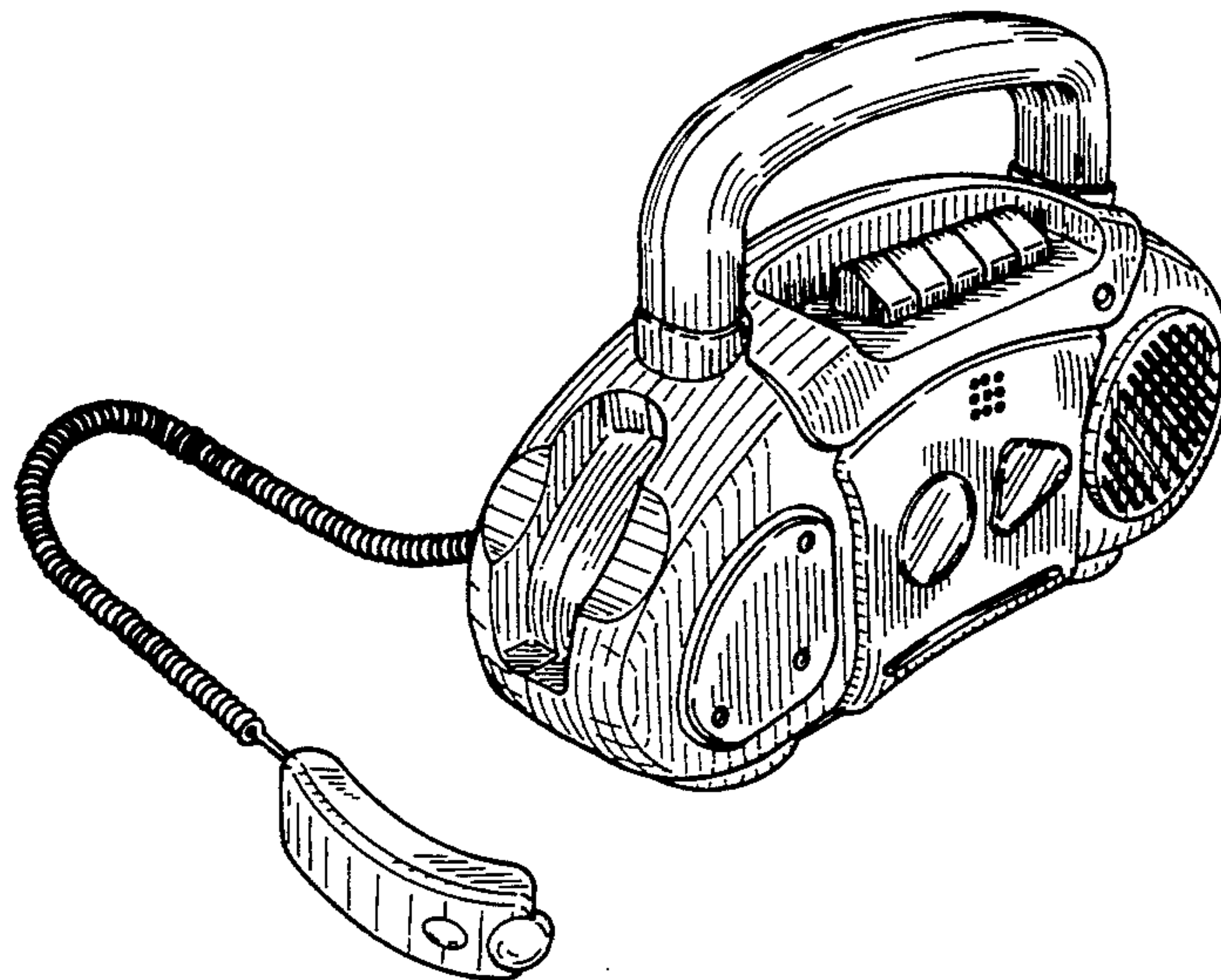



FIG.4

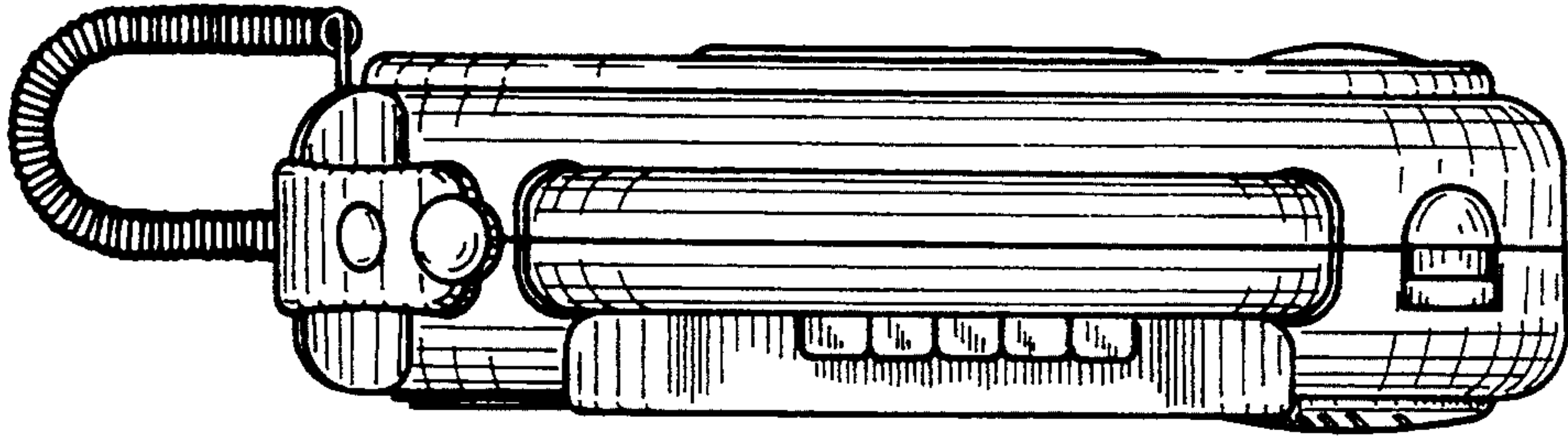


FIG.1




FIG.5

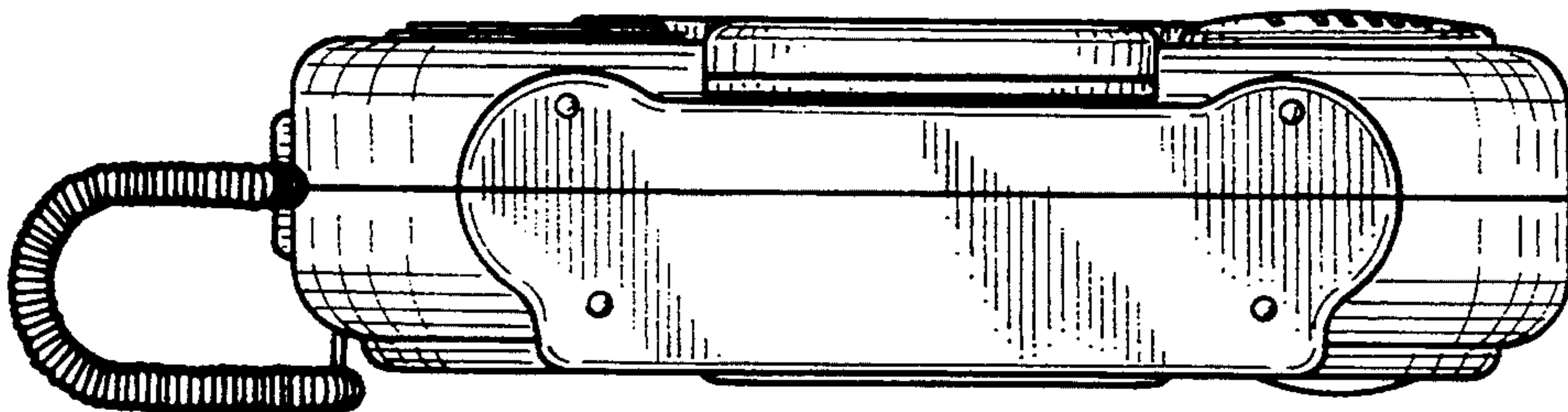


FIG.6




FIG.3




FIG.2

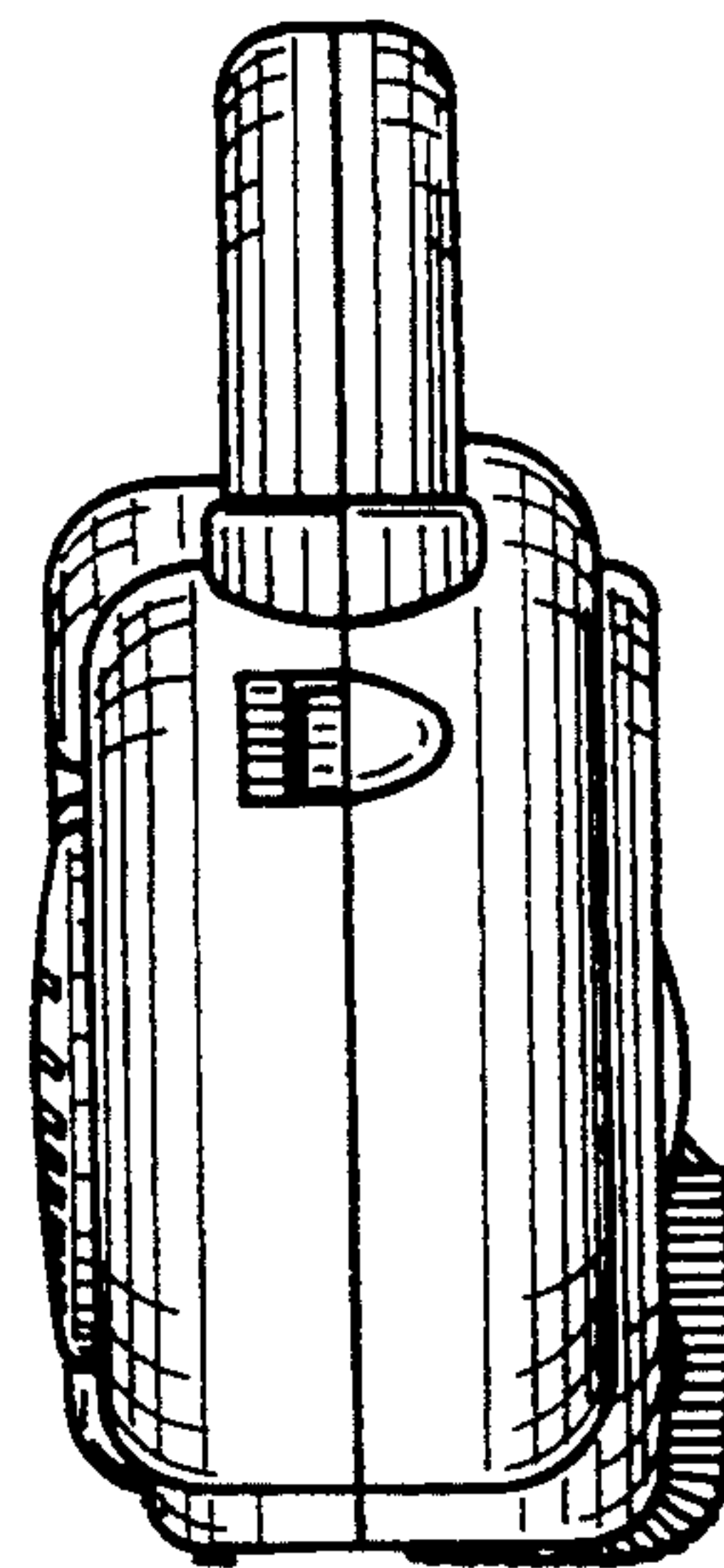


FIG. 7

