



US00D350739S

United States Patent [19]

[11] Patent Number: **Des. 350,739**

Chu

[45] Date of Patent: **** Sep. 20, 1994**

- [54] **FRONT PANEL OF A COMPUTER MAIN FRAME**
- [76] Inventor: **Yun Chu**, 2F., No. 10, Lane 329, Sec. 1, Tun Hwa South Road, Taipei, Taiwan
- [**] Term: **14 Years**
- [21] Appl. No.: **6,697**
- [22] Filed: **Apr. 5, 1993**
- [52] U.S. Cl. **D14/115**
- [58] Field of Search 360/99.12; 361/380-385, 390-395; 312/223; D14/100, 102, 109, 115; D13/162, 184, 199

D. 339,331 9/1993 Montgomery et al. D14/115

Primary Examiner—Wallace R. Burke
Assistant Examiner—Freda S. Nunn
Attorney, Agent, or Firm—Varndell Legal Group

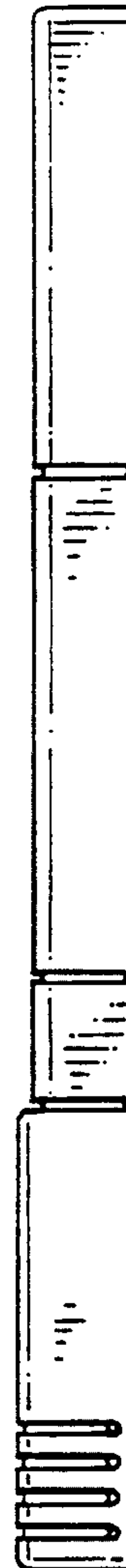

[57] **CLAIM**

The ornamental design for a front panel of a computer main frame, as shown and described.

DESCRIPTION

FIG. 1 is a slightly reduced perspective view of a front panel of a computer main frame showing my new design; FIG. 2 is a front elevational view thereof; FIG. 3 is a bottom plan view thereof; FIG. 4 is a side elevational view thereof, the opposite side being a mirror image of that shown; FIG. 5 is a top plan view thereof; and, FIG. 6 is a rear elevational view thereof.

- [56] **References Cited**
- U.S. PATENT DOCUMENTS**
- D. 315,149 3/1991 Welch D14/115






Fig. 1

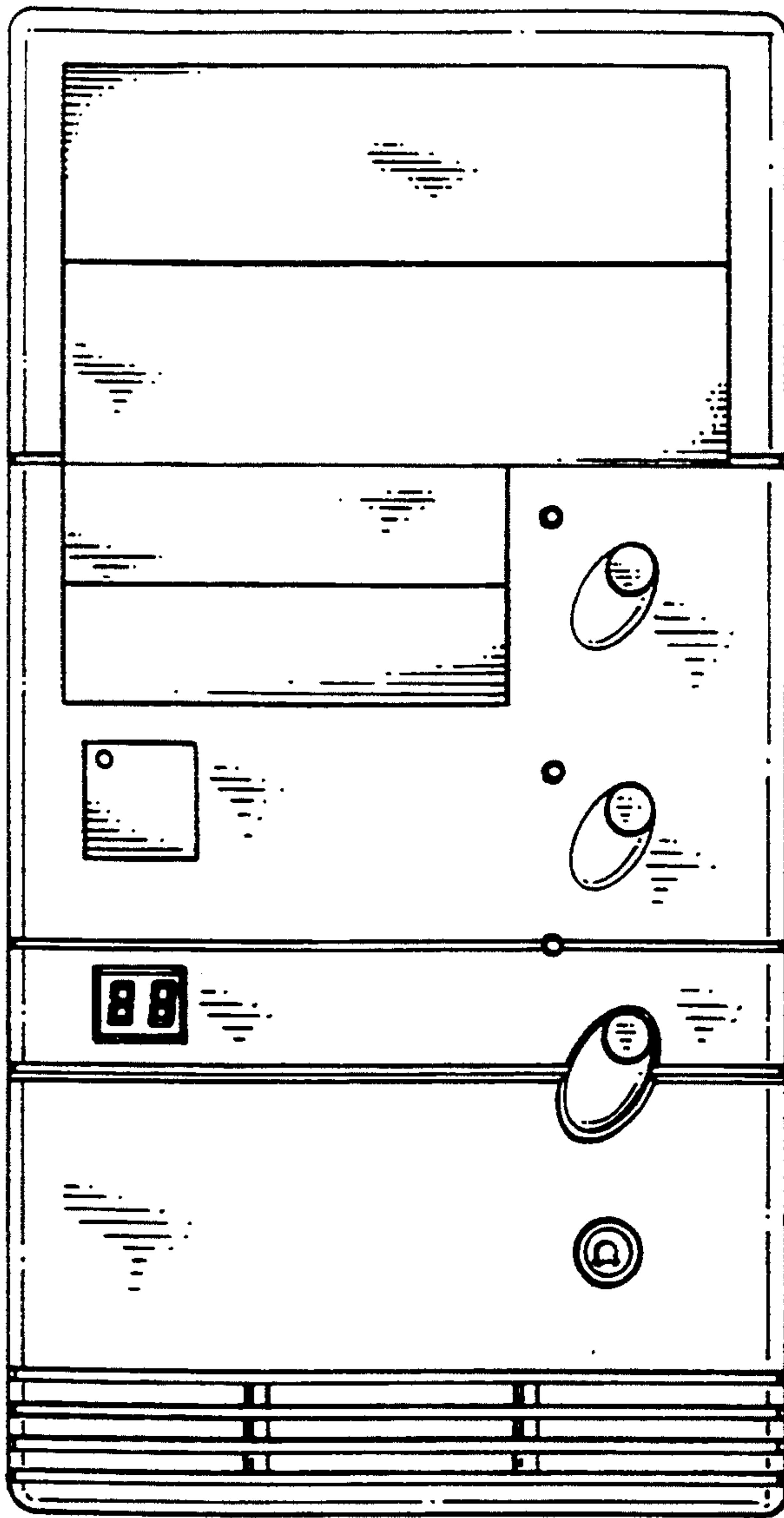


Fig. 2




Fig. 4




Fig. 3




Fig. 5

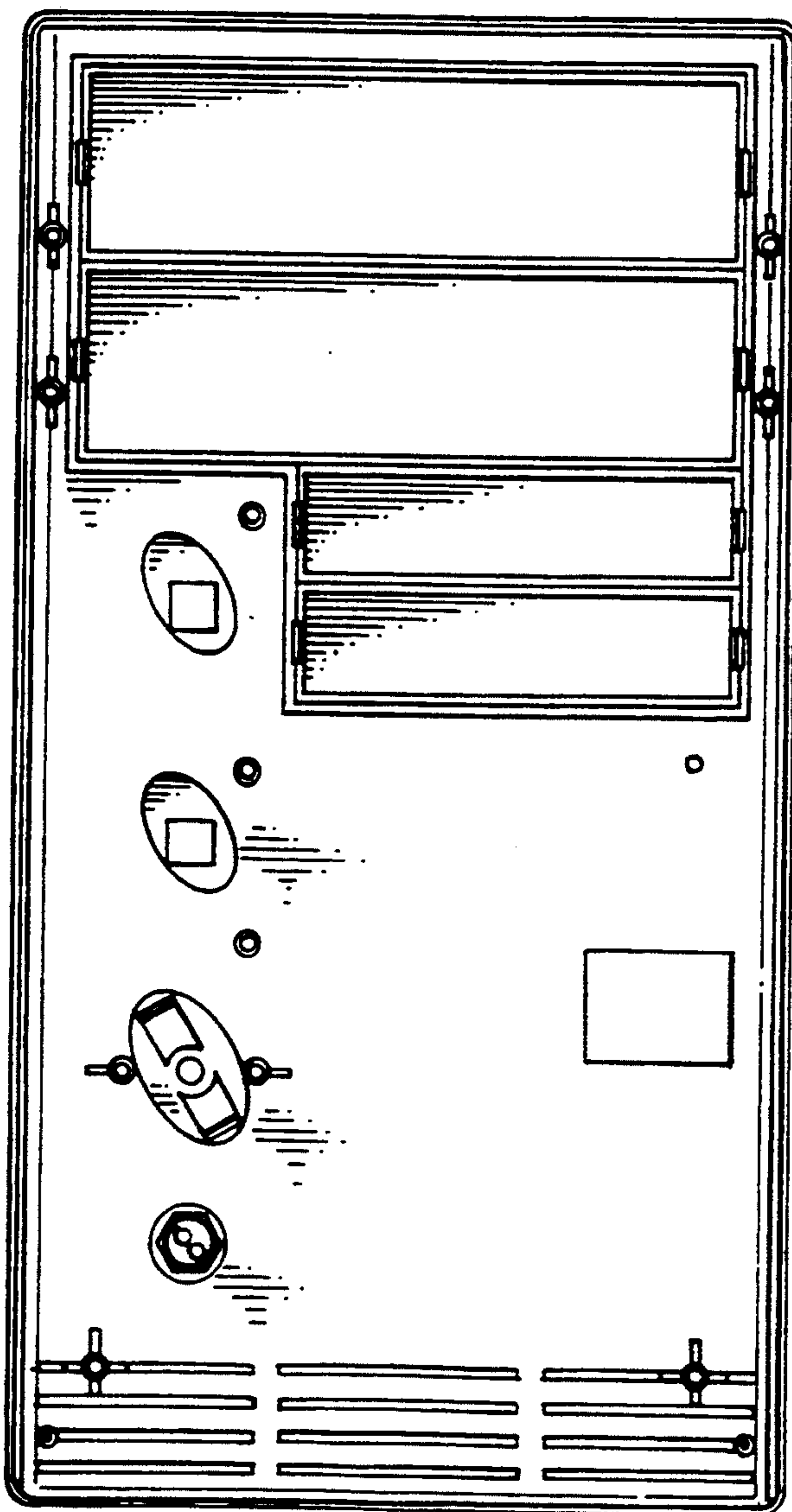


Fig. 6