



US00D350723S

# United States Patent [19]

[11] Patent Number: **Des. 350,723**

Longazel

[45] Date of Patent: **\*\* Sep. 20, 1994**

[54] WINDSHIELD WIPER BLADE SNOW AND ICE REMOVING STRIP FOR ATTACHMENT TO A VEHICLE WINDSHIELD

[76] Inventor: **Thomas W. Longazel**, 127 Butler St., Ebensburg, Pa. 15931

[\*\*] Term: **14 Years**

[21] Appl. No.: **5,822**

[22] Filed: **Mar. 11, 1993**

[52] U.S. Cl. .... **D12/400; D12/220**

[58] Field of Search ..... 15/250.001, 250.06, 15/250.19, 246; 296/96.15; D12/219, 220, 400

[56] **References Cited**

**U.S. PATENT DOCUMENTS**

2,974,340	3/1961	Kopczynski .....	15/250.001
3,613,318	10/1971	Gianatasio .....	15/250.001
3,667,083	6/1972	Linker .....	15/250.06
3,908,222	9/1975	Scott .....	15/250.001
4,378,484	3/1983	Kunert .....	296/96.15
4,685,168	8/1987	Mastromoro .....	15/250.001
4,934,013	6/1990	Jacoby .....	296/96.15
5,226,199	7/1993	Jacoby .....	296/96.15

**FOREIGN PATENT DOCUMENTS**

2084451	4/1982	United Kingdom .....	15/250.001
---------	--------	----------------------	------------

**OTHER PUBLICATIONS**

Dahlstrom Metal Mouldings & Shapes Catalog No. 12, p. 99, Trim Shape No. 389, Bottom Left Side of Page, Published 1969.

Dahlstrom Metal Mouldings & Shapes Catalog No. 12, p. 143, Shape No. X7357, Top Right Side of Page, Published 1969.

*Primary Examiner*—James M. Gandy

*Attorney, Agent, or Firm*—James Ray & Associates

[57] **CLAIM**

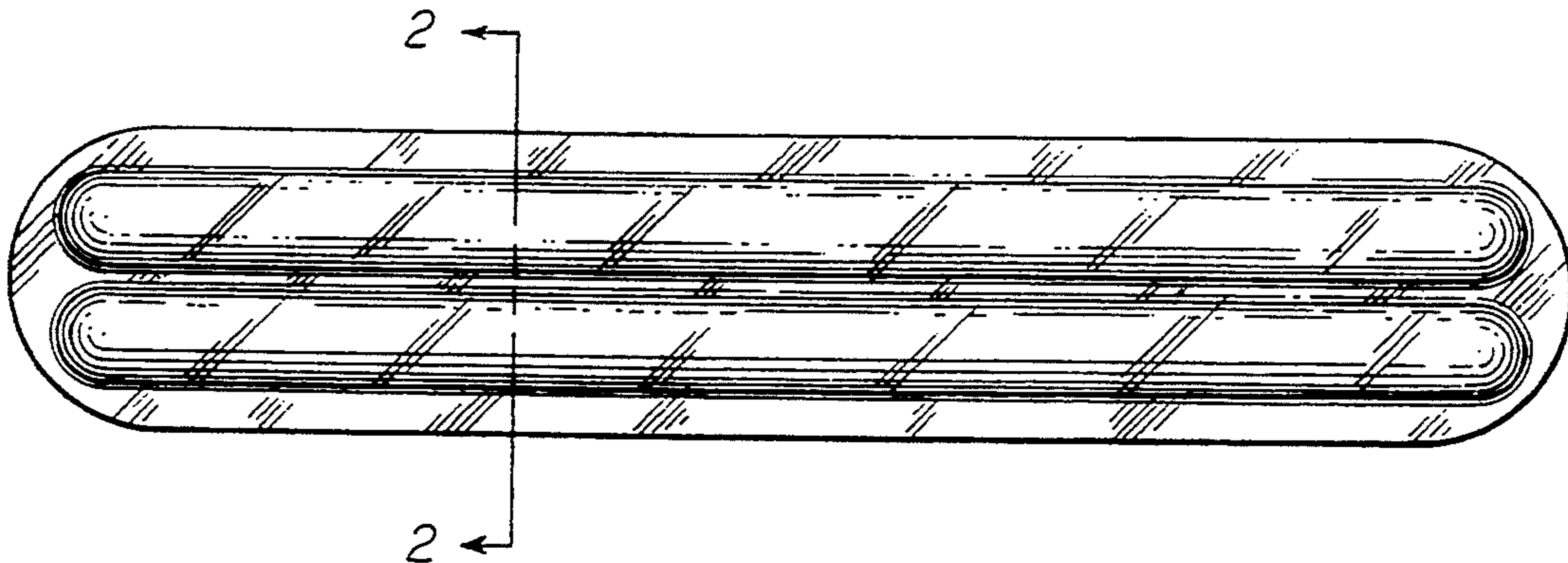
The ornamental design for a windshield wiper blade snow and ice removing strip for attachment to a vehicle windshield, as shown and described.

**DESCRIPTION**

FIG. 1 is a front elevational view of a windshield wiper blade snow and ice removing strip for attachment to a vehicle windshield showing my new design;

FIG. 2 is a cross sectional view thereof taken along line 2—2 in FIG. 1; and

FIG. 3 is a front elevation view thereof on a greatly reduced scale in position of use on a vehicle windshield, it being understood that the broken lines are for illustrative purposes only and form no part of the claimed design.



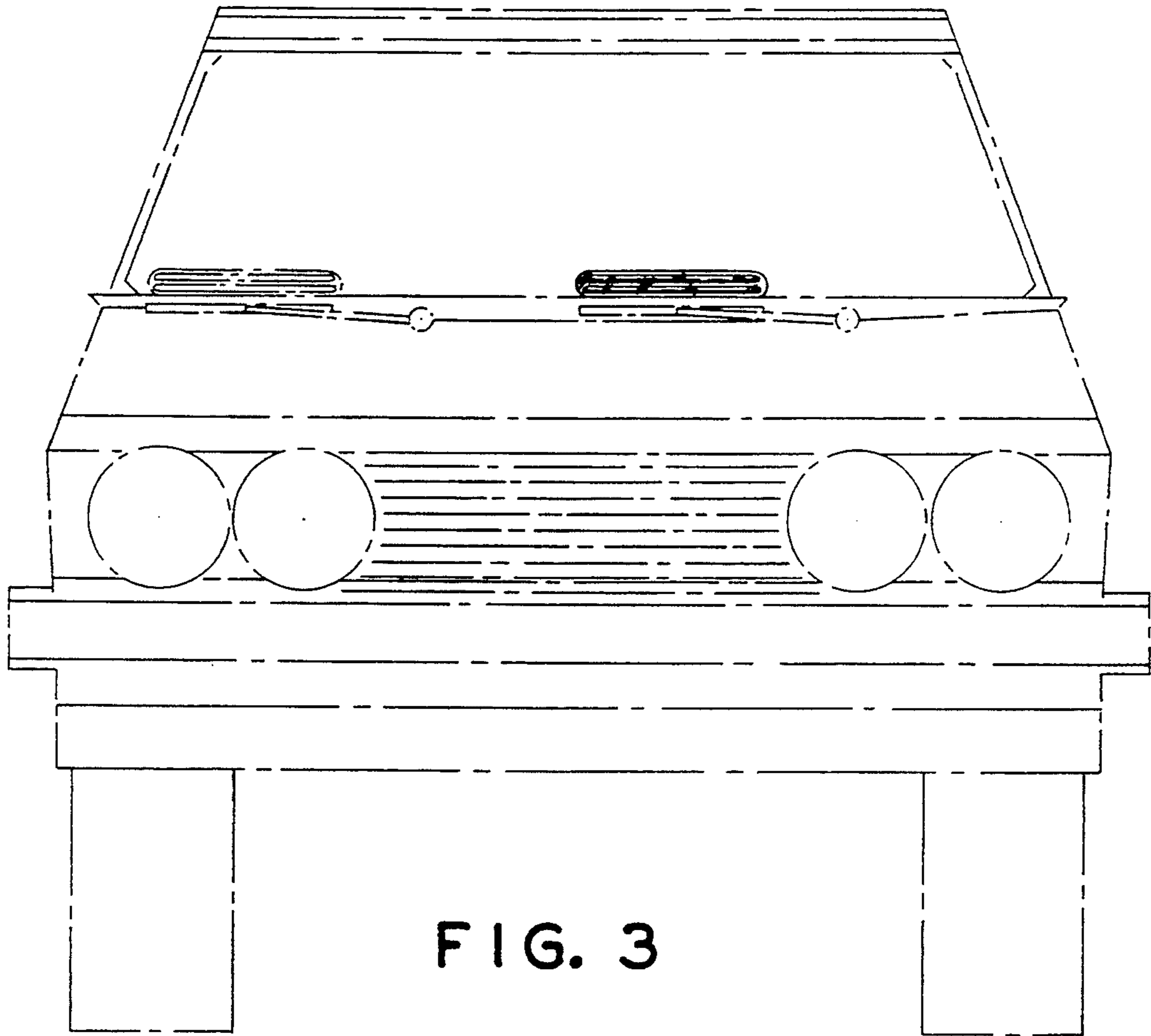


FIG. 3

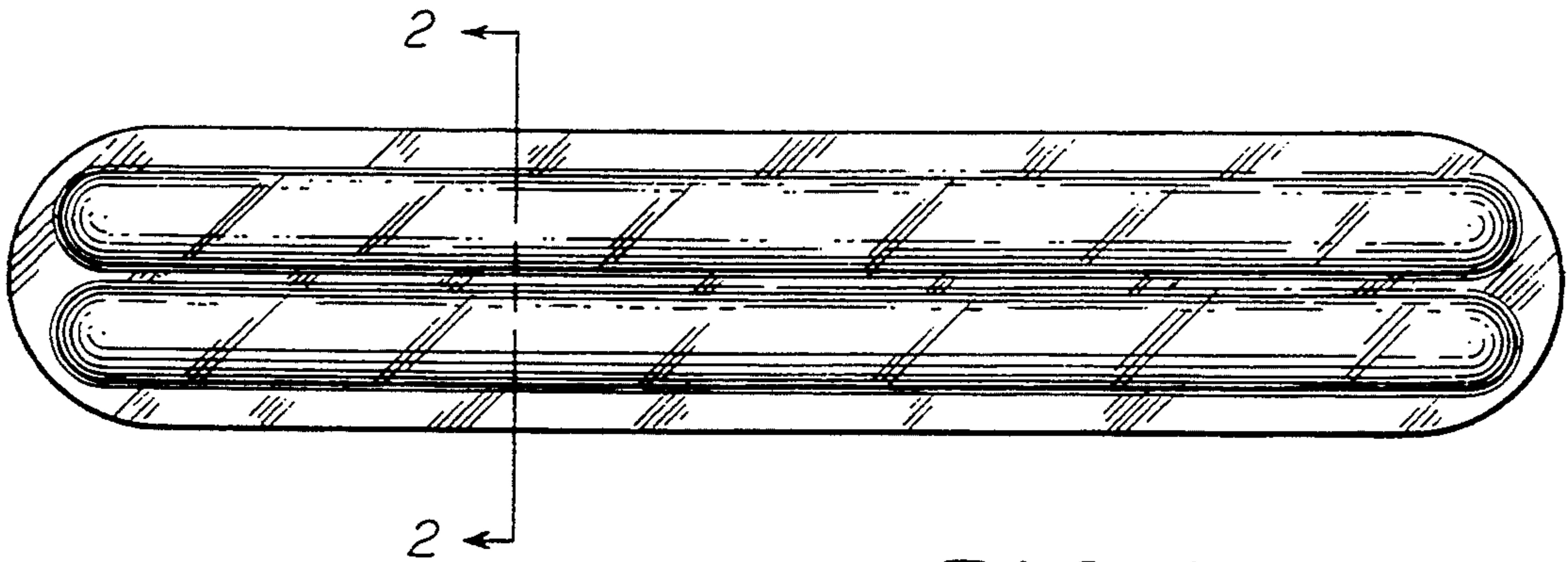


FIG. 1

FIG. 2

