



US00D350717S

United States Patent [19]

[11] Patent Number: **Des. 350,717**

Maxwell et al.

[45] Date of Patent: **** Sep. 20, 1994**

[54] TIRE TREAD

4,962,801 9/1990 Tsuda 152/209 R

[75] Inventors: **Paul B. Maxwell**, Mamer,
Luxembourg; **Sean D. Montag**,
Westerville, Ohio

FOREIGN PATENT DOCUMENTS

0296605 6/1988 European Pat. Off. .
3624408 2/1988 Fed. Rep. of Germany .
3723368 3/1989 Fed. Rep. of Germany .
3901624 8/1989 Fed. Rep. of Germany .
2166095 4/1986 United Kingdom .
2001265 3/1989 United Kingdom .

[73] Assignee: **The Goodyear Tire & Rubber
Company**, Akron, Ohio

[**] Term: **14 Years**

OTHER PUBLICATIONS

[21] Appl. No.: **6,653**

Eigetragene Muster and Modelle, M8901678, Geschm-
nacksmusterblatt Heft 14 vom 25.07. 1990.

[22] Filed: **Apr. 5, 1993**

Primary Examiner—James M. Gandy

[52] U.S. Cl. **D12/147**

Attorney, Agent, or Firm—T. P. Lewandowski

[58] Field of Search 152/209 R, 209 A, 209 B,
152/209 D; D12/136, 140, 146-151

[57] CLAIM

[56] References Cited

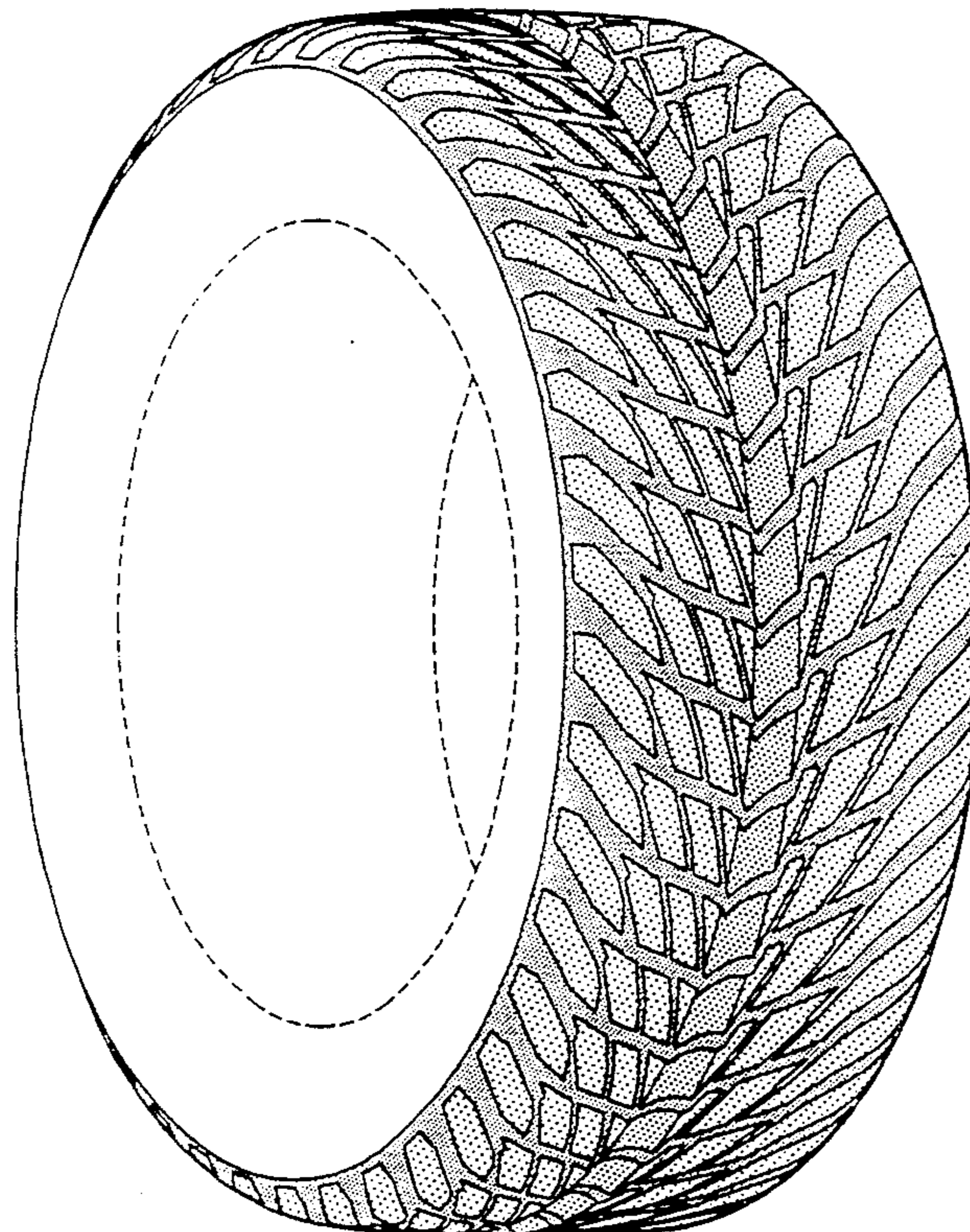
The ornamental design for a tire tread, as shown and
described.

U.S. PATENT DOCUMENTS

D. 283,499 4/1986 Hammond D12/146
D. 283,500 4/1986 Grags et al. D12/147
D. 284,178 6/1986 Kawabata et al. D12/147
D. 288,915 3/1987 Kadomaru D12/147
D. 329,412 9/1992 Maxwell et al. D12/147
D. 329,627 9/1992 Attinello et al. D12/151
4,057,089 11/1977 Johannsen 152/209 R
4,387,754 6/1983 Mirtain 152/209 R
4,456,046 6/1984 Miller 152/209 R
4,606,389 8/1986 Haas 152/209 R
4,687,037 8/1987 Pfeiffer 152/209 R
4,700,762 10/1987 Landers 152/209 R
4,726,407 2/1988 Hayakawa 152/209 R
4,730,654 3/1988 Yamashita 152/209 A
4,832,099 5/1989 Matsumoto 152/209 R

DESCRIPTION

FIG. 1 is a front elevational view of a tire tread showing
our new design it being understood that the pattern is
repeated throughout the circumference thereof;
FIG. 2 is a perspective view thereof;
FIG. 3 is another perspective view thereof;
FIG. 4 is a side elevational view thereof; and,
FIG. 5 is another side elevational view thereof.
In the drawings, the broken line showing of the tire
sidewall and the solid line defining the peripheral
boundary between the tire tread and the sidewall are for
illustrative purposes only and form no part of the
claimed design.






FIG-1

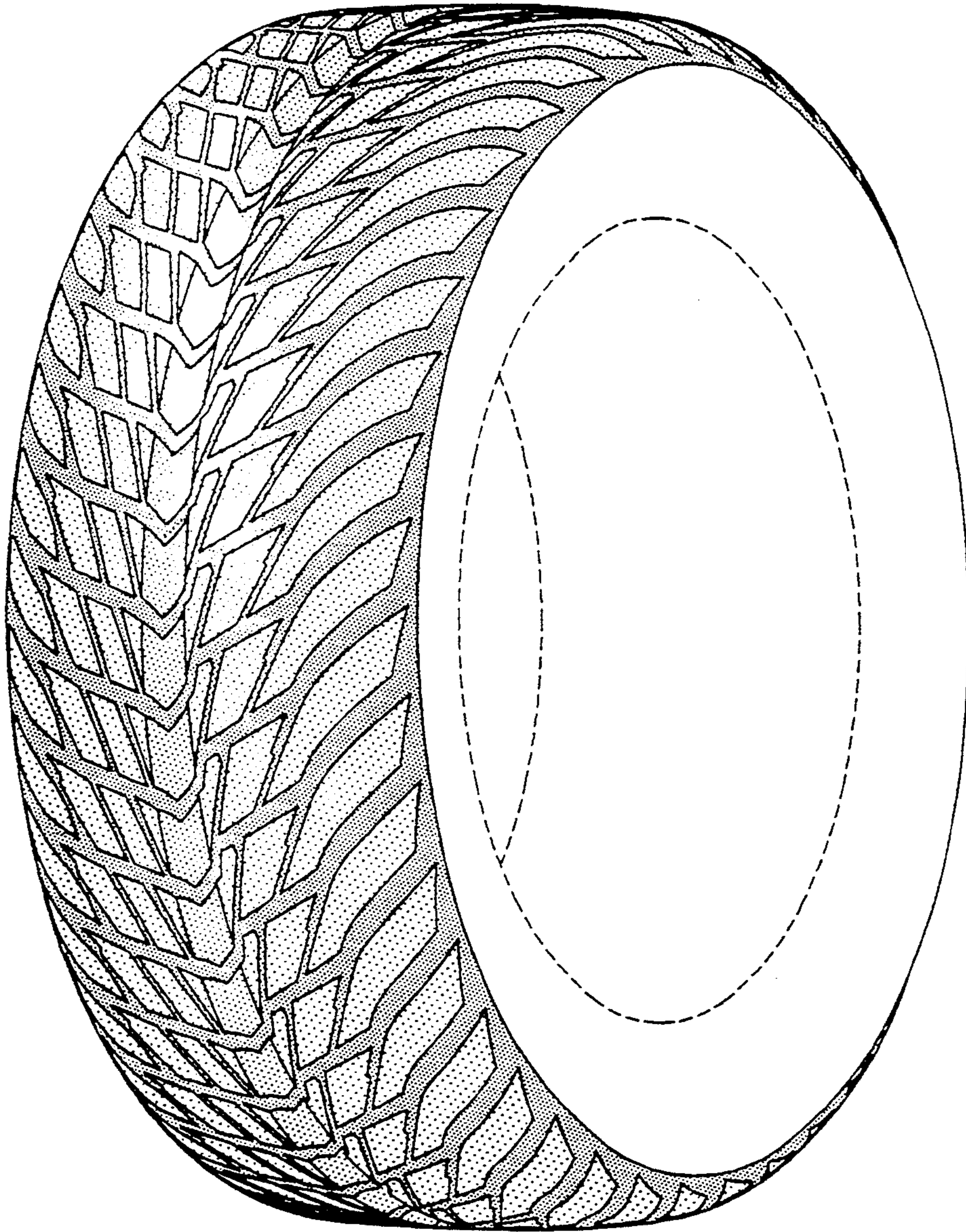


FIG-2

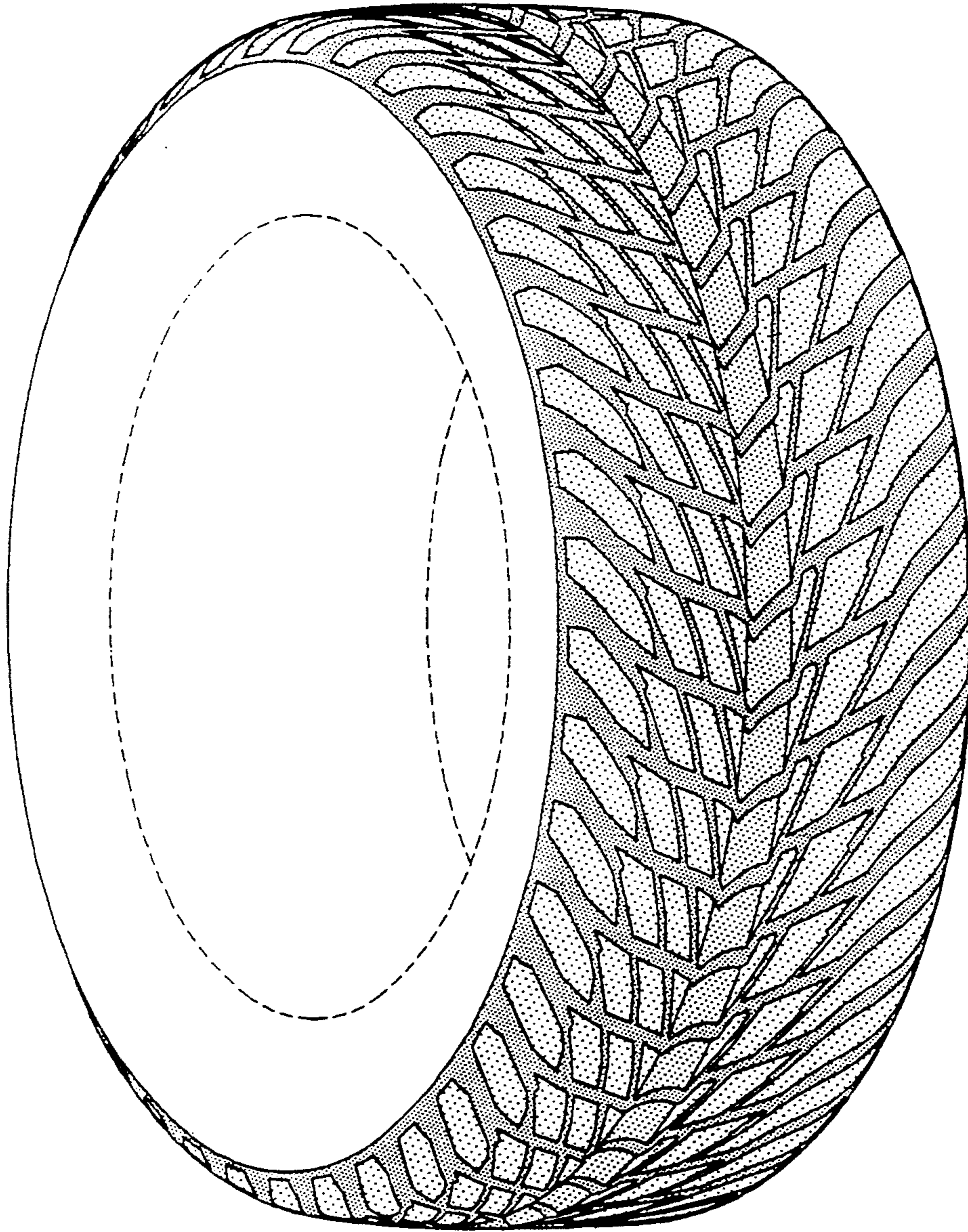


FIG-3

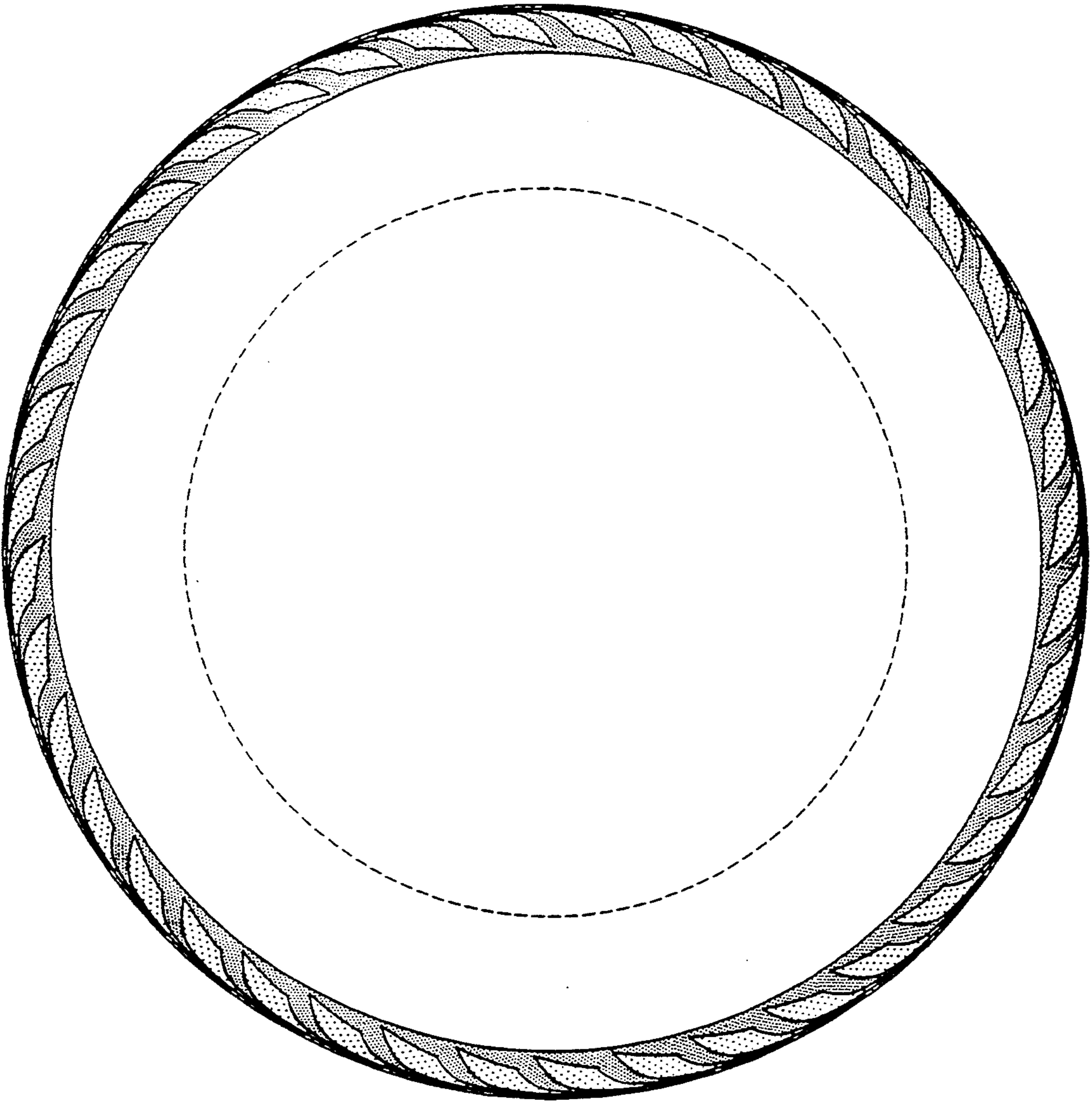


FIG-4

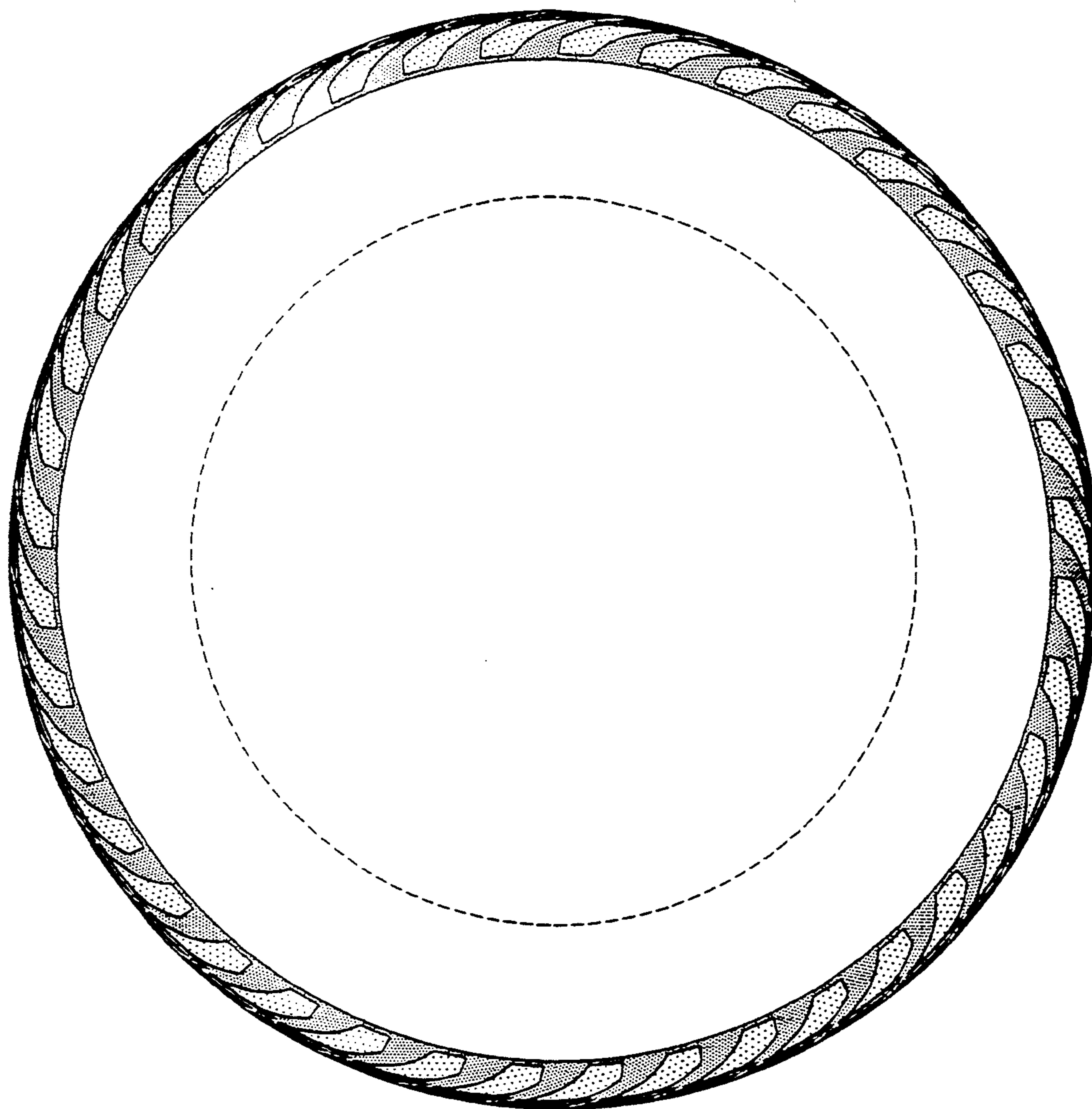


FIG-5