



US00D350712S

# United States Patent [19]

[11] Patent Number: **Des. 350,712**

**D'Ambrosio et al.**

[45] Date of Patent: **\*\* Sep. 20, 1994**

[54] **CLASP**  
[75] Inventors: **Lucy T. D'Ambrosio, Monsey; Berna J. Goldstein, New York, both of N.Y.; Alex J. Gibson, Gross Point Farms, Mich.**

D. 130,138	10/1941	Rosenberg	.....	D11/218
D. 156,661	12/1949	Reiter	.....	D11/218
685,831	11/1901	Frawley	.....	24/200
1,232,546	7/1917	Holden	.....	24/200 X
2,140,164	12/1938	Moffatt	.....	24/200
2,257,494	9/1941	Brown	.....	24/200 X
2,595,139	4/1952	Hart	.....	24/200
2,643,431	6/1953	Schwarz	.....	D11/218
2,901,801	9/1959	Girodet	.....	24/200
3,161,931	12/1964	Zif	.....	24/200

[73] Assignee: **Wacoal America, Inc., New York, N.Y.**

[\*\*] Term: **14 Years**

*Primary Examiner*—Ralf Seifert  
*Attorney, Agent, or Firm*—Abelman, Frayne & Schwab

[21] Appl. No.: **6,378**

### [57] CLAIM

[22] Filed: **Mar. 26, 1993**

The ornamental design for a clasp, as shown.

[52] U.S. Cl. .... **D11/218**

### DESCRIPTION

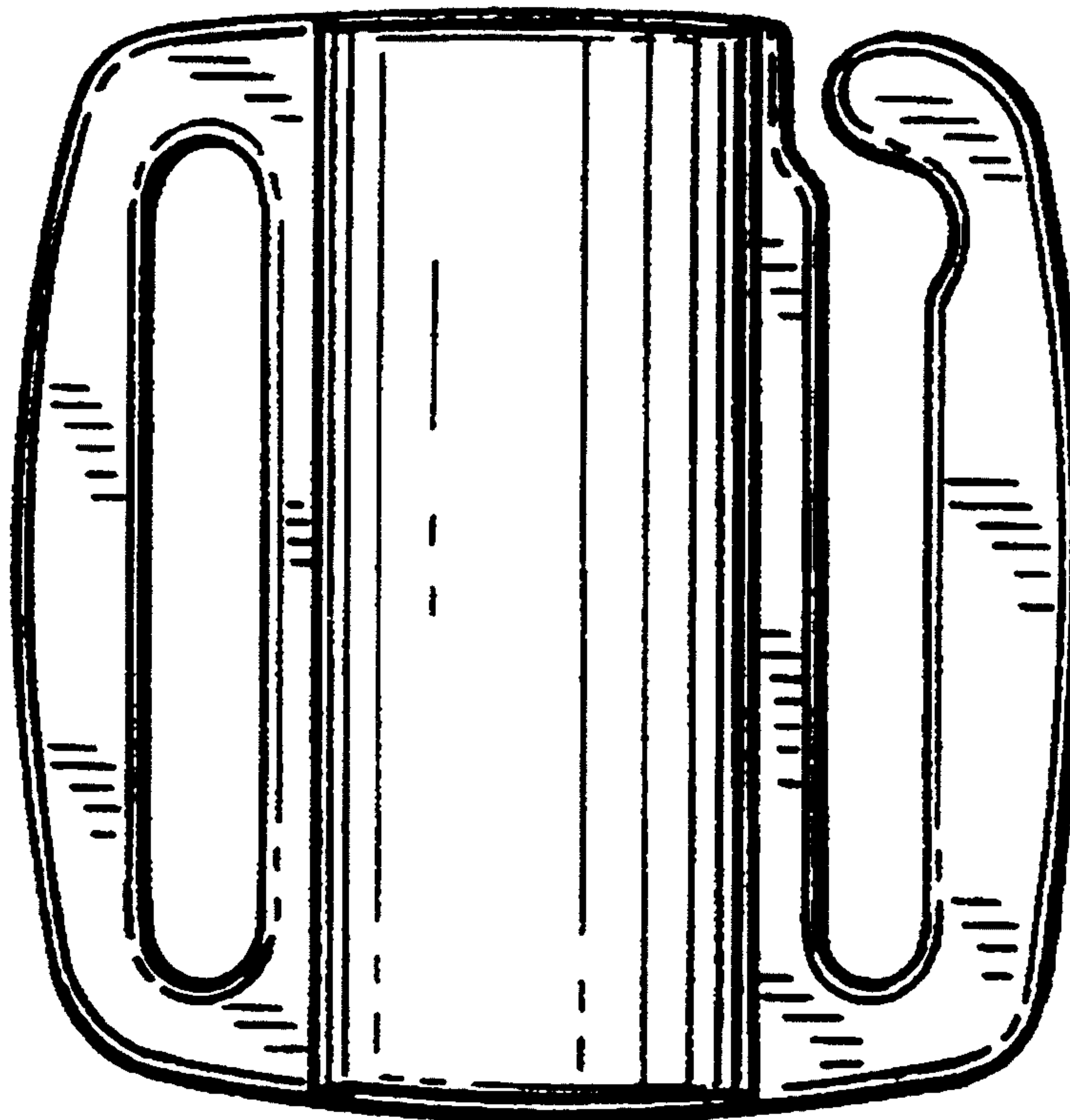
[58] Field of Search ..... 24/163 R, 165, 168, 24/200; D8/323; D11/200, 201, 208-210, 216, 212, 218

FIG. 1 is a front view of the clasp of our design; FIG. 2 is a rear view thereof; FIG. 3 is a plan view of FIG. 1; FIG. 4 is an underside plan view of FIG. 1; FIG. 5 is a right-side elevation of FIG. 1; and, FIG. 6 is a left-side elevation of FIG. 1.

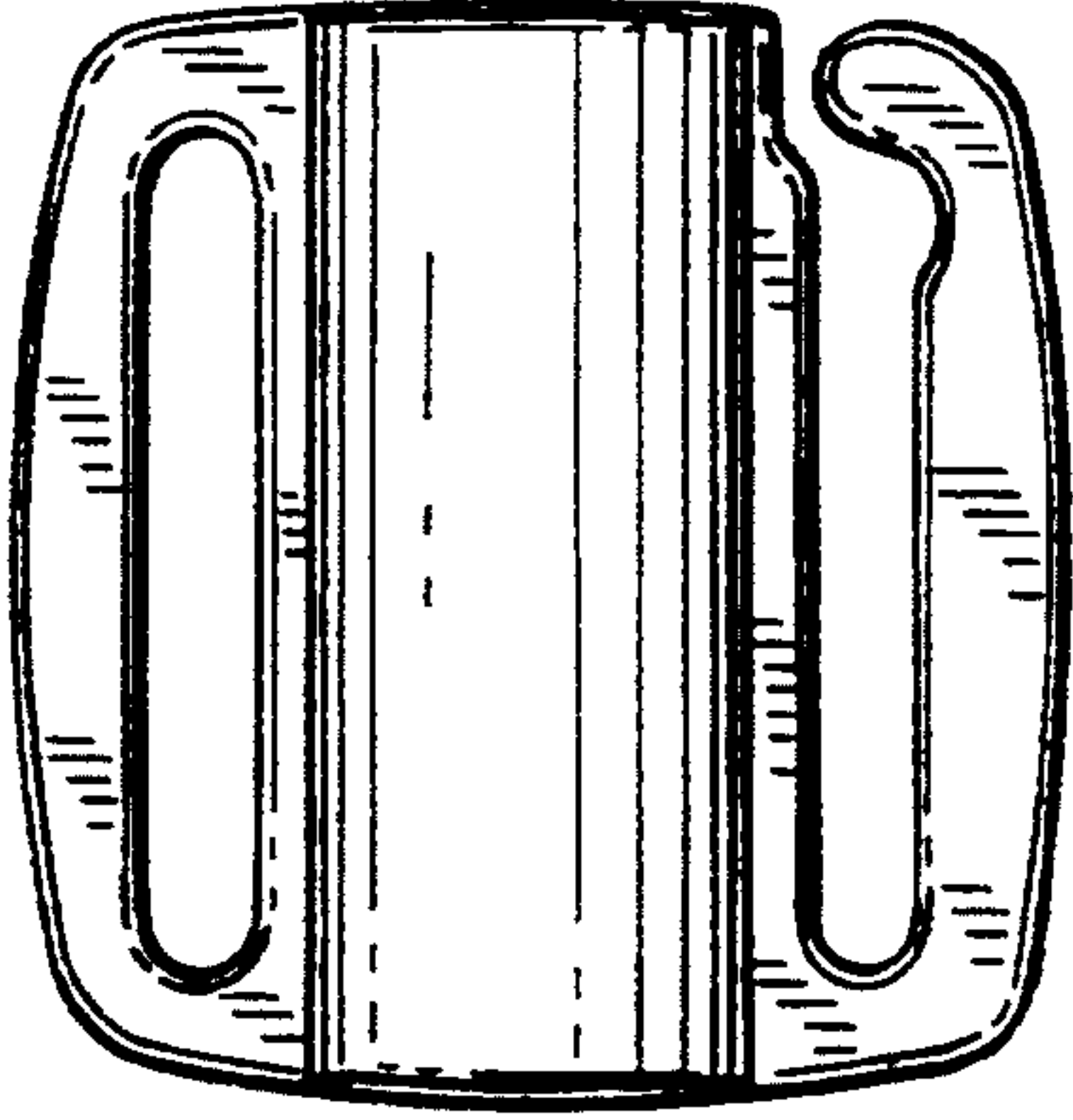
### [56] References Cited

#### U.S. PATENT DOCUMENTS

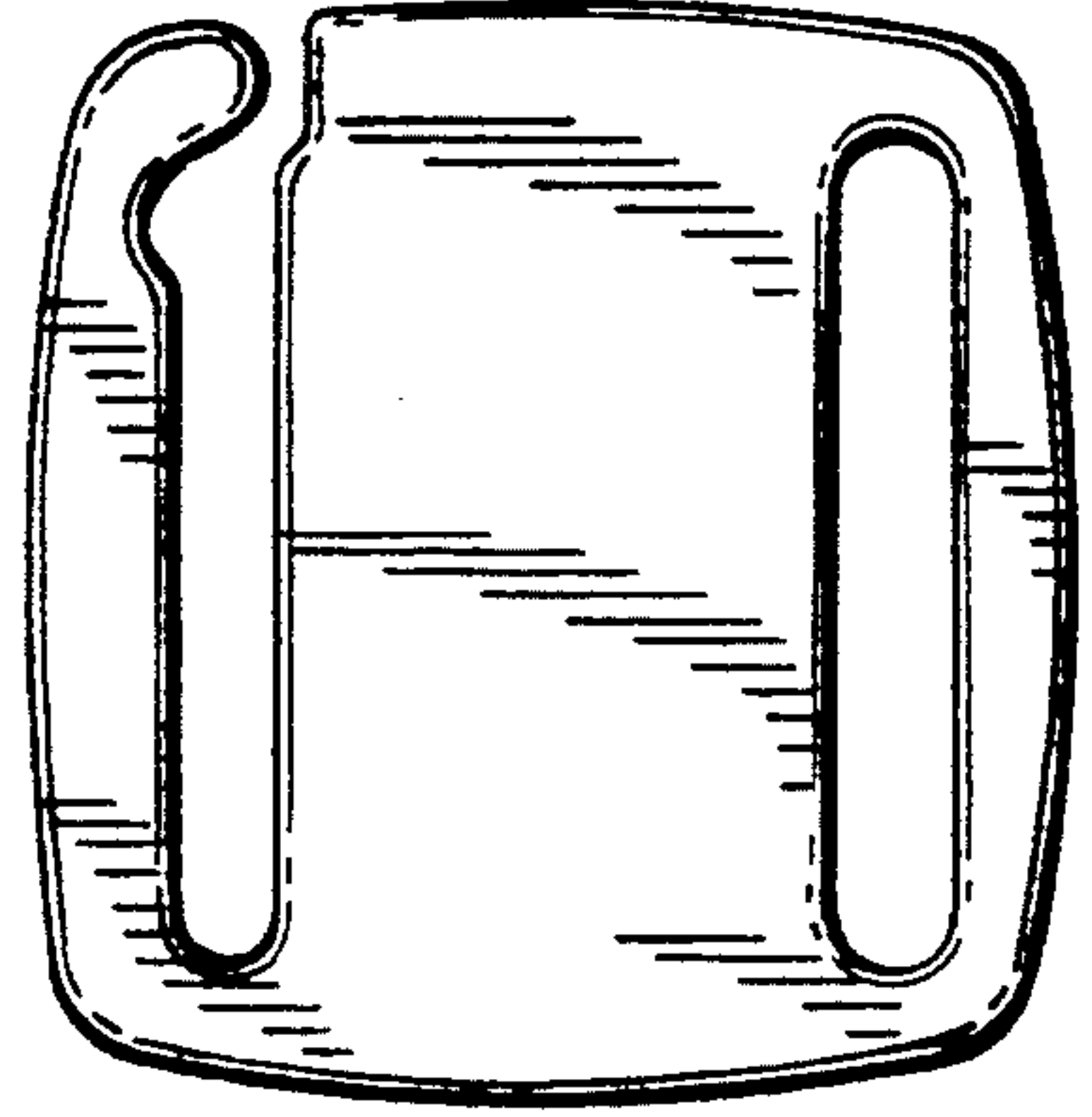
D. 112,603 12/1938 Farkas ..... D11/218



*FIG. 1*



*FIG. 2*



*FIG. 3*



*FIG. 4*



*FIG. 5*



*FIG. 6*

