



US00D350711S

United States Patent [19] Olson

[11] Patent Number: **Des. 350,711**
[45] Date of Patent: **** Sep. 20, 1994**

[54] **INDOOR/OUTDOOR FIGURE**

[76] Inventor: **Scott B. Olson**, 4882 Lake Harriet Parkway West, Minneapolis, Minn. 55410

[**] Term: **14 Years**

[21] Appl. No.: **10,266**

[22] Filed: **Jul. 1, 1993**

[52] U.S. Cl. **D11/162; D11/158; D21/160**

[58] Field of Search 428/16; 40/411, 410; D11/131, 157, 158, 162; D21/160; D22/125

[56] **References Cited**

U.S. PATENT DOCUMENTS

D. 48,790	3/1916	McChug	D21/160
D. 52,340	8/1918	Mohrmann .	
D. 76,159	8/1928	Saint-Ogan	D11/162
D 98,005	12/1935	Kohaut	D21/160
D. 111,205	9/1938	Orndorff .	
D. 236,218	8/1975	Walsh	D11/162 X
222,334	12/1879	Walls .	
1,579,613	4/1926	Holmes .	
1,804,306	5/1931	Bender .	

2,085,451	6/1937	Ruck .
2,168,384	8/1939	Barry .
3,800,457	4/1974	Barrett .
3,964,190	6/1976	Leo .
4,651,457	3/1987	Nelson .

OTHER PUBLICATIONS

Webster's International Dictionary; Penguin illustration.


Primary Examiner—Bernard Ansher
Assistant Examiner—Dominic Simone
Attorney, Agent, or Firm—Haugen and Nikolai

[57] **CLAIM**

The ornamental design for a indoor/outdoor figure, as shown and described.

DESCRIPTION

FIG. 1 is a front perspective view of an indoor/outdoor figure showing my new design;
FIG. 2 is a front elevational view thereof;
FIG. 3 is a side elevational view thereof, the opposite side being a mirror image;
FIG. 4 is a rear elevational view thereof;
FIG. 5 is a top plan view thereof; and,
FIG. 6 is a bottom plan view thereof.






Fig.-1

Fig.-2




Fig.-3

