



US00D350697S

United States Patent [19]

[11] Patent Number: Des. 350,697

Sidman

[45] Date of Patent: ** Sep. 20, 1994

[54] CUP LID WITH ROTATABLE COVER SEGMENT

[75] Inventor: **Ronald J. Sidman**, Marstons Mills, Mass.

[73] Assignee: **Kiddie Products, Inc.**, Avon, Mass.

[**] Term: **14 Years**

[21] Appl. No.: **1,763**

[22] Filed: **Nov. 23, 1992**

[52] U.S. Cl. **D9/445; D9/440**

[58] Field of Search **D7/396.2, 396.3, 608, D7/619; D9/434-436, 437-440, 444-446, 449-454, 499; 215/228, 247, 235, 256, 358; 220/278, 769; 222/391; 229/906.1**

[56] References Cited

U.S. PATENT DOCUMENTS

D. 205,102	6/1966	Pawelka et al.	D9/436
D. 209,483	12/1967	Frank	D9/454
D. 237,467	11/1975	Nightingale et al.	D9/452
D. 318,777	8/1991	Freese	D9/446
D. 319,982	9/1991	Matthews	D9/449
2,731,751	1/1956	Green	229/906.1
4,007,936	2/1977	Hornsby, Jr.	215/228
4,088,239	5/1978	Uhlig	220/769

OTHER PUBLICATIONS

Child's Cup #8625, Hong Kong Enterprise Magazine, Oct. 1989, p. 581.

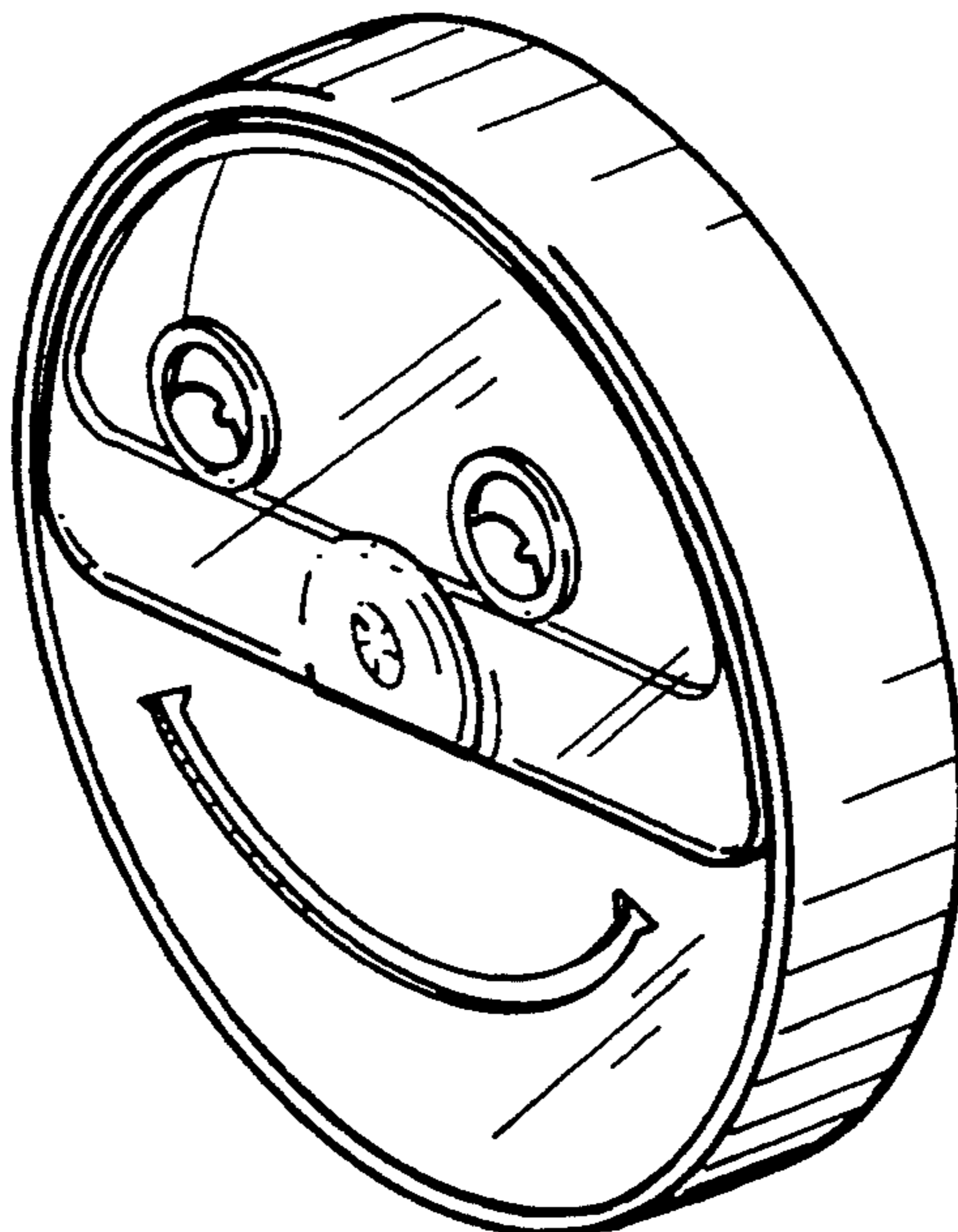
Primary Examiner—Alan P. Douglas
Assistant Examiner—Robert M. Spear
Attorney, Agent, or Firm—Fish & Richardson

[57] CLAIM

The ornamental design for a cup lid with rotatable cover segment, as shown and described.

DESCRIPTION

FIG. 1 is a perspective view of a cup lid with rotatable cover segment showing the new design with the rotatable cover segment in a closed position; FIG. 2 is a top plan view thereof; FIG. 3 is a bottom plan view thereof; FIG. 4 is a front elevation view thereof; FIG. 5 is a rear elevation view thereof; FIG. 6 is a side elevation view thereof; FIG. 7 is a side elevation view thereof, opposite that show in FIG. 6; FIG. 8 is a perspective view thereof with the rotatable cover segment in an open position; and, FIG. 9 is a top plan view thereof.



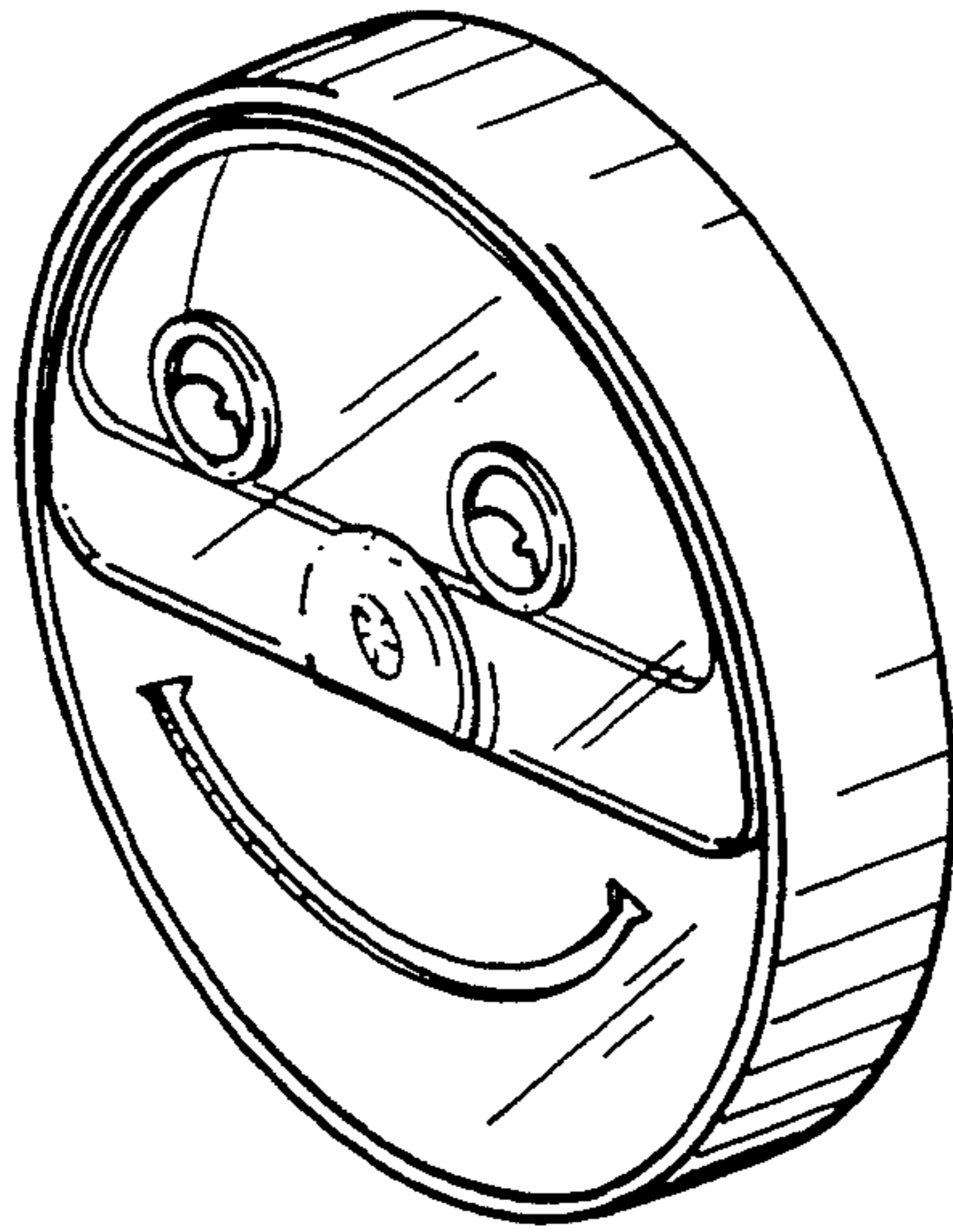


FIG. 1




FIG. 2




FIG. 3



FIG. 4



FIG. 5



FIG. 6



FIG. 7

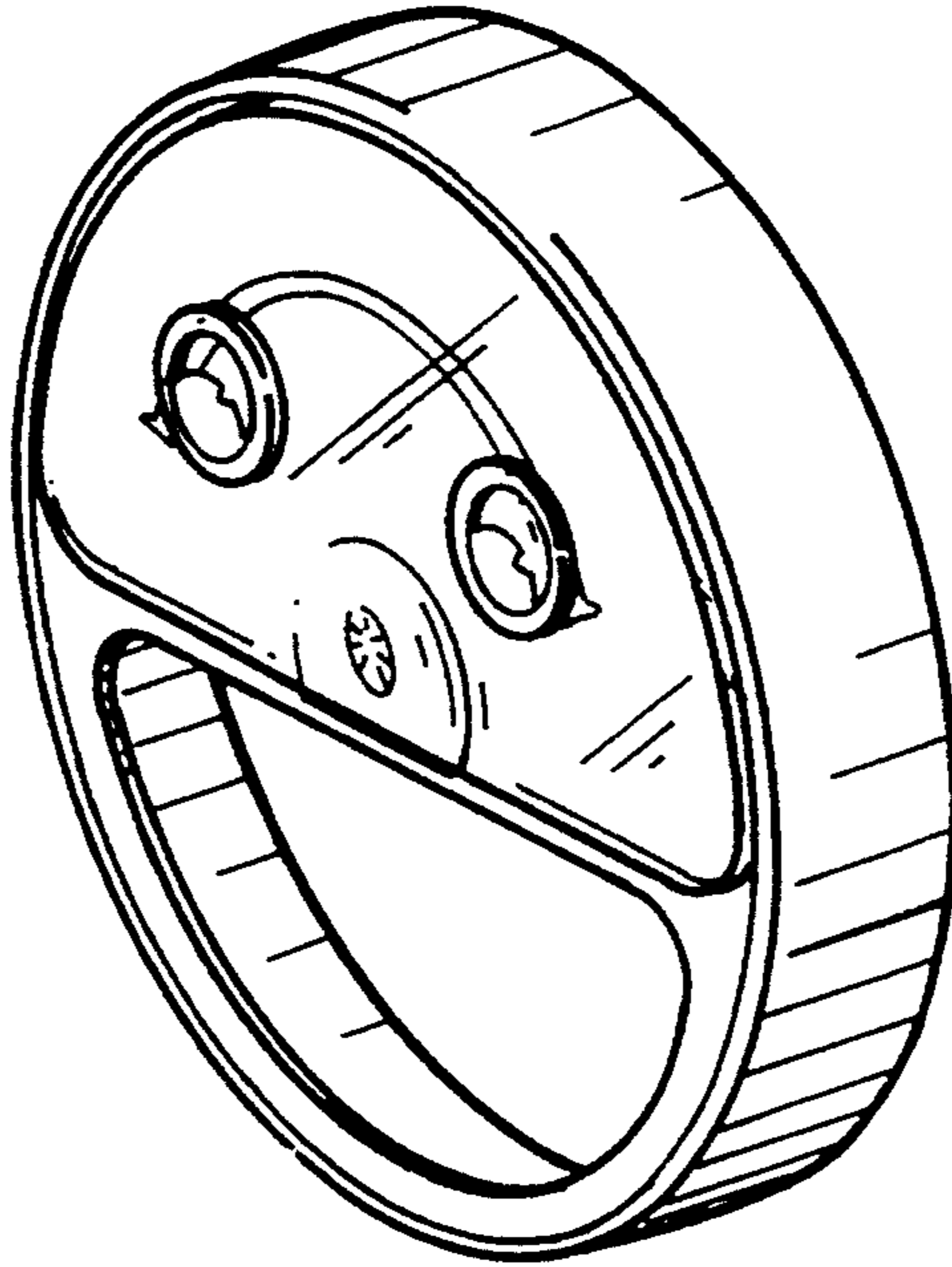


FIG. 8

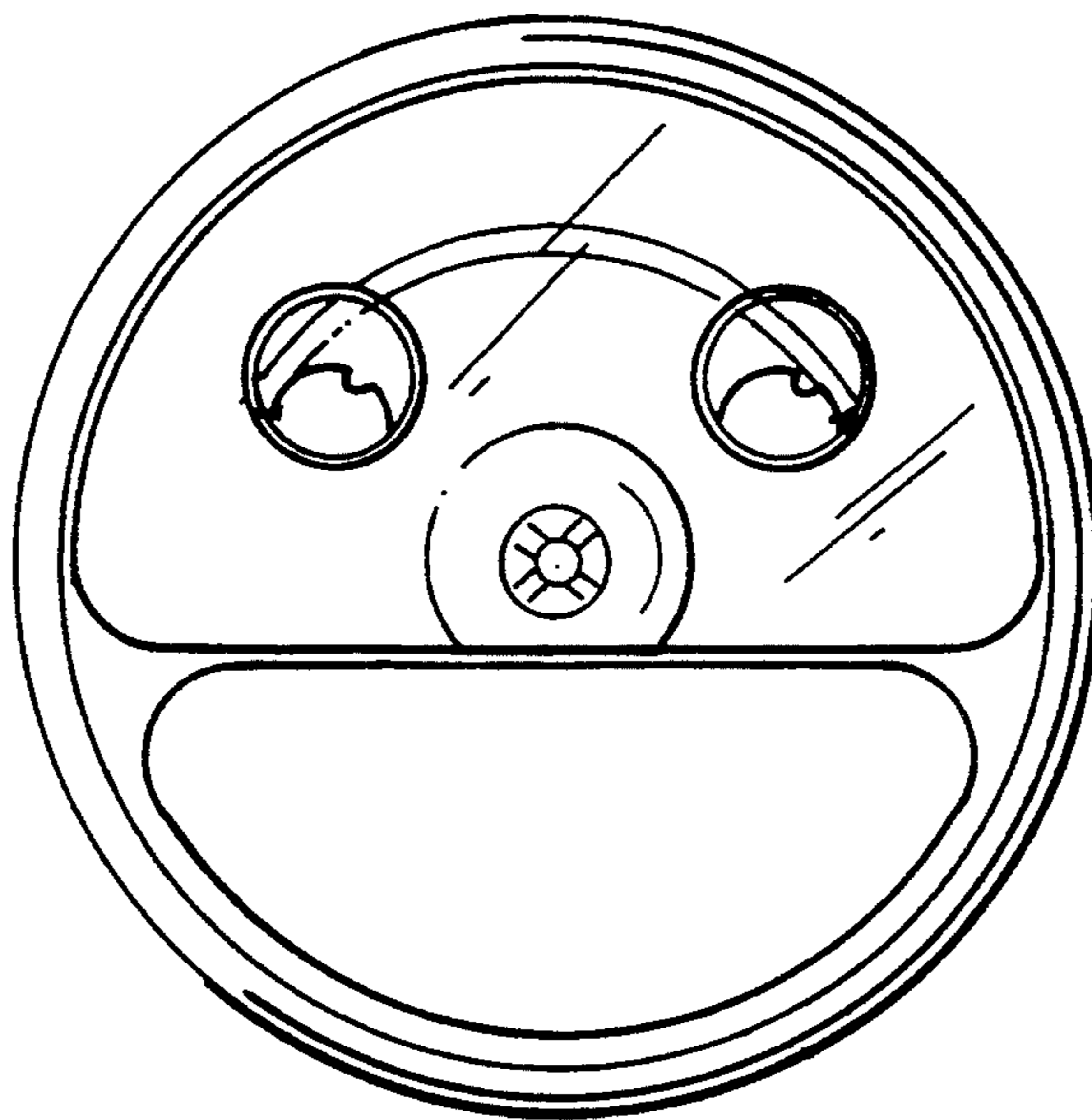


FIG. 9