



US00D350690S

# United States Patent [19] Herro

[11] Patent Number: **Des. 350,690**  
[45] Date of Patent: **\*\* Sep. 20, 1994**

[54] **BAG**  
[76] Inventor: **Ramzi M. Herro**, 430 Prince Arthur,  
West, #6, Montreal (Quebec) H2X  
1T2, Canada  
[\*\*] Term: **14 Years**  
[21] Appl. No.: **3,054**  
[22] Filed: **Dec. 31, 1992**  
[30] **Foreign Application Priority Data**  
Jul. 3, 1992 [CA] Canada ..... 03-07-92-02  
[52] **U.S. Cl.** ..... **D9/306; D9/302**  
[58] **Field of Search** ..... **D9/302, 305, 306, 415;**  
**206/206, 209, 158, 326, 565; 222/107, 215, 474,**  
**475, 527, 541; D24/115-117, 119, 224**

3,502,487 3/1970 Byrd ..... D9/305 X  
3,585,982 6/1971 Hollinshead ..... D9/415 X  
3,695,417 10/1972 Stoker, Jr. .... 206/45.31  
4,717,046 1/1988 Brogli ..... 222/107  
4,871,091 10/1989 Prezioski ..... 206/484 X  
4,921,137 5/1990 Heijenga ..... 222/107  
4,935,283 6/1990 Jamison ..... 222/107 X  
5,125,919 6/1992 Miller et al. .... 222/107 X

### OTHER PUBLICATIONS

Modern Packaging; Sep. 1953; p. 187.

*Primary Examiner*—Bernard Ansher

*Assistant Examiner*—M. Siegel

### [57] CLAIM

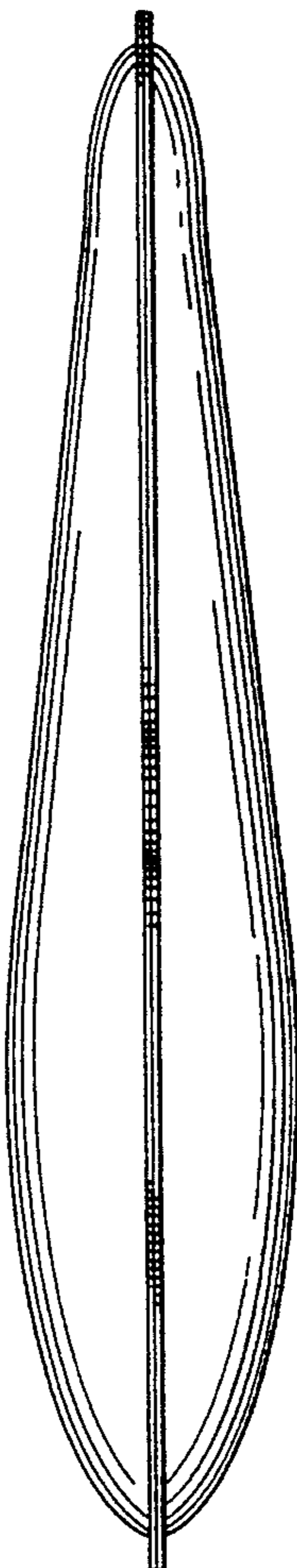
The ornamental design for a bag, as shown and described.

### DESCRIPTION

FIG. 1 is a front elevation view of a bag showing my new design;  
FIG. 2 is a right side view thereof;  
FIG. 3 is a left side view thereof;  
FIG. 4 is a top plan view thereof;  
FIG. 5 is a bottom plan view thereof; and,  
FIG. 6 is a perspective view thereof.

### [56] References Cited U.S. PATENT DOCUMENTS

D. 210,272 2/1968 Arcudi ..... D9/416  
D. 287,932 1/1987 Seward et al. .... D9/305  
D. 300,207 3/1989 Desbiens ..... D9/305  
D. 318,795 8/1991 Christine ..... D9/302  
D. 336,034 6/1993 Rebilas ..... D9/305  
D. 342,444 12/1993 Smith ..... D9/302



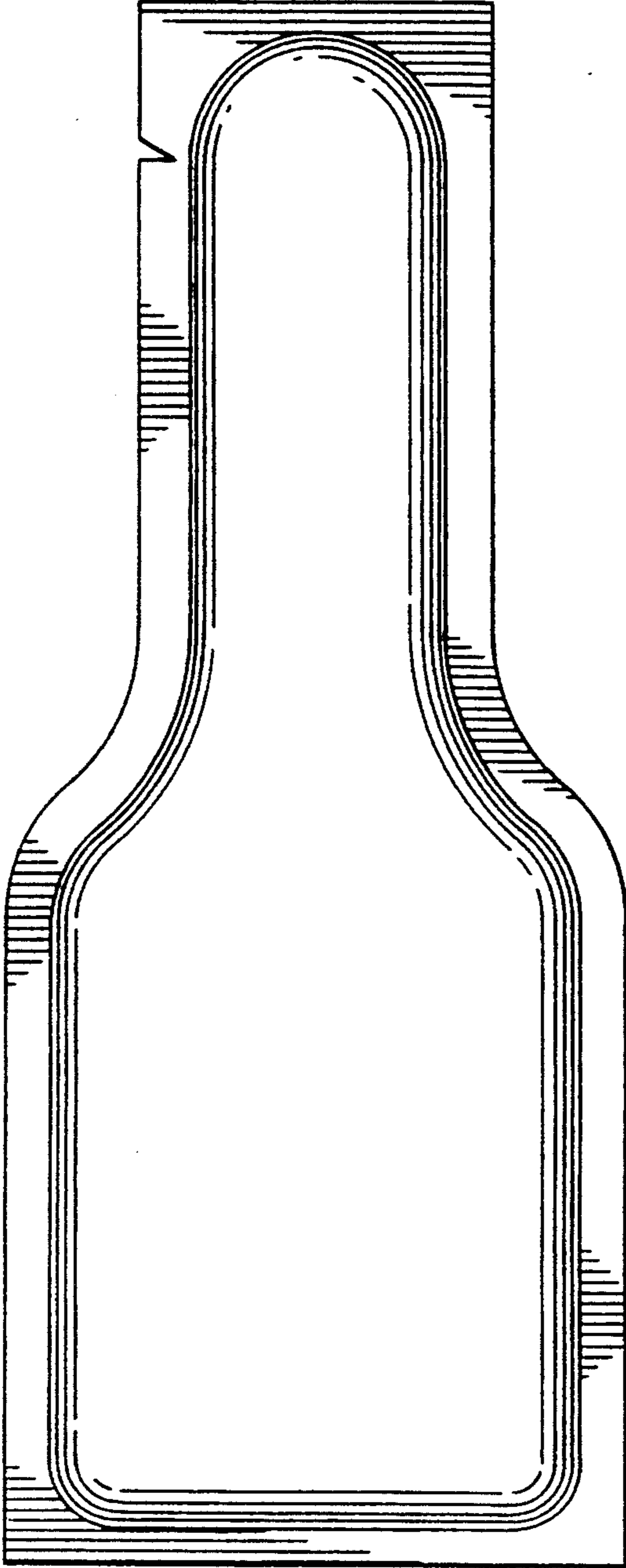


FIG. 1

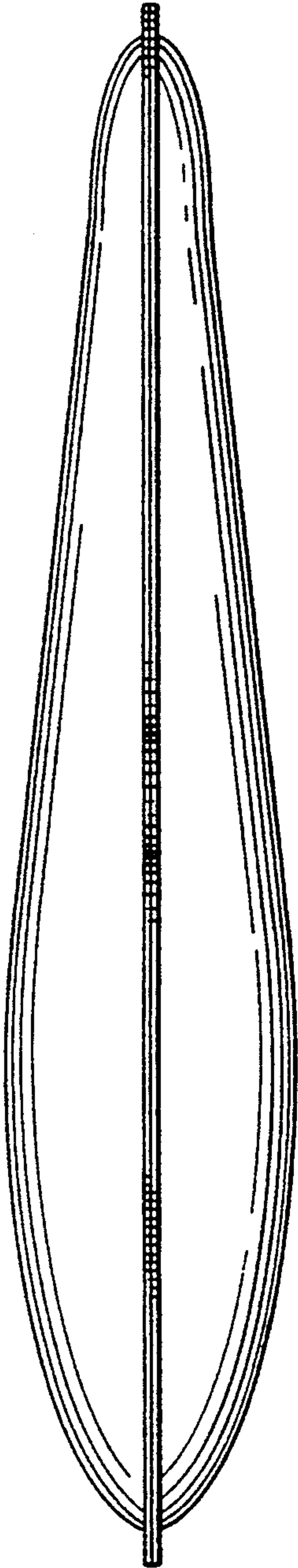


FIG. 2

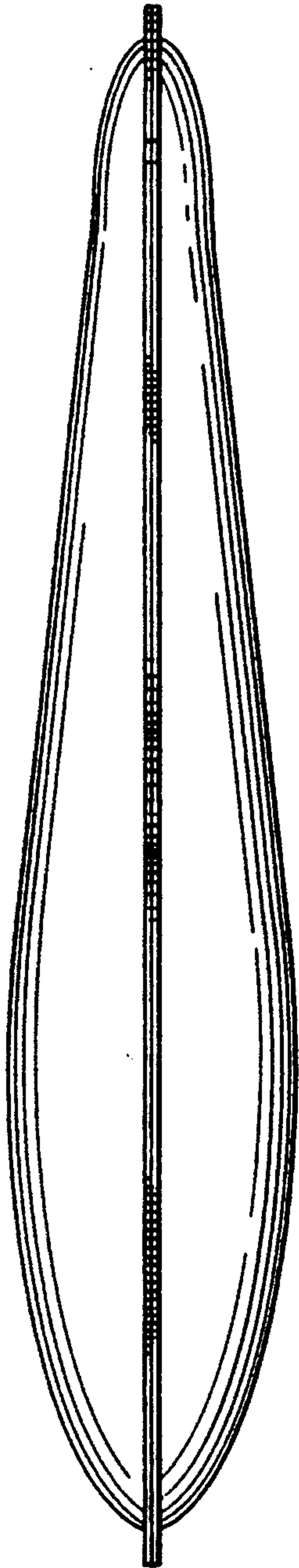


FIG. 3

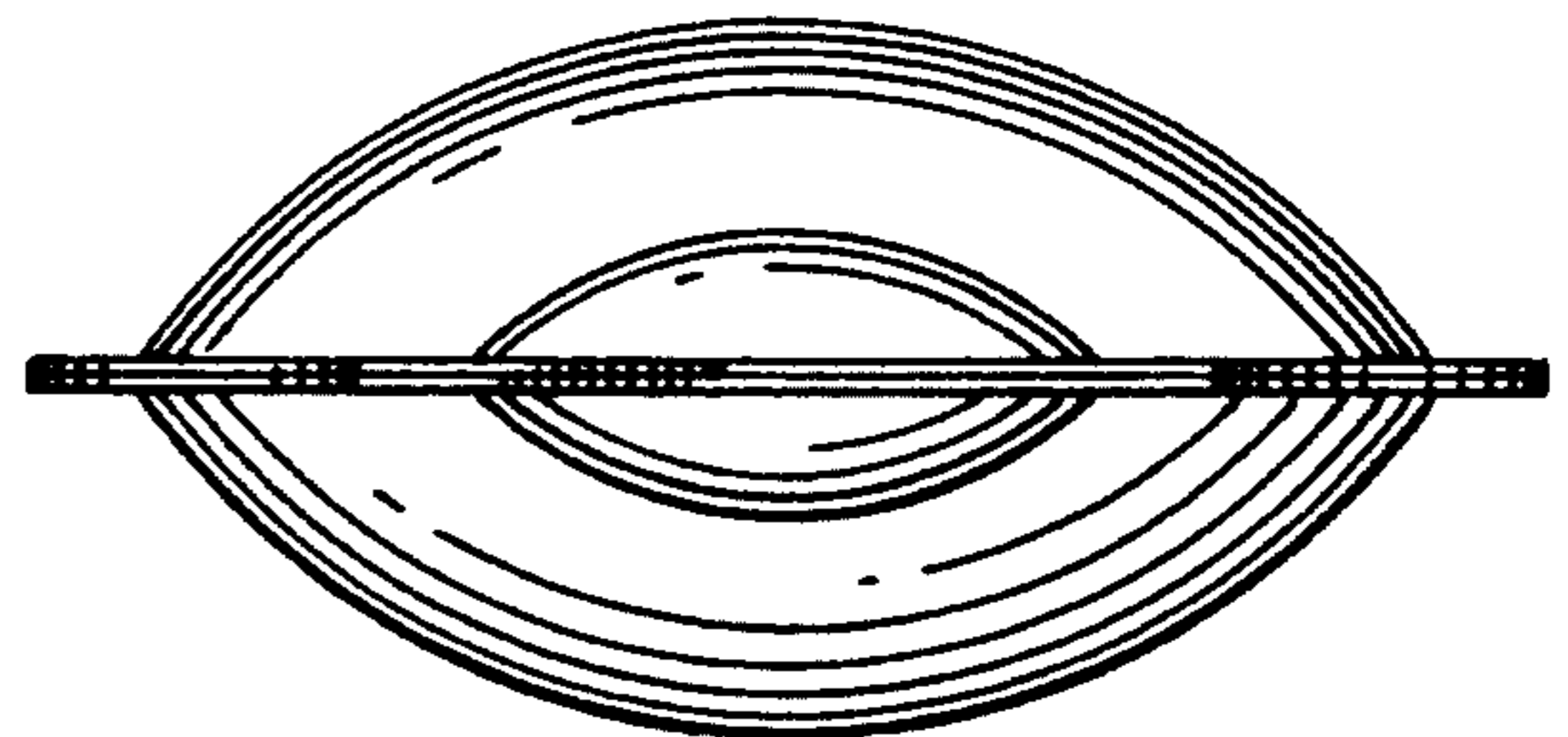


FIG. 4

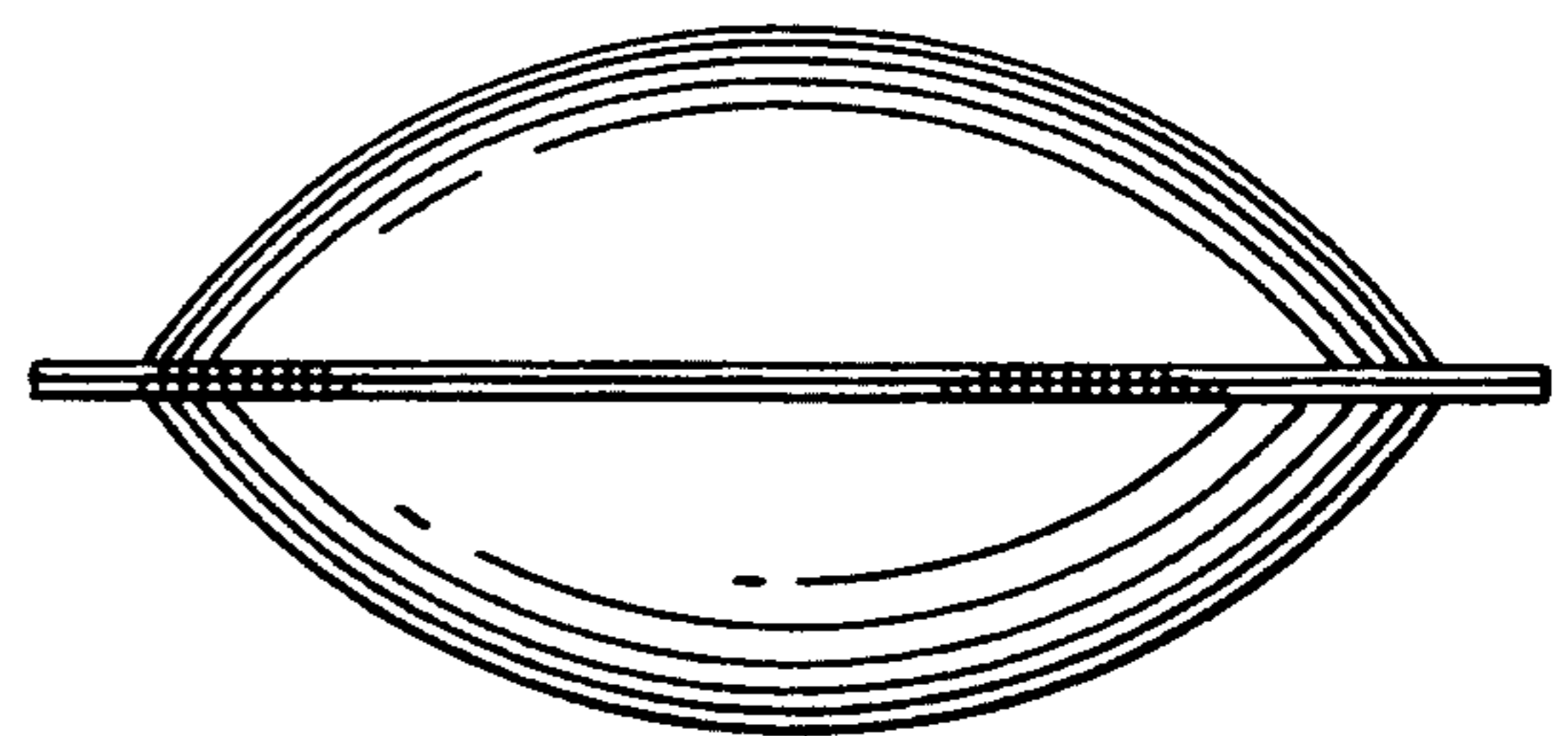


FIG. 5

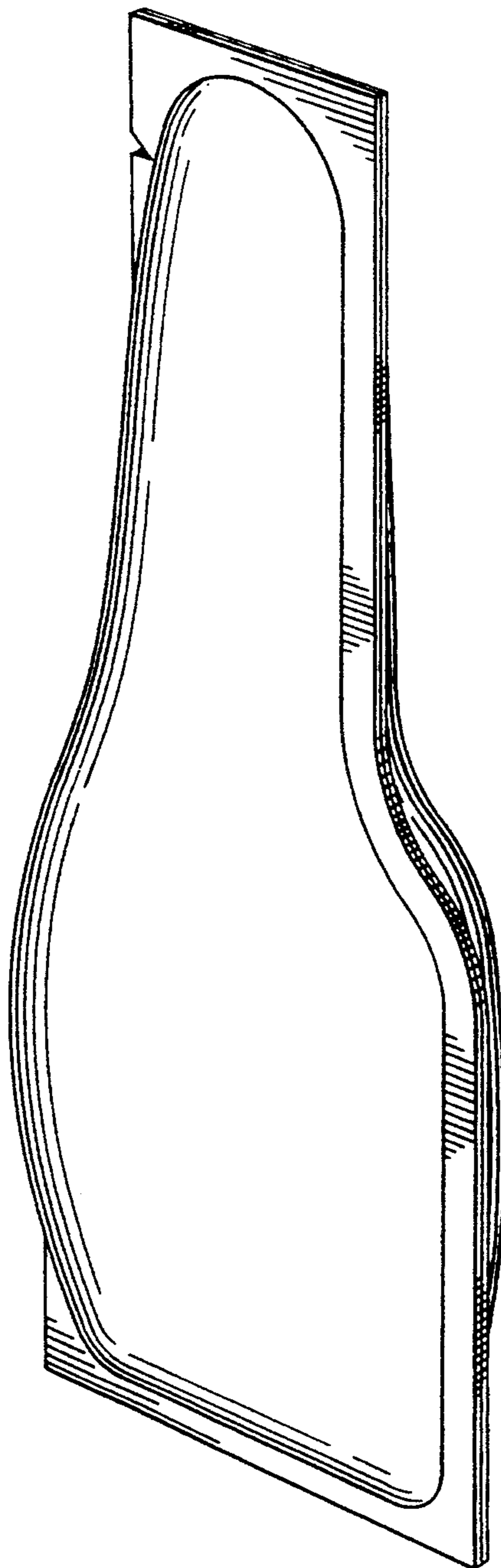


FIG. 6