



US00D350673S

United States Patent [19] Gong

[11] Patent Number: **Des. 350,673**

[45] Date of Patent: **** Sep. 20, 1994**

[54] **HANDLE FOR FLATWARE**

- [75] Inventor: **Rose Gong**, Brooklyn, N.Y.
- [73] Assignee: **Polo Ralph Lauren Corporation**, New York, N.Y.
- [**] Term: **14 Years**
- [21] Appl. No.: **3,419**
- [22] Filed: **Jan. 11, 1993**
- [52] U.S. Cl. **D7/654; D7/401.2; D7/663**
- [58] Field of Search **D7/654, 642, 645, 649, D7/653, 662, 683, 395, 401.2; 30/147-150, 322, 324**

References Cited

U.S. PATENT DOCUMENTS

| | | | | |
|------------|--------|-------------|-------|--------|
| D. 165,950 | 2/1952 | Wagner | | D7/662 |
| D. 207,245 | 3/1967 | Lynn | | D7/683 |
| D. 215,230 | 9/1969 | Fitzpatrick | | D7/395 |
| D. 215,231 | 9/1969 | Fitzpatrick | | D7/395 |
| D. 215,233 | 9/1969 | Fitzpatrick | | D7/395 |

OTHER PUBLICATIONS

Jeweler's Circular-Keystone Flatware Pattern Directory 1973; p. 21; Locket pattern.

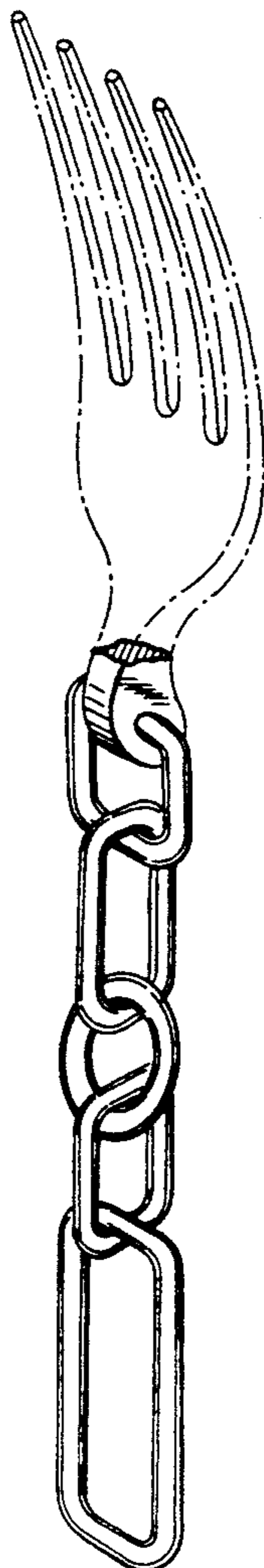
Primary Examiner—Alan P. Douglas
Assistant Examiner—Caron D. Veynar
Attorney, Agent, or Firm—Amster, Rothstein & Ebenstein

CLAIM

[57] The ornamental design for a handle for flatware, as shown and described.

DESCRIPTION

FIG. 1 is a perspective view of a handle for flatware from the top, one end and one side;
FIG. 2 is a top plan view, the bottom plan view being a mirror image thereof; and,
FIG. 3 is a left side elevational view, the right side elevational view being a mirror image thereof.
The broken line showing of a fork blade in FIGS. 1-3 is environmental only and forms no part of the claimed design.



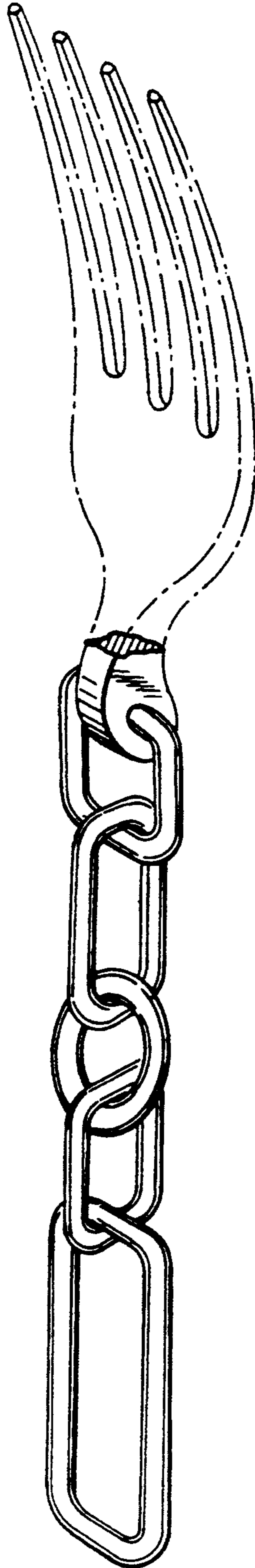


FIG. 1

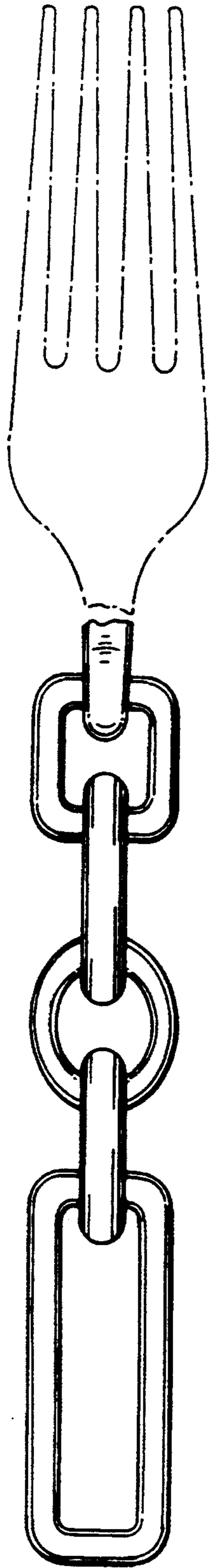


FIG. 2




FIG. 3