



US00D350661S

**United States Patent** [19]  
**Klein**

[11] **Patent Number: Des. 350,661**

[45] **Date of Patent: \*\* Sep. 20, 1994**

[54] **TABLE**

[75] **Inventor: Richard S. Klein, Los Angeles, Calif.**

[73] **Assignee: Cal-Style Furniture Mfg. Co.,  
Compton, Calif.**

[\*\*] **Term: 14 Years**

[21] **Appl. No.: 7,696**

[22] **Filed: Apr. 29, 1993**

[52] **U.S. Cl. .... D6/487; D6/484**

[58] **Field of Search .... D6/480-489,  
D6/495, 498, 499, 451; 108/153, 156, 167;  
248/188, 188.1, 188.7, 188.8**

[56] **References Cited**

**U.S. PATENT DOCUMENTS**

- D. 162,558 3/1951 Meek, Jr. .... D6/487
- D. 177,196 3/1956 Smith ..... D6/483 X
- D. 189,357 11/1960 Woodard ..... D6/487
- D. 290,796 7/1987 Becker ..... D6/486 X

**OTHER PUBLICATIONS**

Salterini, ©1948, p. 17, table at bottom.  
LaBarge p. 113A #4400 Table at lower left.

*Primary Examiner*—Nelson C. Holtje  
*Assistant Examiner*—J. E. Seeger  
*Attorney, Agent, or Firm*—Edgar A. Zarins; Malcolm L. Sutherland

[57] **CLAIM**

The ornamental design for a table, as shown and described.

**DESCRIPTION**

FIG. 1 is a perspective view of a table showing my new design;

FIG. 2 is an end view thereof, the opposite end being a mirror image of the side shown;

FIG. 3 is a top plan view thereof; and,

FIG. 4 is a side view thereof, the opposite side being a mirror image of the side shown.



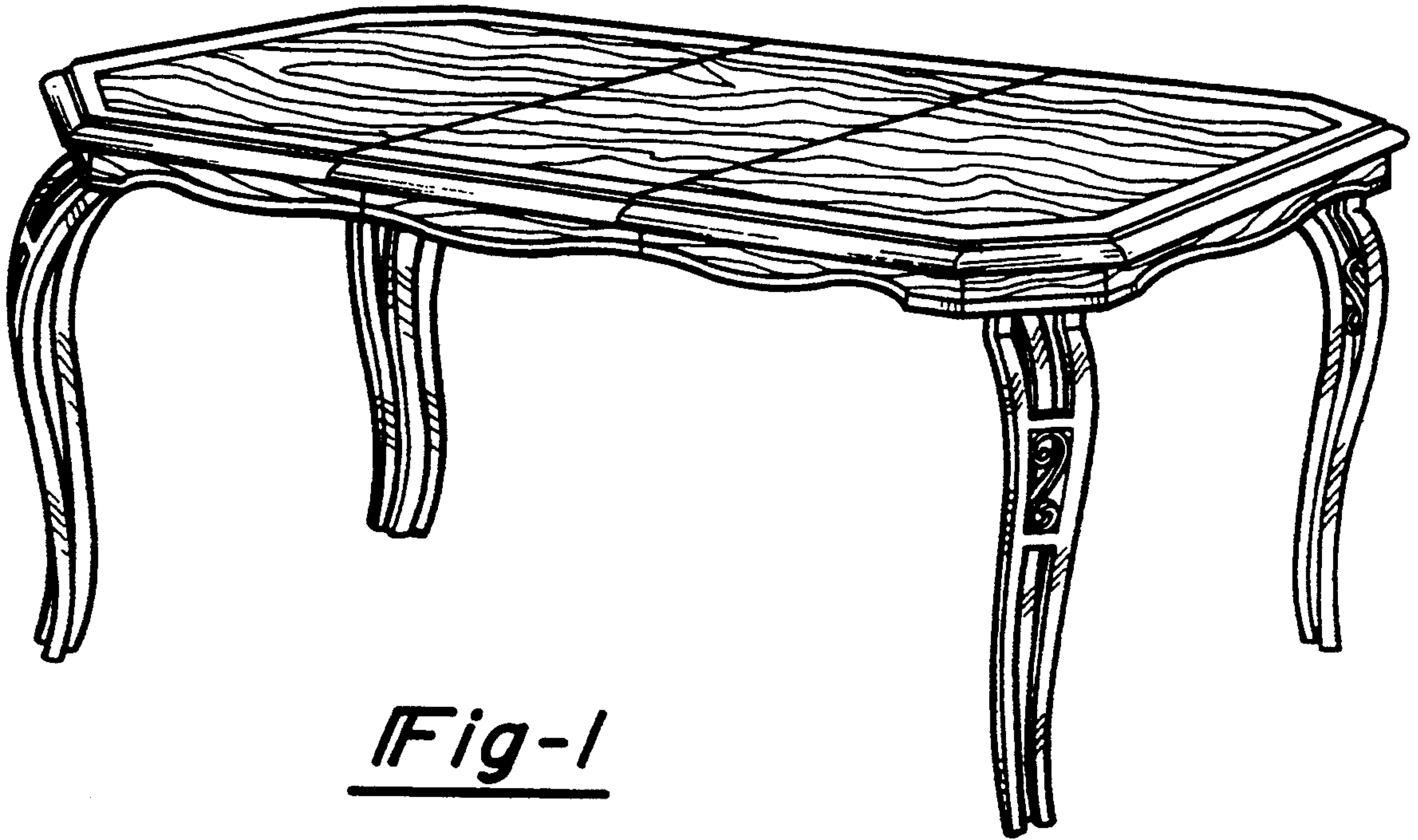


Fig-1




Fig-2

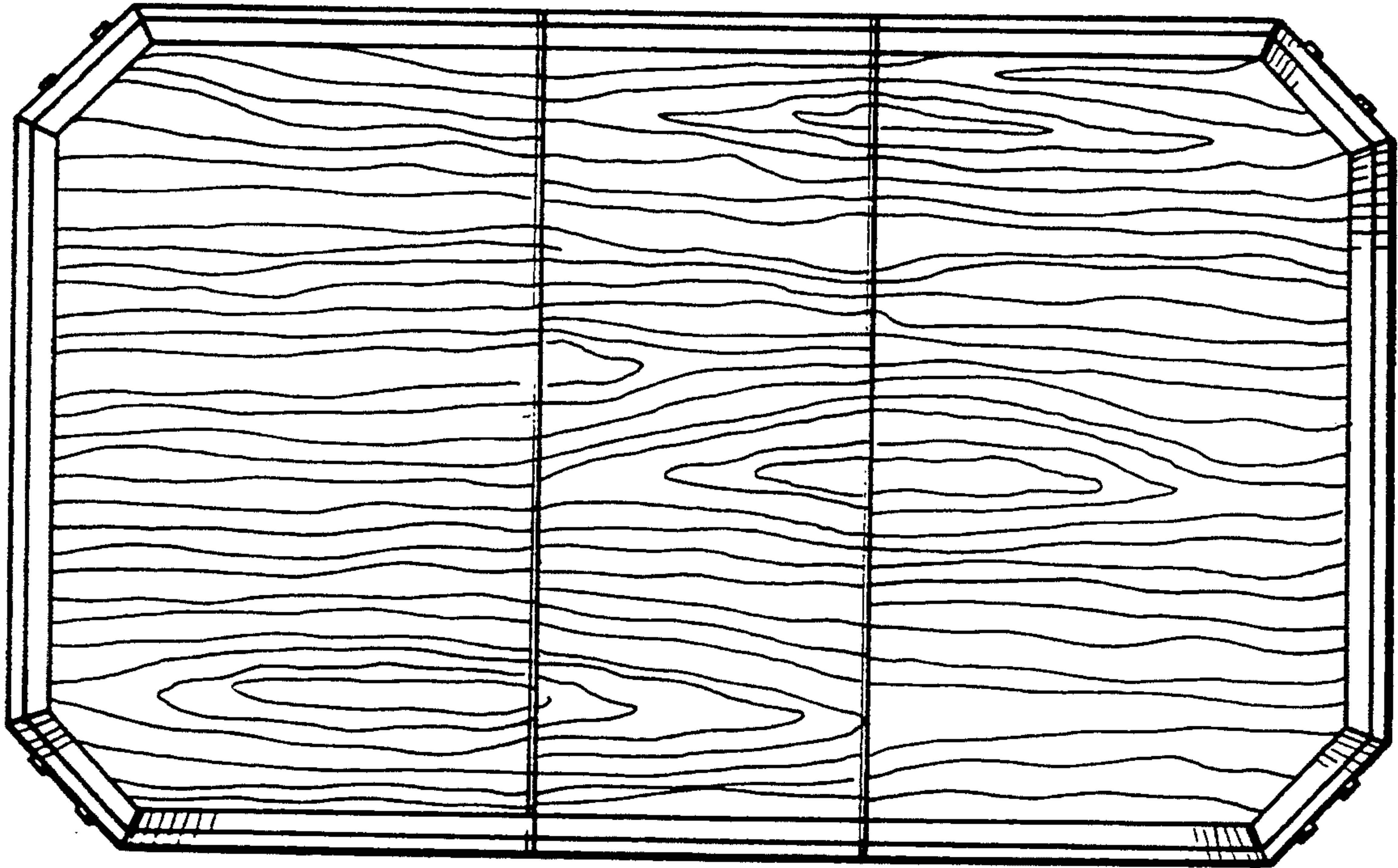


Fig-3

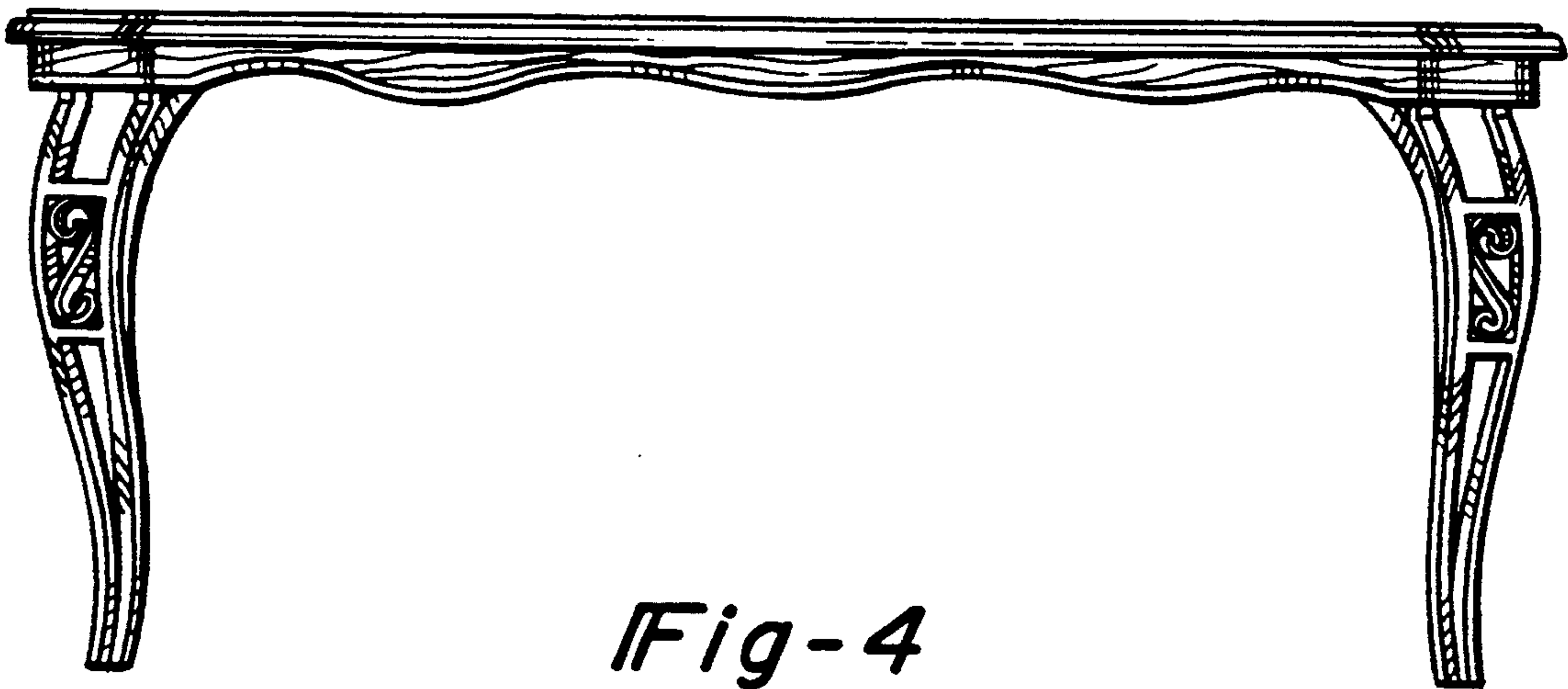


Fig-4