



US00D350641S

# United States Patent [19]

[11] Patent Number: **Des. 350,641**

Kayano et al.

[45] Date of Patent: **\*\* Sep. 20, 1994**

[54] **SHOE SOLE**

D. 342,606 12/1993 Cotsidas ..... D2/957 X

[75] Inventors: **Toshikazu Kayano**, Hyogo, Japan;  
**Yoshiaki Hase**, Irvine, Calif.

D. 344,173 2/1994 Dolinsky ..... D2/953

4,641,438 2/1987 Laird et al. .... D2/959 X

[73] Assignee: **Asics Corporation**, Hyogo, Japan

*Primary Examiner*—Louis S. Zarfes

*Attorney, Agent, or Firm*—Nixon & Vanderhye

[\*\*] Term: **14 Years**

[57] **CLAIM**

[21] Appl. No.: **9,869**

The ornamental design for a shoe sole, as shown and described.

[22] Filed: **Jun. 25, 1993**

[30] **Foreign Application Priority Data**

**DESCRIPTION**

Dec. 28, 1992 [JP] Japan ..... 4-38605

FIG. 1 is an illustrative view in a position of use. The broken line showing of the shoe in FIG. 1 is for illustrative purposes only and forms no part of the claimed design;

[52] U.S. Cl. .... **D2/959**; D2/953

FIG. 2 is a left side elevational view thereof;

[58] Field of Search ..... D2/896, 946, 947, 959,  
D2/951-956, 957; 36/25 R, 30 R, 32 R, 59 R,  
59 C, 83, 84, 89, 102-107, 112-114, 132, 136

FIG. 3 is a front elevational view thereof;

[56] **References Cited**

FIG. 4 is a right side elevational view thereof;

**U.S. PATENT DOCUMENTS**

FIG. 5 is a rear elevational view thereof;


D. 334,654 4/1993 May ..... D2/954

FIG. 6 is a top plan view thereof;


D. 338,325 8/1993 Avar ..... D2/954

FIG. 7 is a bottom plan view thereof; and,

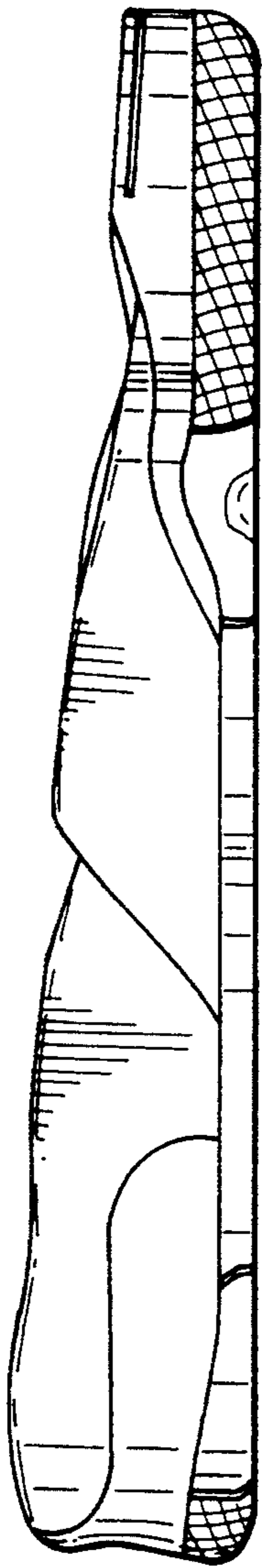
FIG. 8 is a perspective view thereof.



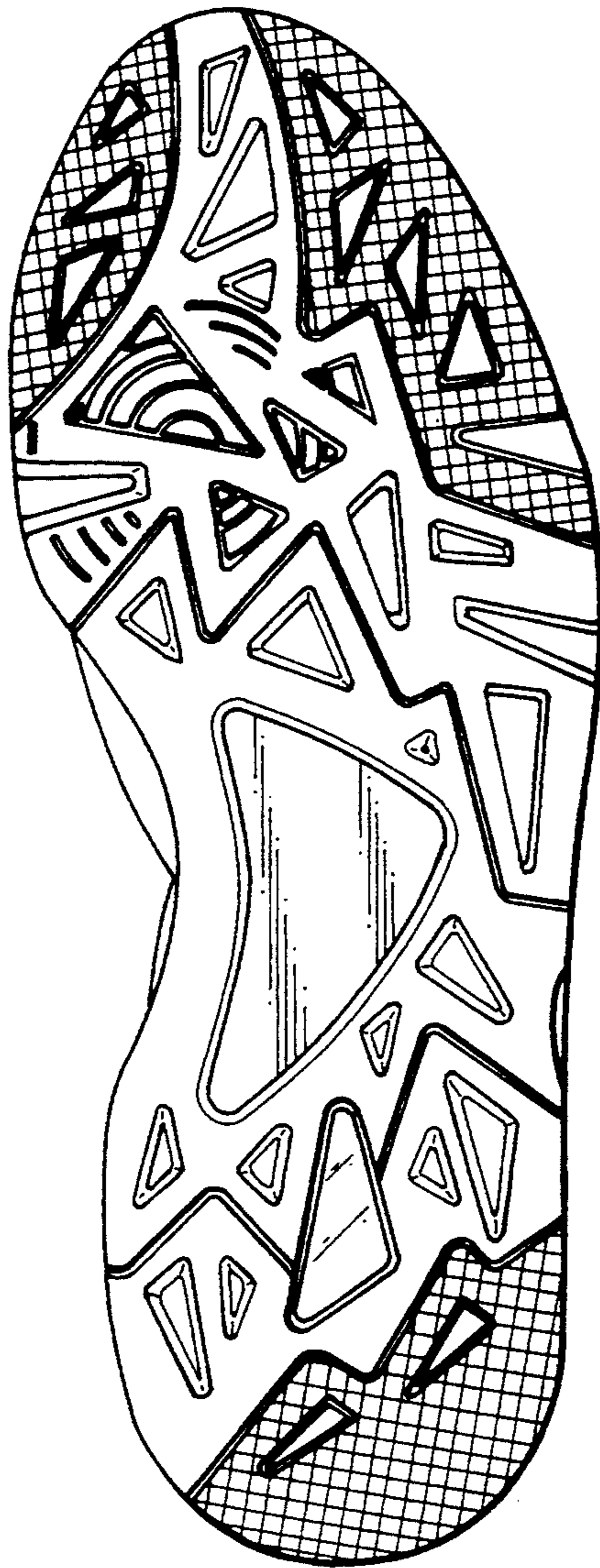
*Fig. 1*



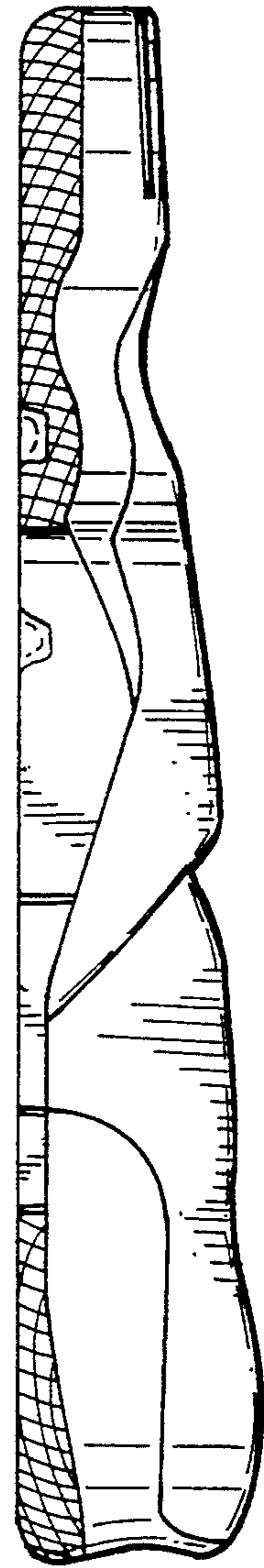
*Fig. 2*



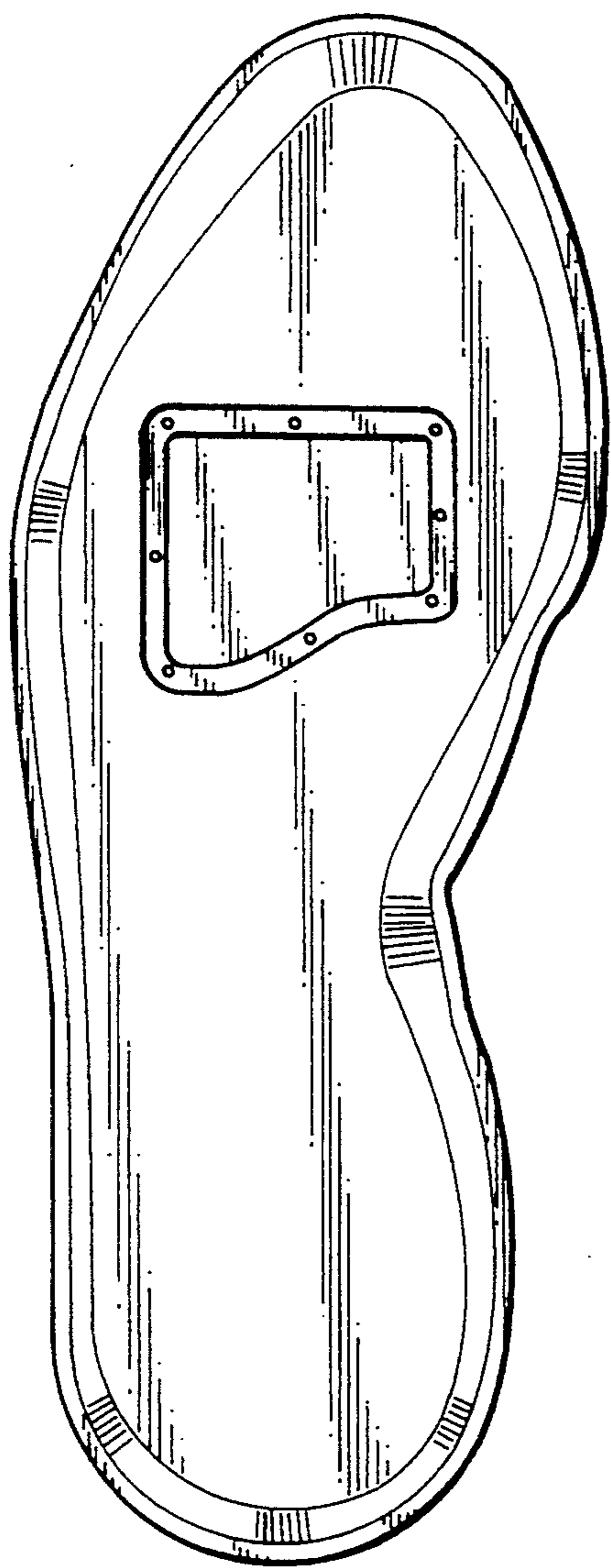
*Fig. 3*



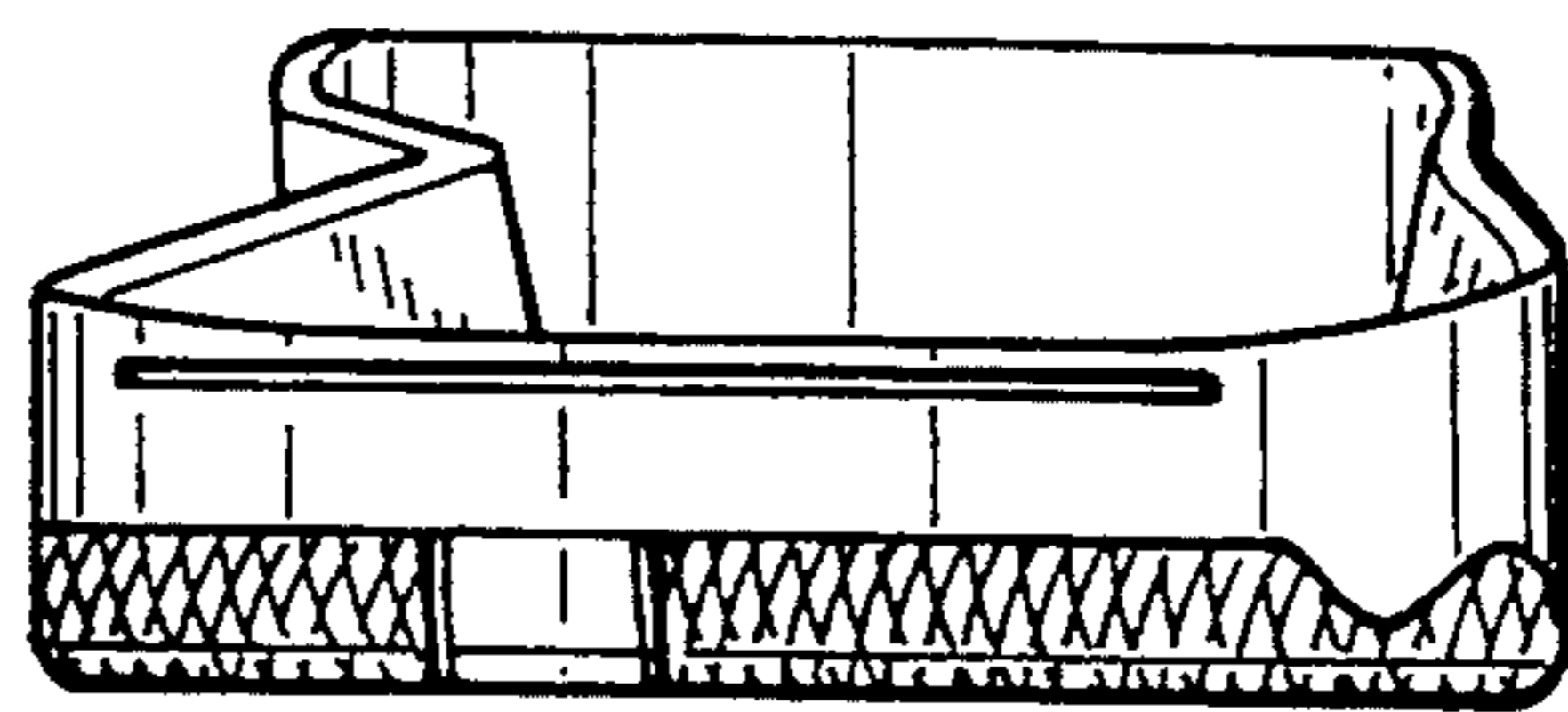
*Fig. 4*



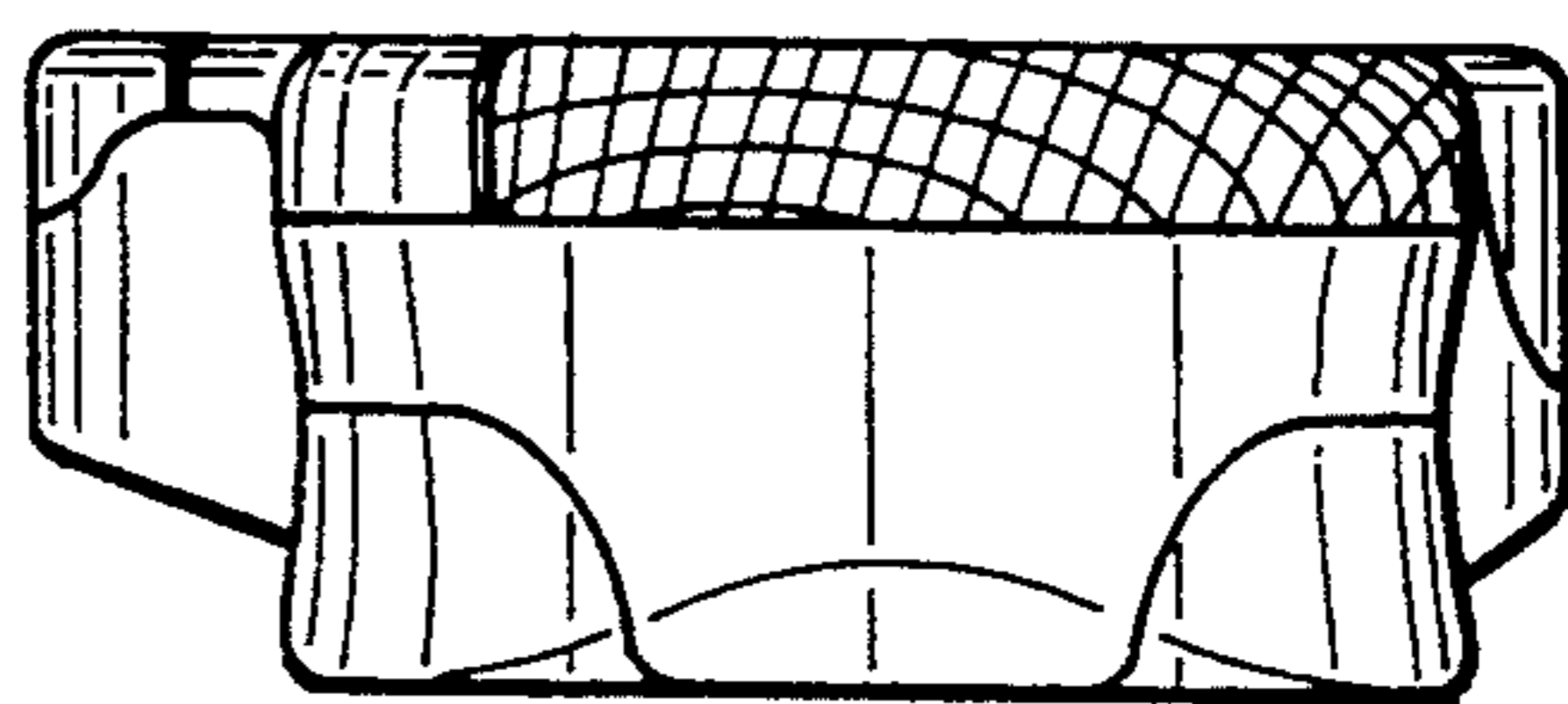
*Fig. 5*



*Fig. 6*



*Fig. 7*



*Fig. 8*

