



US00D350638S

# United States Patent [19]

[11] Patent Number: **Des. 350,638**

Yoshikawa et al.

[45] Date of Patent: **\*\* Sep. 20, 1994**

[54] **SHOE SOLE**

[56]

### References Cited

#### U.S. PATENT DOCUMENTS

[75] Inventors: **Kazumasa Yoshikawa, Osaka;**  
**Toshikazu Kayano, Akashi, both of**  
Japan

D. 308,748 6/1990 Arai ..... D2/957  
D. 319,726 9/1991 Lucas ..... D2/960  
D. 342,606 12/1993 Cotsidas ..... D2/957 X  
D. 343,726 2/1994 Kawasaki ..... D2/960

[73] Assignee: **Asics Corporation, Hyogo, Japan**

*Primary Examiner*—Louis S. Zarfaz  
*Attorney, Agent, or Firm*—Nixon & Vanderhye

[\*\*] Term: **14 Years**

[57]

### CLAIM

The ornamental design for a shoe sole, as shown and described.

[21] Appl. No.: **9,888**

### DESCRIPTION

[22] Filed: **Jun. 25, 1993**

FIG. 1 is an illustrative view in a position of use. The broken line showing of the shoe in FIG. 1 is for illustrative purposes only and forms no part of the claimed design;

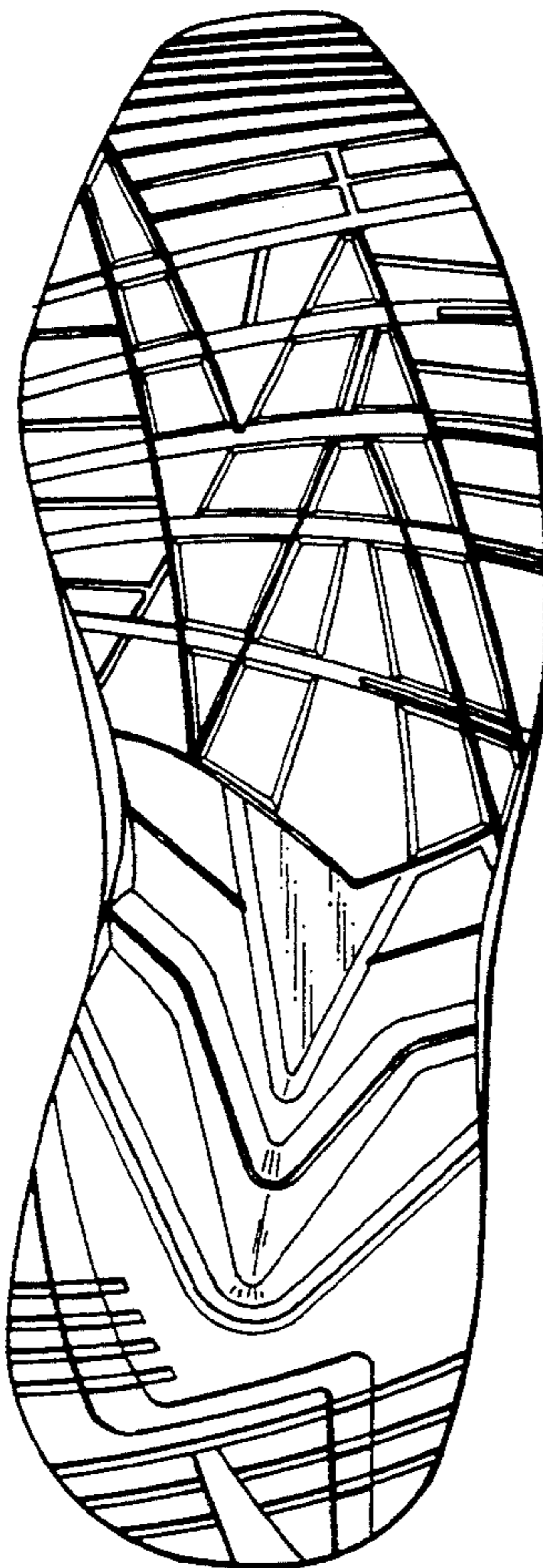
### [30] Foreign Application Priority Data

Dec. 28, 1992 [JP] Japan ..... 4-38610


[52] U.S. Cl. .... **D2/953; D2/957;**  
D2/960

FIG. 2 is a left side elevational view thereof;  
FIG. 3 is a front elevational view thereof;  
FIG. 4 is a right side elevational view thereof;  
FIG. 5 is a rear elevational view thereof;  
FIG. 6 is a top plan view thereof;  
FIG. 7 is a bottom plan view thereof; and,  
FIG. 8 is a perspective view thereof.

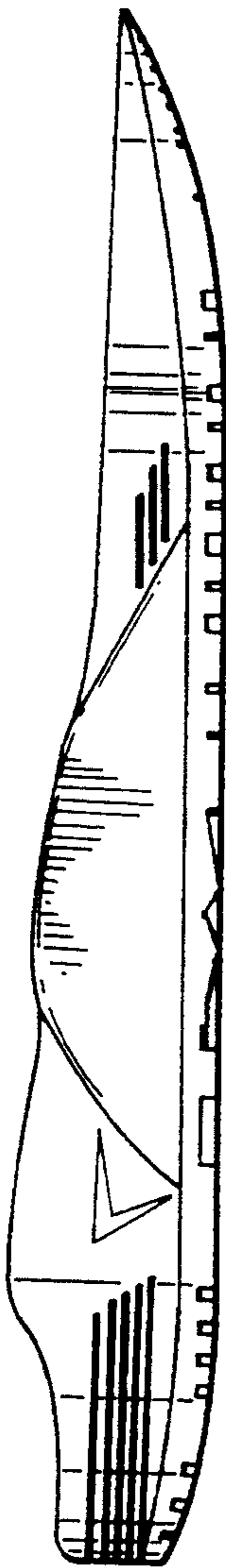
[58] Field of Search ..... D2/896, 947, 946, 951,  
D2/953, 957, 959, 960; 36/25 R, 30 R, 32 R, 59  
R, 59 C, 83, 84, 89, 102-107, 112-114, 132, 137



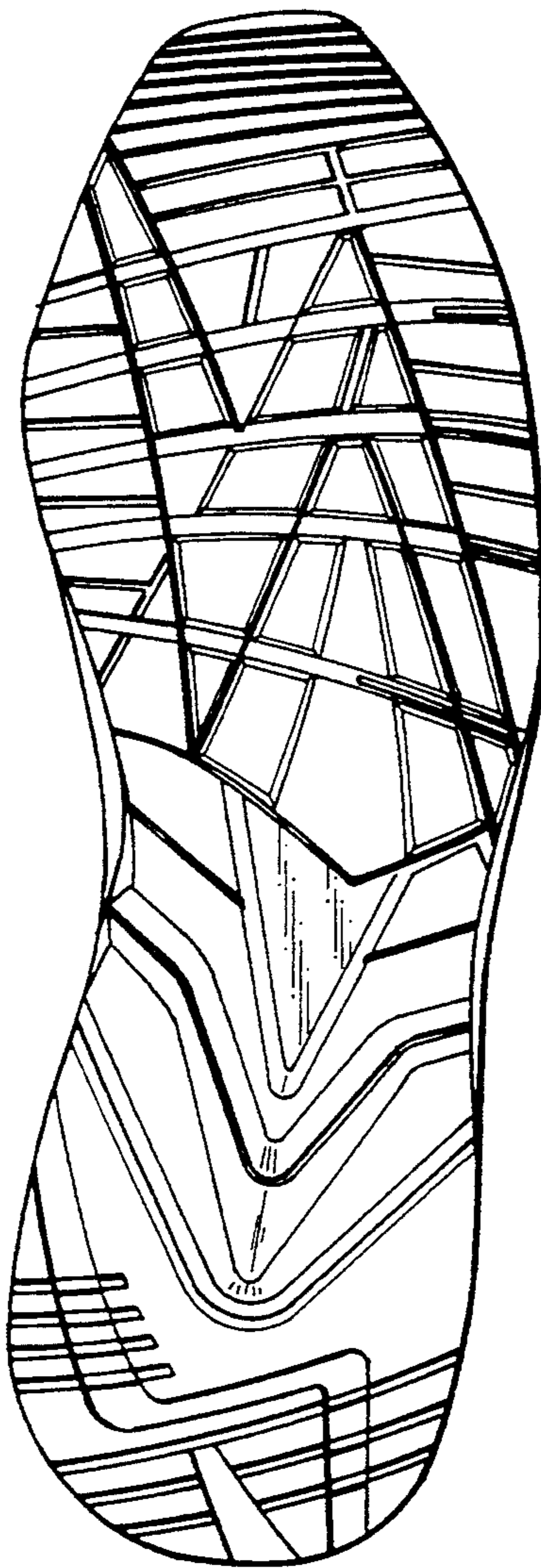
*Fig. 1*



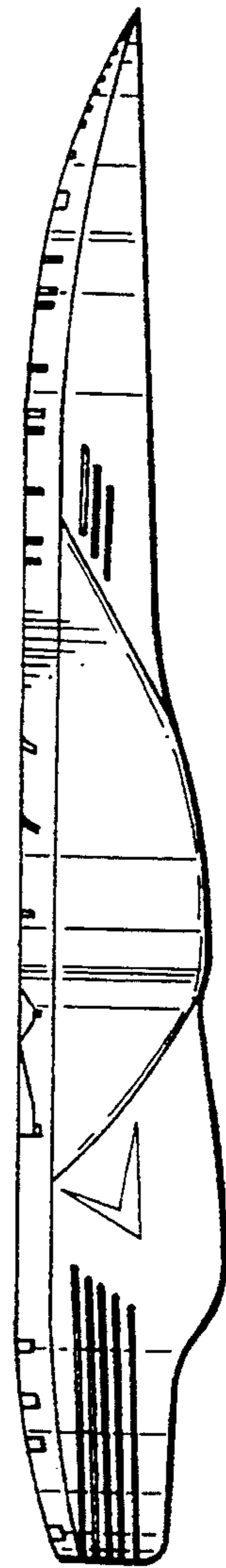
*Fig. 2*



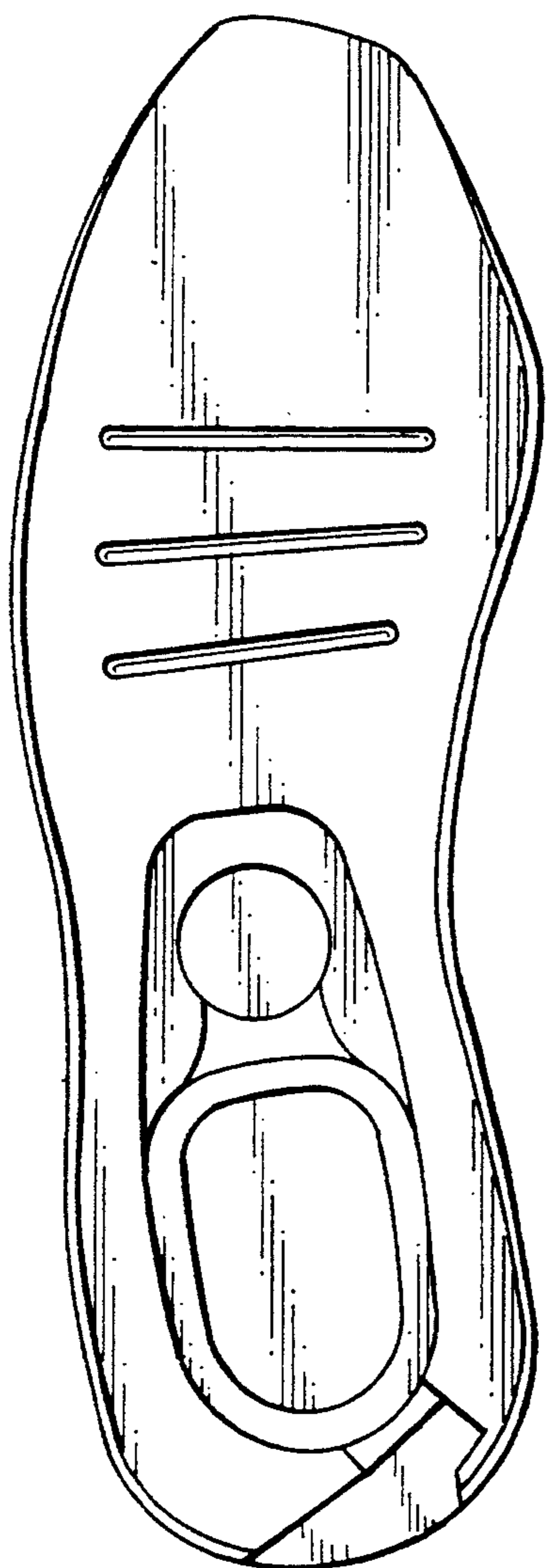
*Fig. 3*




*Fig. 4*




*Fig. 5*



*Fig. 6*



*Fig. 7*



*Fig. 8*

