



US00D350630S

# United States Patent [19] Smith

[11] Patent Number: **Des. 350,630**

[45] Date of Patent: **\*\* Sep. 13, 1994**

[54] **GOLF CLUB CLEANER**

[76] Inventor: **Eric L. Smith**, 638 Potomac Ave.,  
Hagerstown, Md. 21740

[\*\*] Term: **14 Years**

[21] Appl. No.: **3,249**

[22] Filed: **Jan. 4, 1993**

[52] U.S. Cl. .... **D32/1**

[58] Field of Search ..... **D3/37, 100; D4/124;  
D9/307; 15/21.2; D21/234, 205; D11/157;  
D32/43, 1**

2,840,842 7/1958 Kaheny ..... D21/205 X  
 3,006,009 10/1961 Hoffecker ..... D21/234 X  
 3,758,912 9/1973 Shibuya et al. .... 15/21.2 X  
 5,004,239 4/1991 Wettstein ..... 15/21.2

### FOREIGN PATENT DOCUMENTS

12853 of 1908 United Kingdom ..... 15/21.2

*Primary Examiner*—A. Hugo Word  
*Assistant Examiner*—Doris V. Coles

### [57] CLAIM

The ornamental design for a golf club cleaner, as shown and described.

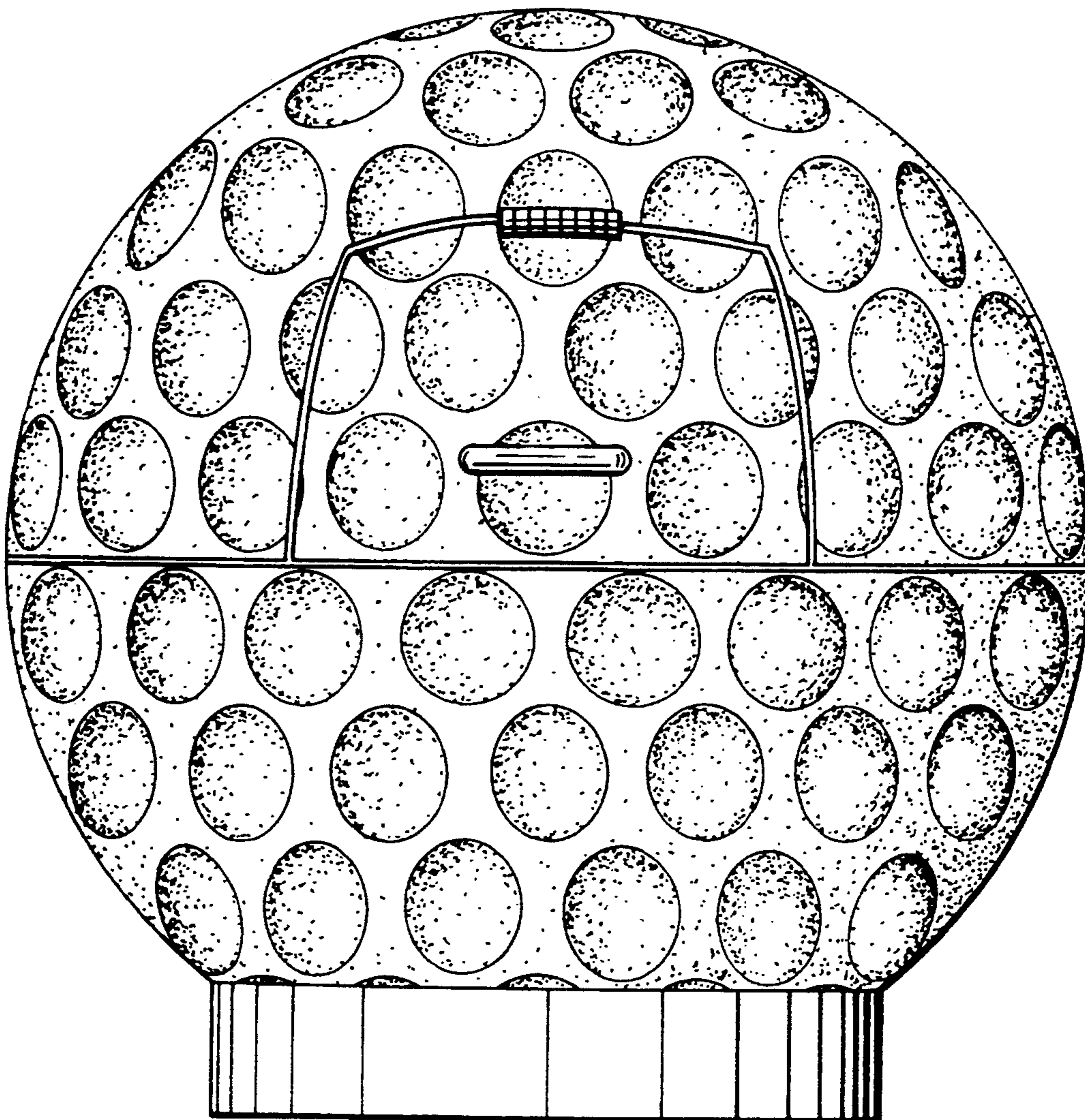
### [56] References Cited

#### U.S. PATENT DOCUMENTS

D. 150,218 7/1948 Fournier ..... D21/234  
 D. 275,780 10/1984 Pearson ..... D21/205 X  
 D. 327,376 6/1992 Piccamiglio ..... D21/205 X  
 D. 329,485 9/1992 Hollinger ..... D4/124 X  
 1,710,816 4/1929 Evans ..... 15/21.2

### DESCRIPTION

FIG. 1 is a front elevational view of a golf equipment cleaner, showing my new design;  
 FIG. 2 is a side elevational view, the opposite side being a mirror image thereof; and,  
 FIG. 3 is a rear elevational view.  
 The bottom is plain and unadorned.



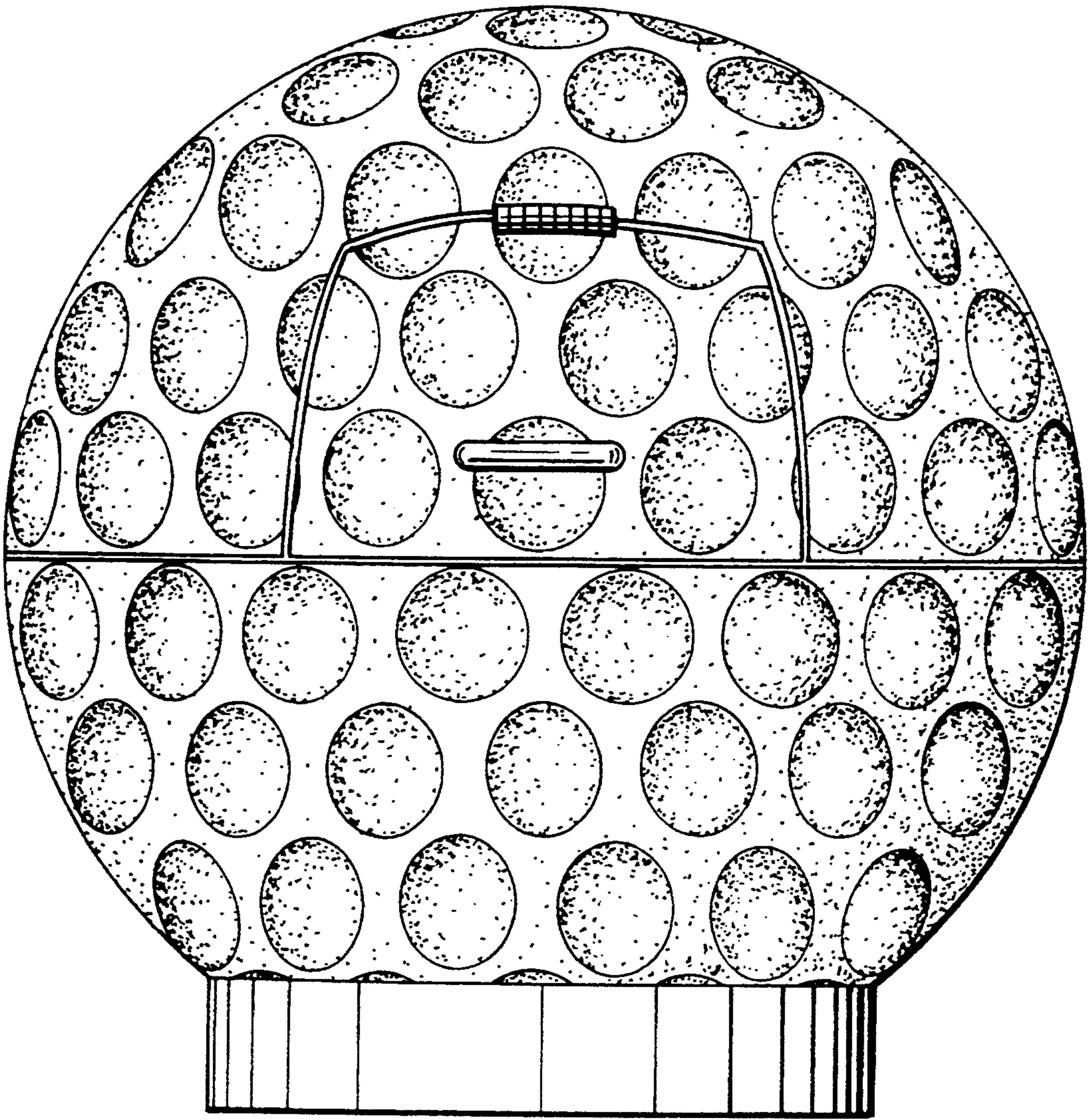


FIG. 1

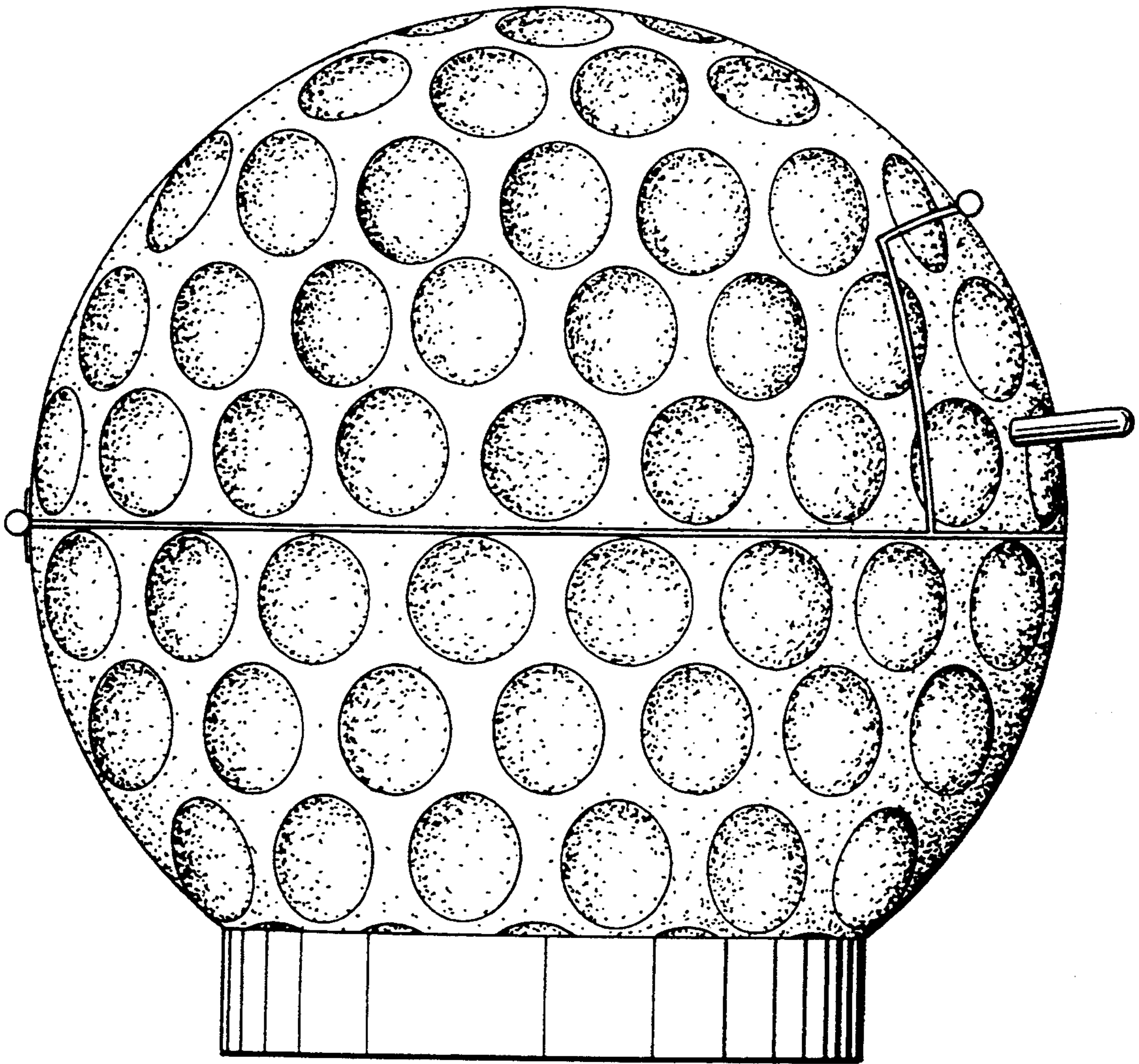


FIG. 2

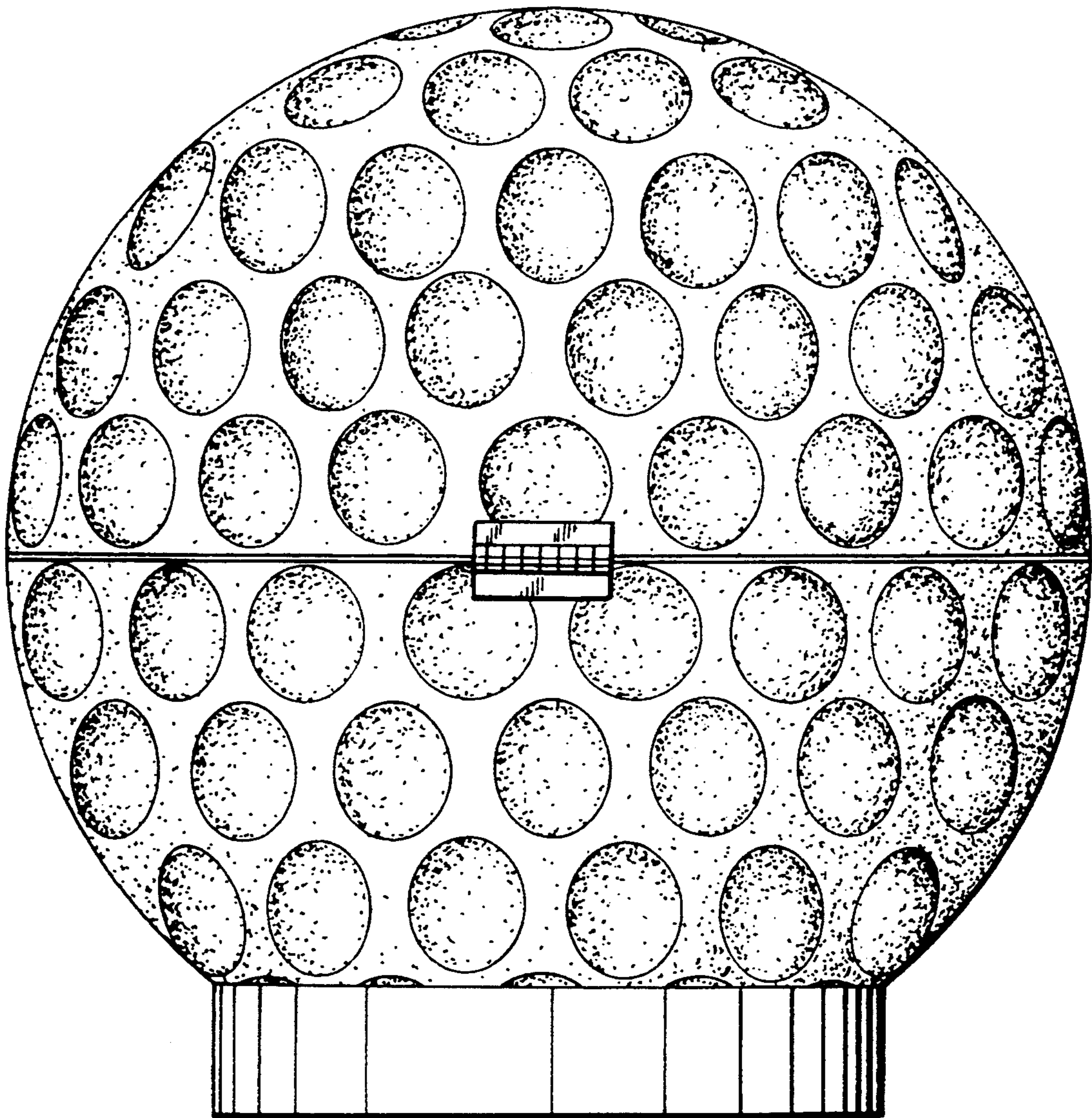


FIG. 3