



US00D350628S

# United States Patent [19]

[11] Patent Number: **Des. 350,628**

**Williams**

[45] Date of Patent: **\*\* Sep. 13, 1994**

[54] **COMBINED DOG LEASH AND BELT**

4,676,198 6/1987 Murray ..... 119/771

[76] Inventor: **Paula Williams**, 1632 Taylor Ave.,  
Utica, N.Y. 13501

4,879,972 11/1989 Crowe et al. .... 119/792

4,932,362 6/1990 Birchmire ..... 119/772

5,038,719 8/1991 McDonough ..... 119/772

[\*\*] Term: **14 Years**

*Primary Examiner*—Cathy Anne MacCormac  
*Attorney, Agent, or Firm*—Katherine McGuire

[21] Appl. No.: **6,875**

## [57] CLAIM

[22] Filed: **Apr. 9, 1993**

The ornamental design for combined dog leash and belt,  
as shown and described.

[52] U.S. Cl. .... **D30/153**

[58] Field of Search ..... 119/792, 771, 795, 798,  
119/770, 797, 857; 2/311, 312; 224/256, 267,  
184, 224, 254, 269, 0.5; 54/34; D30/150-154,  
151; D29/10, 11

## DESCRIPTION

### [56] References Cited

#### U.S. PATENT DOCUMENTS

2,212,746	8/1940	Numm	119/770
2,275,983	3/1942	Nadeau	119/770
2,333,488	11/1943	Parth	119/776
2,861,547	11/1958	Dale	119/797
3,295,501	1/1967	Riley	119/770
3,752,127	8/1973	Baker	119/797
4,424,040	1/1984	Buchheister et al.	119/770
4,601,161	7/1986	Drellich	D29/10
4,638,764	1/1987	Anderson	119/770
4,667,624	5/1987	Smith	119/770

FIG. 1 is a perspective view of a combined dog leash and belt embodying my new design with one end of the leash portion thereof shown attached to a dog and the belt portion thereof shown attached to a jogger with both the dog and jogger being shown in phantom and not intended as a part of my design;

FIG. 2 is a perspective view of my combined dog leash and belt;

FIG. 3 is a side elevational view thereof with the leash end thereof shown folded back toward the belt end thereof;

FIG. 4 is an elevational view of the opposite side thereof; and,

FIG. 5 is a plan view thereof.

The broken lines in FIGS. 2, 3 and 4 represent stitching.





FIG. 1

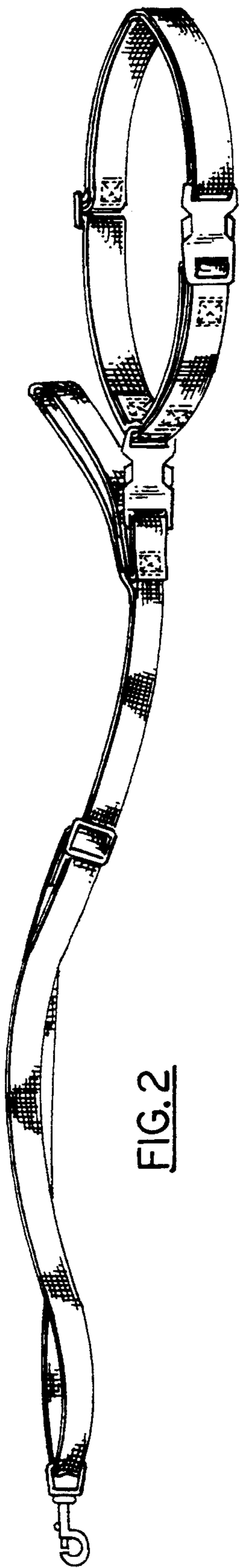


FIG. 2

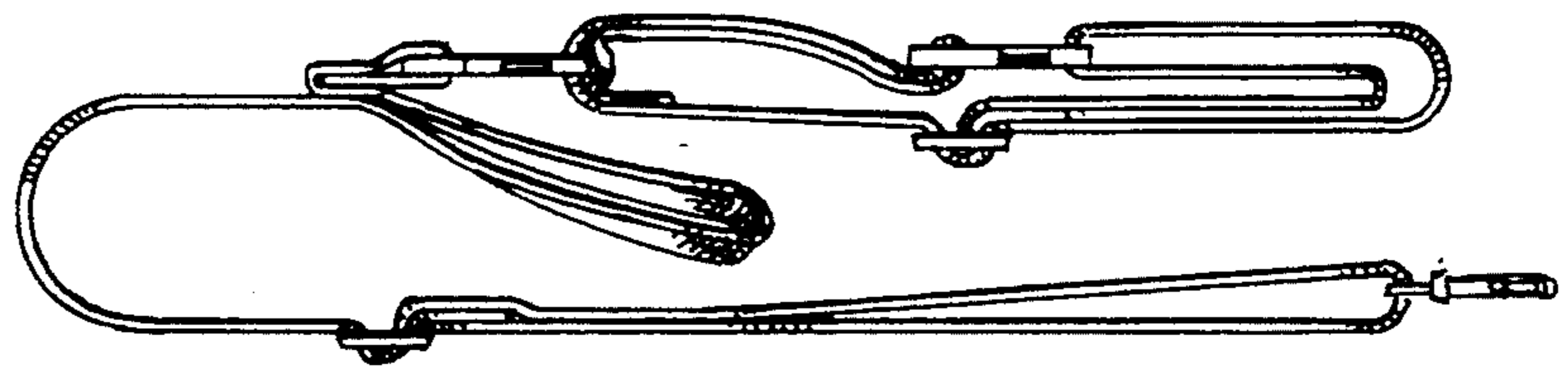


FIG. 5

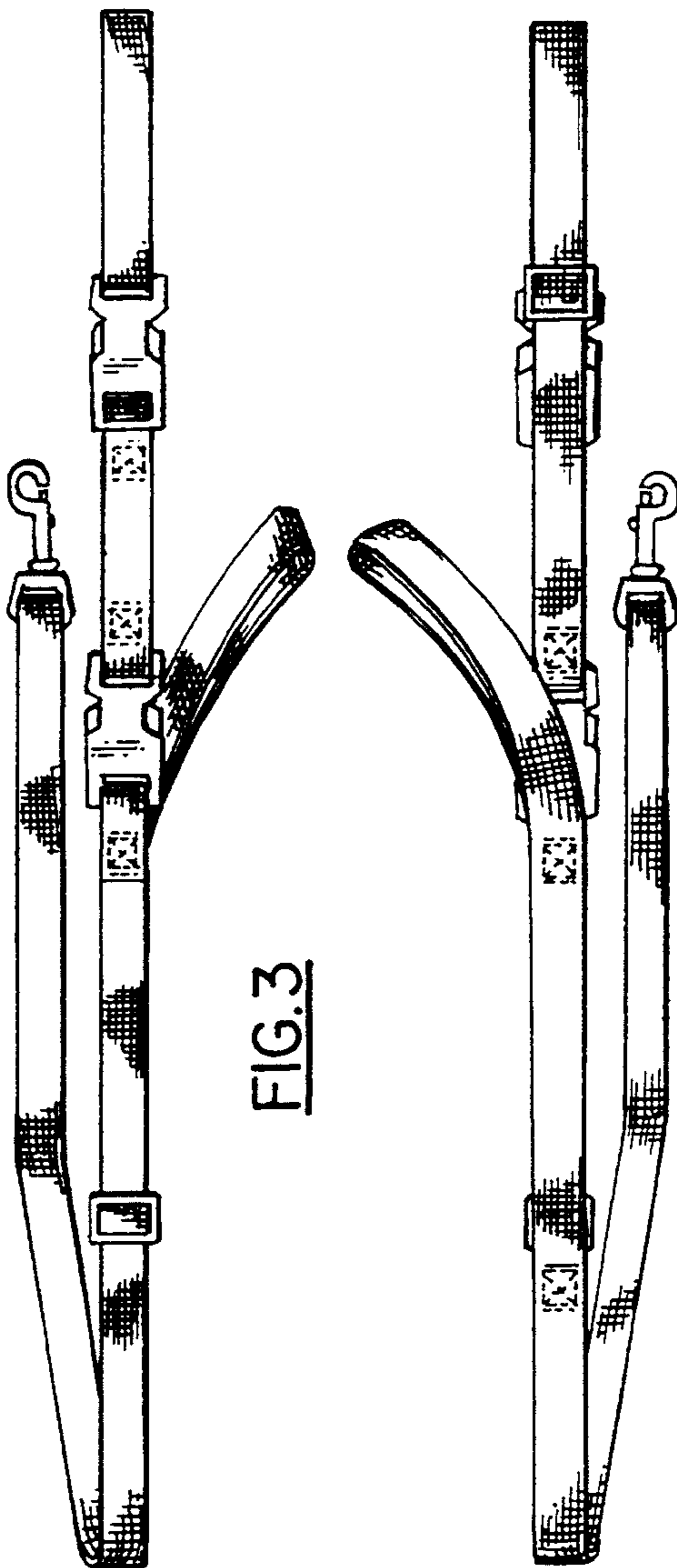


FIG. 3

FIG. 4