



US00D350606S

United States Patent [19]

[11] Patent Number: **Des. 350,606**

Koros et al.

[45] Date of Patent: **** Sep. 13, 1994**

[54] **COMBINED LAPAROSCOPIC GRASPER AND CUTTER**

D. 338,065	8/1993	Rose	D24/143
4,896,678	1/1990	Ogawa	128/751
4,977,900	12/1990	Fehling et al.	128/751
5,176,702	1/1993	Bales et al.	128/751 X

[76] Inventors: **Tibor Koros; Gabriel Koros**, both of 610 Flinn Ave., Moorpark, Calif. 93021

Primary Examiner—A. Hugo Word
Assistant Examiner—I. Simmons
Attorney, Agent, or Firm—Jessup & Slehofer

[**] Term: **14 Years**

[57] **CLAIM**

[21] Appl. No.: **853,307**

The ornamental design for a combined laparoscopic grasper and cutter, as shown.

[22] Filed: **Mar. 16, 1992**

DESCRIPTION

[52] U.S. Cl. **D24/143; D24/146**


[58] Field of Search 128/751, 749; 606/205, 606/206, 207, 171, 208; D24/143, 146

FIG. 1 is a front elevation of the invention;
FIG. 2 is a rear elevation view of the invention;
FIG. 3 is a right side view of the invention;
FIG. 4 is a left side view of the invention;
FIG. 5 is a top plan view of the invention; and,
FIG. 6 is a bottom plan view of the invention.

[56] **References Cited**

U.S. PATENT DOCUMENTS

D. 272,855 2/1984 Bel et al. D24/143






Fig. 1.


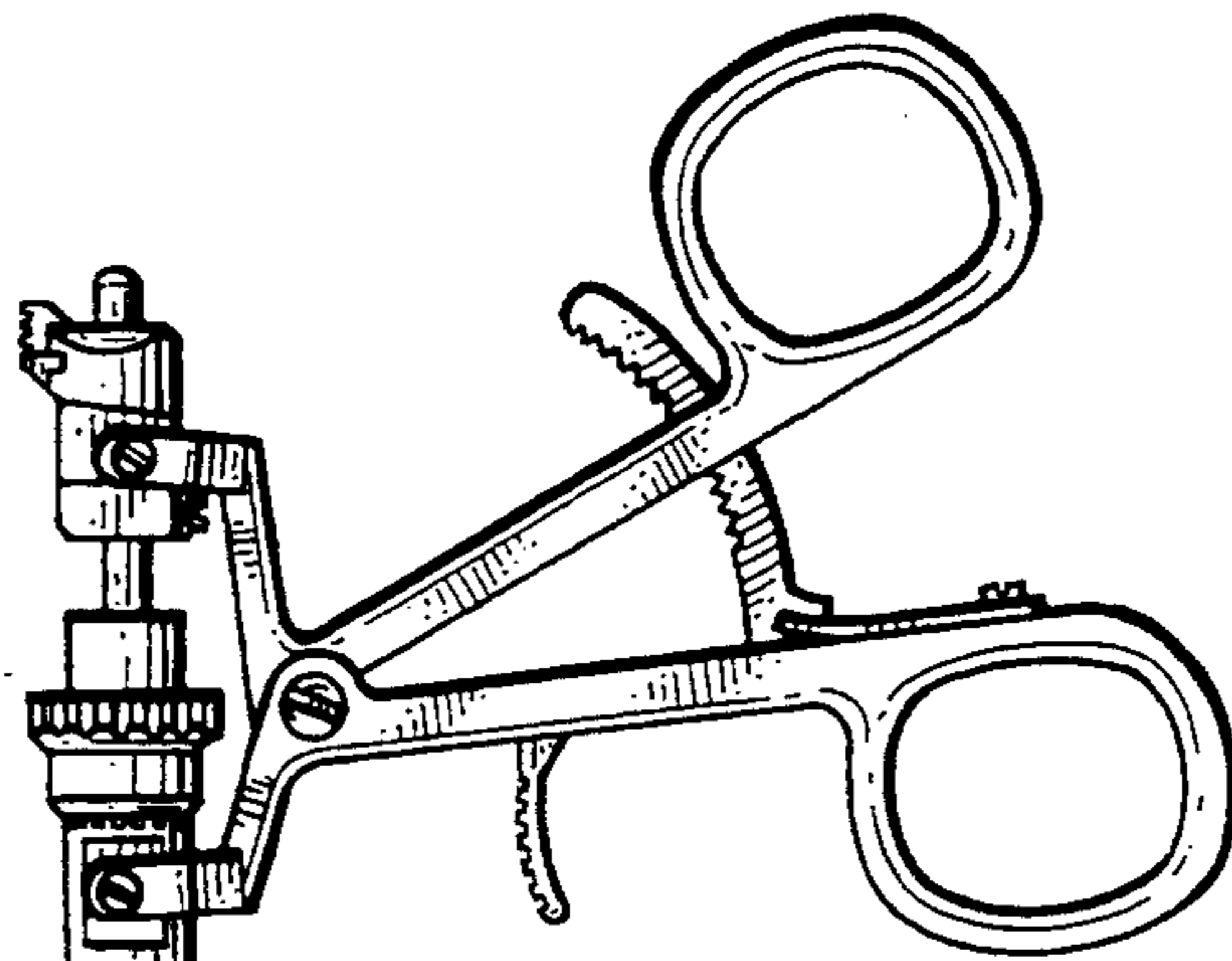


Fig. 2.

Fig. 3.



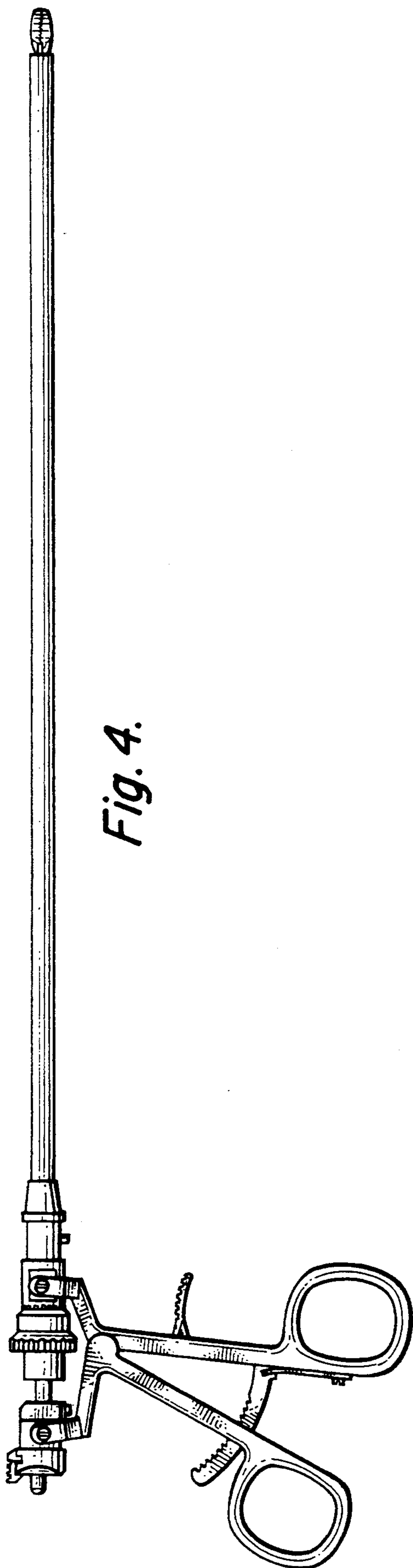


Fig. 4.

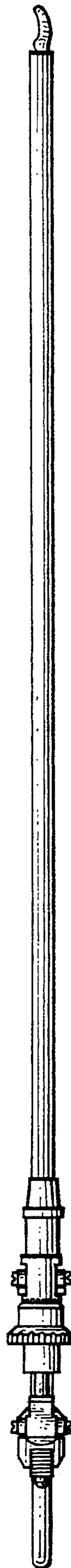


Fig. 5.




Fig. 6.