



US00D350588S

United States Patent [19]

[11] Patent Number: **Des. 350,588**

Onstott

[45] Date of Patent: **** Sep. 13, 1994**

[54] **COMBINED FISHING ROD AND KNIFE HOLDER HOLDER**

4,085,686	4/1978	Turner	248/156
4,235,409	11/1980	Cummings	D22/147 X
4,257,181	3/1981	Cooper	43/21.2
4,372,072	2/1983	Comeau	43/21.2
4,443,963	4/1984	Braaten	D22/147 X
4,658,534	4/1987	McLean	D22/147 X
5,025,583	6/1991	Langley	43/21.2 X

[76] Inventor: **Milton O. Onstott**, 1306 Fairview Dr., Alvin, Tex. 77511

[**] Term: **14 Years**

[21] Appl. No.: **15,862**

Primary Examiner—A. Hugo Word
Assistant Examiner—Doris V. Coles
Attorney, Agent, or Firm—Richard C. Litman

[22] Filed: **Dec. 1, 1993**

[52] U.S. Cl. **D22/148; D22/147**

[58] Field of Search 43/21.2; 248/511, 512, 248/538, 530, 533; D22/148, 147

[57] CLAIM

The ornamental design for a combined fishing rod and knife, as shown and described.

[56] References Cited

U.S. PATENT DOCUMENTS

D. 232,234	7/1974	Freed	D22/147
D. 239,015	3/1976	Stout	D22/148
D. 335,915	5/1993	Hoerl	D22/147
1,952,789	3/1934	Butts	.
2,704,412	3/1955	Davis	43/21.2
2,877,828	3/1959	Barnette, Jr.	43/21.2
2,952,432	9/1960	Valdez	D22/147 X
3,156,997	11/1964	Smith	D22/148 X
3,339,869	9/1967	Andersen	248/156
3,898,756	8/1975	Tolle	D22/148 X

DESCRIPTION

FIG. 1 is a perspective view of a combined fishing rod and knife holder showing my new design; FIG. 2 is a front elevational view thereof; FIG. 3 is a rear elevational view thereof; FIG. 4 is a left side elevational view thereof; FIG. 5 is a right side elevational view thereof; FIG. 6 is a top view thereof; and, FIG. 7 is a bottom view thereof. FIGS. 1, 2, 3, 4 and 5 have been broken away and bracketed to show indefinite length.




FIG. 6




FIG. 7




FIG. 1






FIG 2




FIG. 3




FIG. 4




FIG. 5