



US00D350584S

United States Patent [19]

[11] Patent Number: **Des. 350,584**

Jacobs

[45] Date of Patent: **** Sep. 13, 1994**

[54] **SPORTS EQUIPMENT HANDLE GRIP**

4,892,315 1/1990 Iorlano .

[76] Inventor: **James Jacobs**, 3600 Rio Vista,
Houston, Tex. 77221

FOREIGN PATENT DOCUMENTS

2220289 10/1974 France 273/75

[**] Term: **14 Years**

Primary Examiner—Melvin B. Feifer
Attorney, Agent, or Firm—Henderson & Sturm

[21] Appl. No.: **2,366**

[57] CLAIM

[22] Filed: **Dec. 10, 1992**

The ornamental design for a sports equipment handle grip, as shown and described.

[52] U.S. Cl. **D21/222**

[58] Field of Search D3/256; 273/75;
D21/222

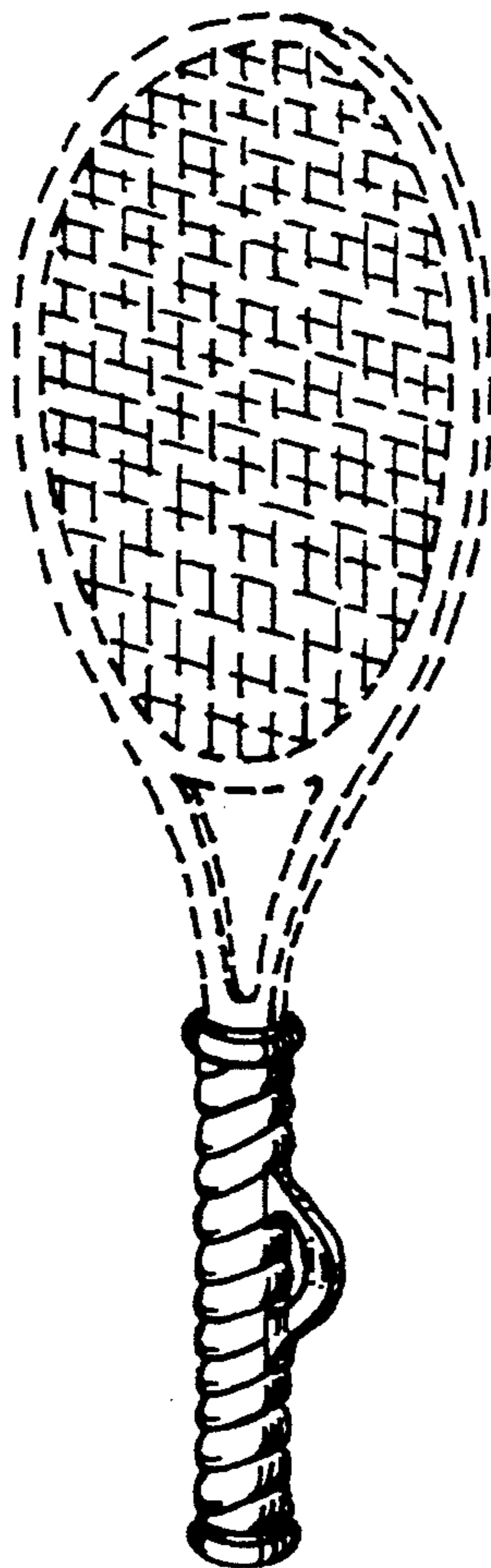
DESCRIPTION

[56] References Cited

U.S. PATENT DOCUMENTS

- D. 242,497 11/1976 Haggerty D3/256
- 2,928,678 3/1960 Cutting .
- 3,664,668 5/1972 Held 273/75
- 4,226,418 10/1980 Balfour .
- 4,697,377 10/1987 Martin .

FIG. 1 is a perspective view of the sports equipment handle grip showing my new design with a racket head shown in broken lines for illustrative purposes only;
 FIG. 2 is a left side elevation view;
 FIG. 3 is a front elevation view;
 FIG. 4 is a right side elevation view;
 FIG. 5 is a top plan view; and,
 FIG. 6 is a bottom plan view.



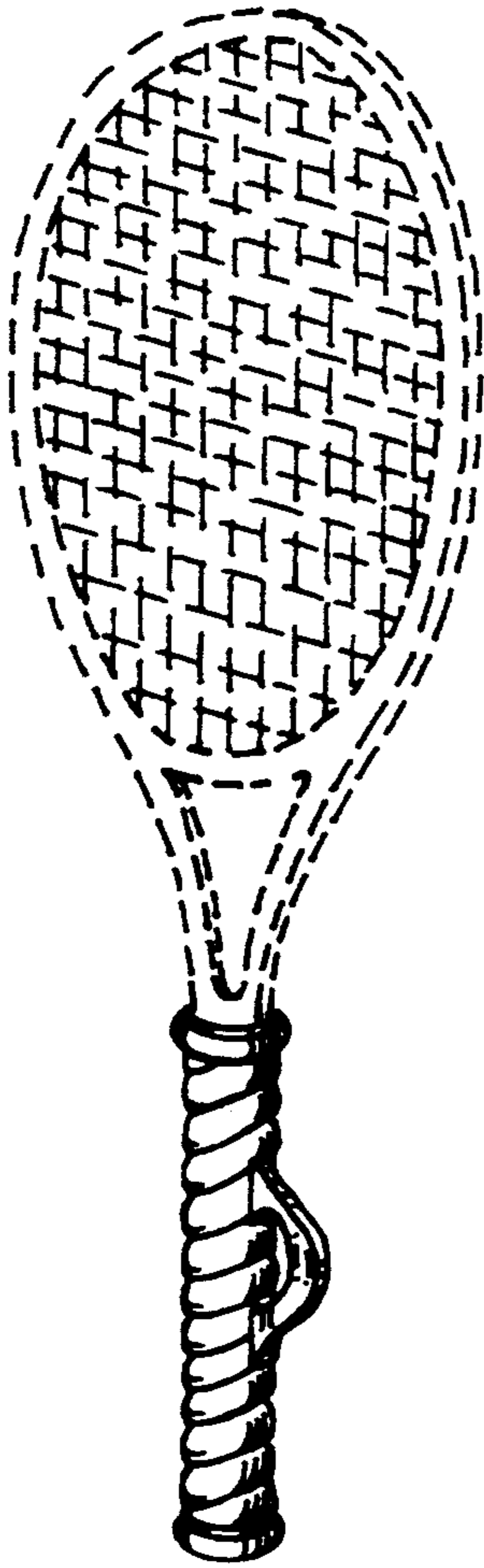


Fig. 1

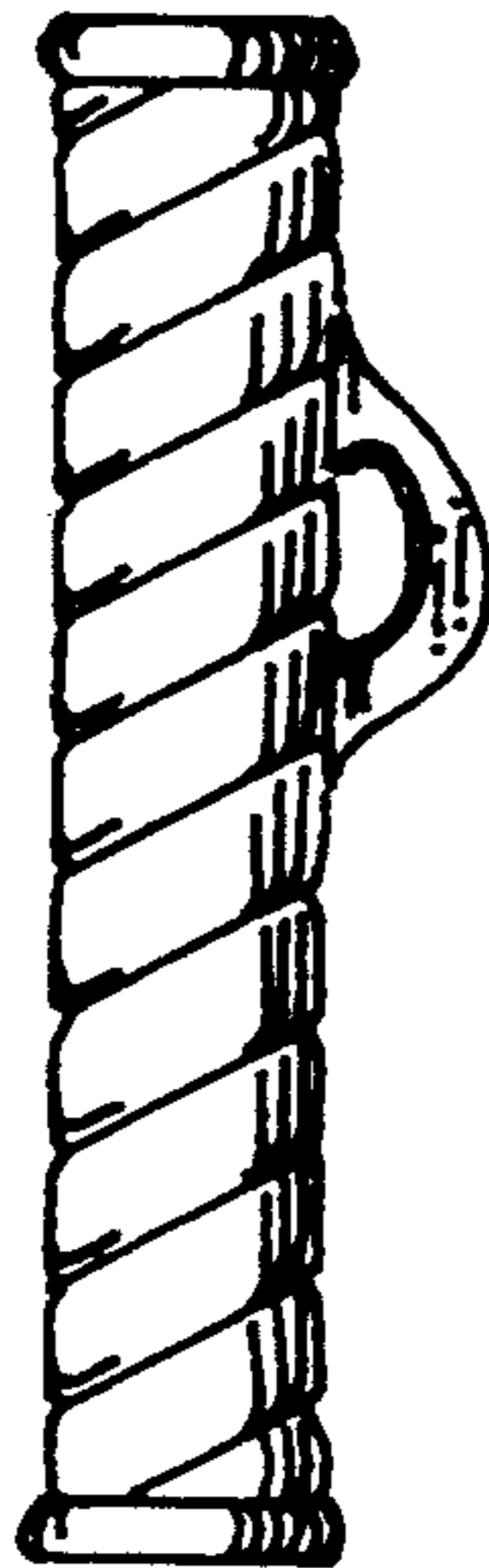


Fig. 2



Fig. 3




Fig. 4

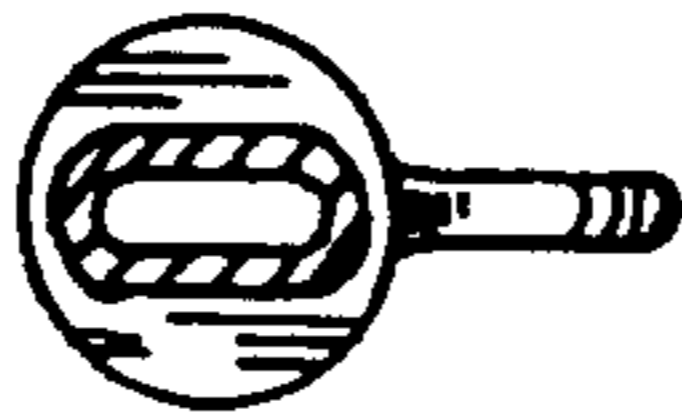


Fig. 5

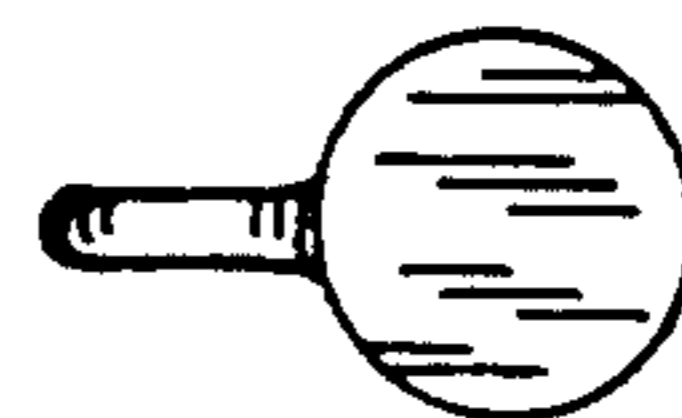


Fig. 6