



US00D350567S

United States Patent [19]

Vargish, II

[11] Patent Number: **Des. 350,567**

[45] Date of Patent: **** Sep. 13, 1994**

[54] ILLUMINATED DISPLAY SIGN

[56]

References Cited

U.S. PATENT DOCUMENTS

[75] Inventor: **George Vargish, II**, Franklin Lakes, N.J.

| | | | |
|-----------|---------|------------------|---------|
| D. 68,001 | 8/1925 | Griswold | D10/109 |
| 3,874,103 | 4/1975 | Muta | 40/607 |
| 3,928,930 | 12/1975 | Attwood | 40/607 |
| 4,041,629 | 8/1977 | Hopp et al. | 40/607 |
| 4,353,179 | 10/1982 | Jennings | 40/607 |

[73] Assignee: **Vargish Industries**, Franklin Lakes, N.J.

Primary Examiner—Wallace R. Burke
Assistant Examiner—M. Jackson
Attorney, Agent, or Firm—Harold L. Burstyn; Thomas R. Morrison

[**] Term: **14 Years**

[21] Appl. No.: **1,289**

[57] CLAIM

[22] Filed: **Nov. 9, 1992**

The ornamental design for an illuminated display sign, as shown and described.

DESCRIPTION

Related U.S. Application Data

[63] Continuation-in-part of Ser. No. 717,724, Jun. 19, 1991, abandoned.

[52] U.S. Cl. **D20/41**

[58] Field of Search 40/1, 584, 540, 541, 40/542, 606, 607, 608; D20/10, 17, 39, 40, 41, 42; D10/109

FIG. 1 is a perspective view of an embodiment of the illuminated display sign of my design with the broken line showing for illustrative purposes only and forming no part of the claimed design;

FIG. 2 is a front elevation of the embodiment of FIG. 1; FIG. 3 is a left side elevation of the embodiment of FIG. 1; and,

FIG. 4 is a top view of the embodiment of FIG. 1.




FIG. 1




FIG. 2

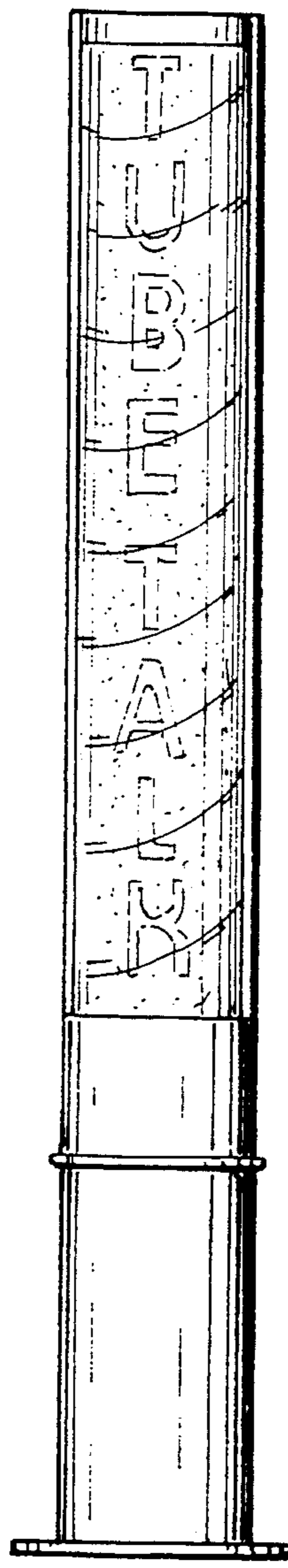


FIG. 3

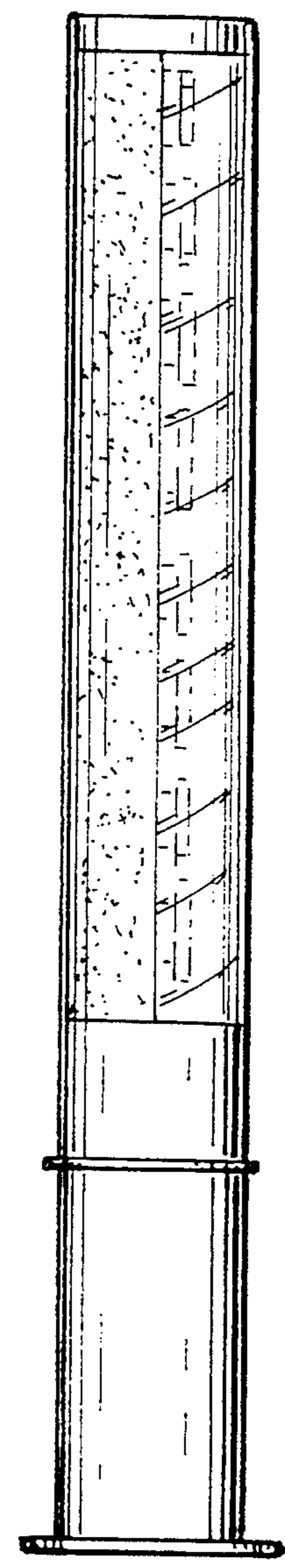


FIG. 4

