



US00D350565S

# United States Patent [19]

[11] Patent Number: **Des. 350,565**

Fotioo

[45] Date of Patent: **\*\* Sep. 13, 1994**

- [54] **CORNER JOINT SUPPORT FOR A HANGING FILE FRAME**
- [75] Inventor: **Bobby Fotioo**, Helena, Ark.
- [73] Assignee: **B & L Products, Inc.**, Hot Springs, Ark.
- [\*\*] Term: **14 Years**
- [21] Appl. No.: **833,410**
- [22] Filed: **Feb. 10, 1992**
- [52] U.S. Cl. .... **D19/99; D8/382; D21/108**
- [58] **Field of Search** ..... D8/382, 395; 211/113, 211/162, 182-184, 189, 204; 312/183, 184; 403/172, 176, 205, 217, 402, 403; 446/126; D21/108; D19/65, 99, 100

4,714,370 12/1987 Chen ..... 403/176 X

### FOREIGN PATENT DOCUMENTS

909837 6/1946 France ..... 446/126

*Primary Examiner*—Martie Thompson  
*Attorney, Agent, or Firm*—Stephen D. Carver

### [57] CLAIM

The ornamental design for a corner joint support for a hanging file frame, as shown and described.

### DESCRIPTION

FIG. 1 is a front perspective view of a corner joint support for a hanging file frame showing my new design;  
 FIG. 2 is a front perspective view taken from the end opposite that shown in FIG. 1;  
 FIG. 3 is a rear perspective view;  
 FIG. 4 is a rear perspective view taken from the end opposite that shown in FIG. 3;  
 FIG. 5 is a rear elevational view;  
 FIG. 6 is an end elevational view;  
 FIG. 7 is a front elevational view;  
 FIG. 8 is an end elevational view of the end opposite that shown in FIG. 6; and,  
 FIG. 9 is a bottom plan view, the top plan view being a mirror image thereof.

[56] **References Cited**  
**U.S. PATENT DOCUMENTS**

- D. 285,469 9/1986 Kobee ..... D21/108 X
- D. 295,641 5/1988 Dideriksen ..... D21/108
- D. 328,401 8/1992 Kelly ..... D8/382 X
- 1,843,115 2/1932 Ferris ..... 446/126
- 4,030,610 6/1977 Alexander ..... 211/162 X
- 4,091,933 5/1978 Alexander ..... 312/184 X
- 4,176,753 12/1979 Godfrey ..... 312/184 X
- 4,526,277 7/1985 Snowden et al. .... 312/184 X




FIG. 1

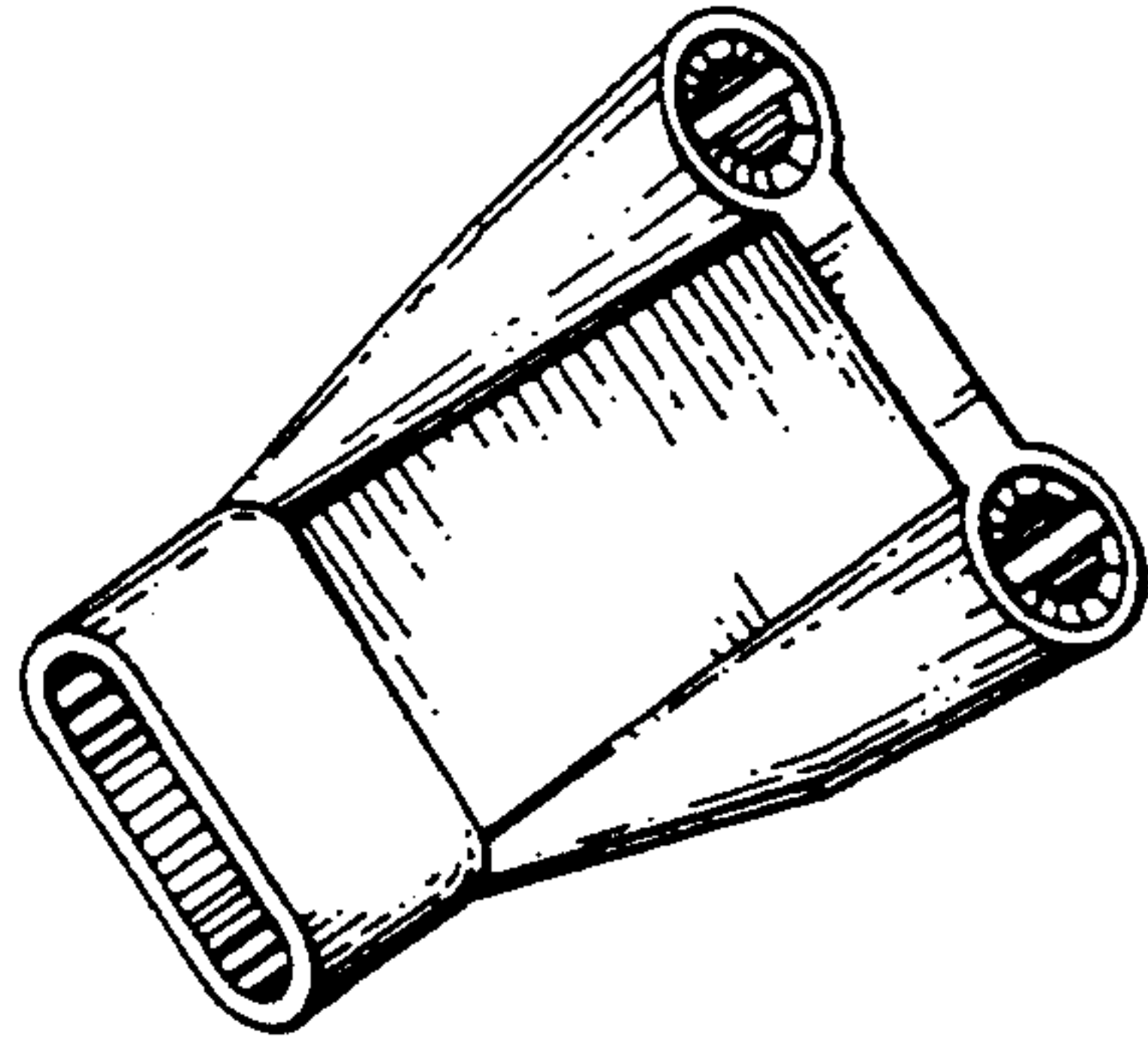


FIG. 2




FIG. 3




FIG. 4




FIG. 5




FIG. 6




FIG. 7

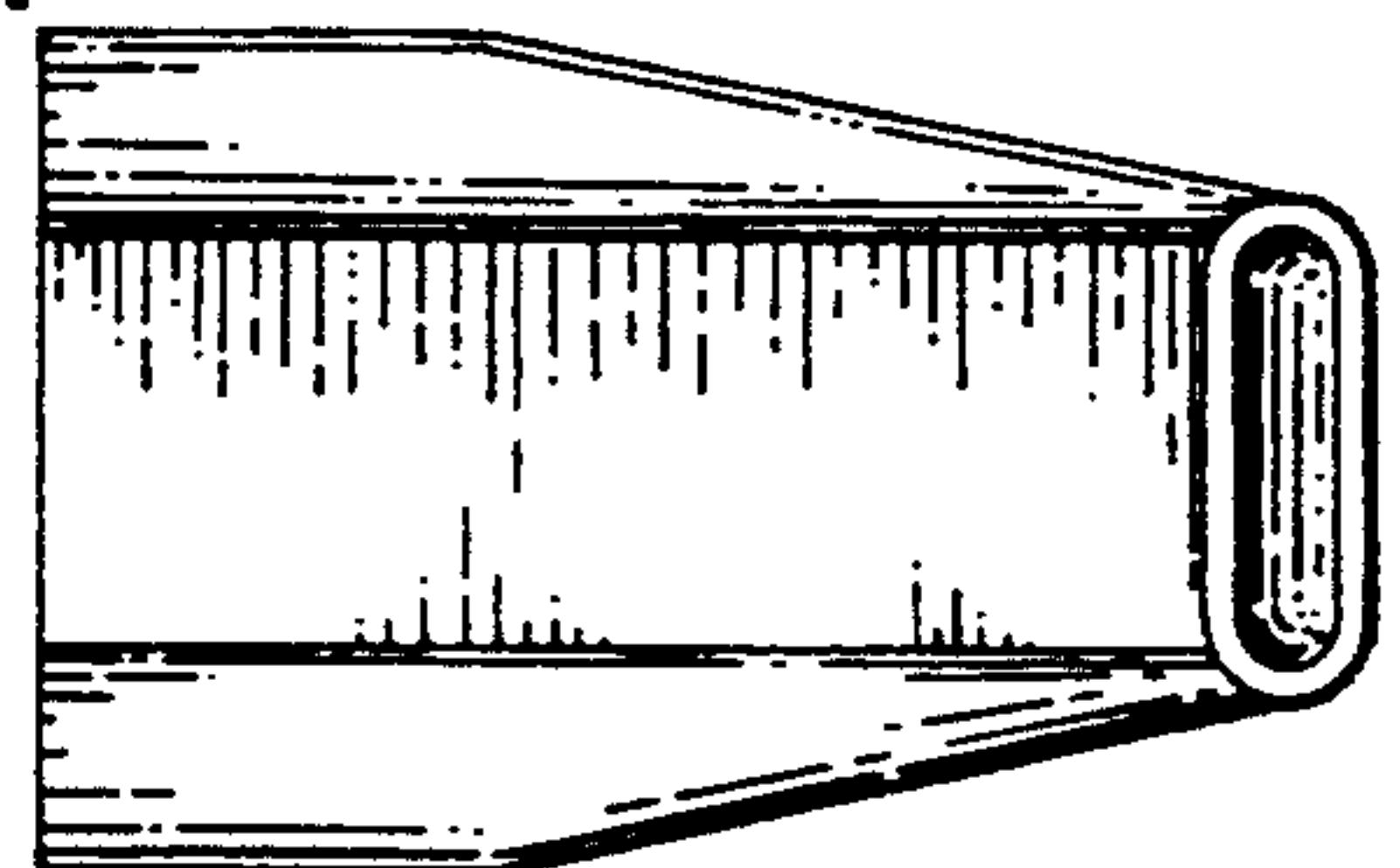


FIG. 8

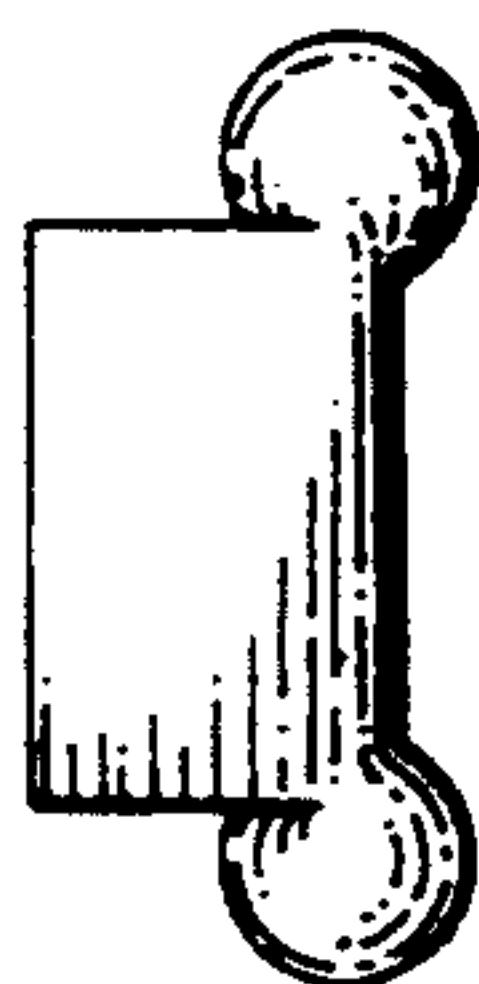


FIG. 9

