



US00D350562S

United States Patent [19]

[11] Patent Number: **Des. 350,562**

Muliterno

[45] Date of Patent: **** Sep. 13, 1994**

[54] **WRITING INSTRUMENT**

[76] Inventor: **Eduardo S. Muliterno**, C/A n°2,
Albacete, Spain

[**] Term: **14 Years**

[21] Appl. No.: **806,424**

[22] Filed: **Dec. 13, 1991**

- D. 286,164 10/1986 Tinz D19/48
- D. 287,603 1/1987 Bruhn D19/51 X
- D. 295,421 4/1988 Young D19/48 X
- D. 305,552 1/1990 Itoh D19/57
- D. 306,458 3/1990 Lecce D19/48
- D. 321,719 11/1991 Nitta D19/48
- D. 331,777 12/1992 Sedlmeier et al. D19/48 X

Primary Examiner—Nelson C. Holtje
Assistant Examiner—Martie Thompson
Attorney, Agent, or Firm—Jacobson, Price, Holman & Stern

Related U.S. Application Data

[63] Continuation-in-part of Ser. No. 200,144, May 31, 1988, abandoned.

[52] U.S. Cl. **D19/48; D19/51; D19/56**

[58] **Field of Search** 401/99, 100, 103, 104, 401/109, 115, 209; D19/35, 36, 41-51, 54-58, 81-85

[56] **References Cited**

U.S. PATENT DOCUMENTS

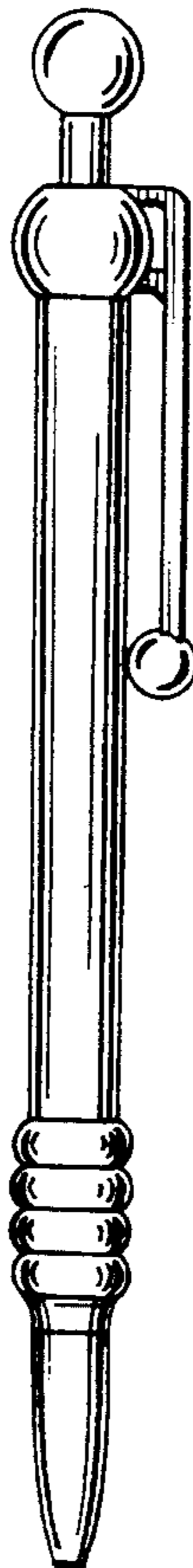
- D. 14,965 4/1884 Fairchild D19/48 X
- D. 26,395 12/1896 Kraus D19/46
- D. 81,529 7/1930 Davis D19/48 X
- D. 185,331 5/1959 Tannenbaum D19/44 X
- D. 253,660 12/1979 Carre D19/56 X
- D. 269,189 5/1983 Sakaoka D19/56 X
- D. 269,445 6/1983 Krückel et al. D19/48
- D. 284,777 7/1986 Schwartz et al. D19/51 X

[57] **CLAIM**

The ornamental design for the writing instrument, as shown and described.

DESCRIPTION

FIG. 1 is a left side elevational view of a writing instrument showing my new design;
 FIG. 2 is a front elevational view thereof;
 FIG. 3 is a rear elevational view thereof;
 FIG. 4 is a top plan view thereof;
 FIG. 5 is a bottom plan view thereof;
 FIG. 6 is a left side elevational view of a second embodiment of my new design, the right side being a mirror image thereof;
 FIG. 7 is a front elevational view of FIG. 6;
 FIG. 8 is a rear elevational view of FIG. 6;
 FIG. 9 is a top plan view of FIG. 6; and,
 FIG. 10 is a bottom plan view of FIG. 6.



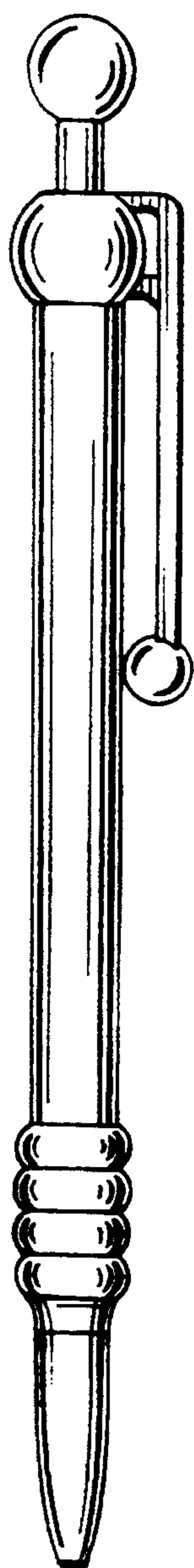


FIG. 1

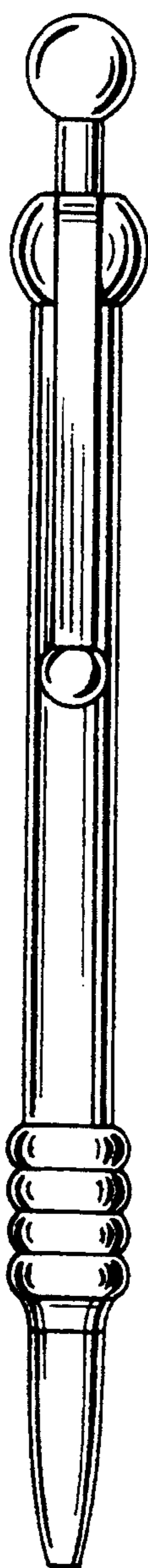


FIG. 2



FIG. 3



FIG. 4



FIG. 5




FIG. 6



FIG. 7

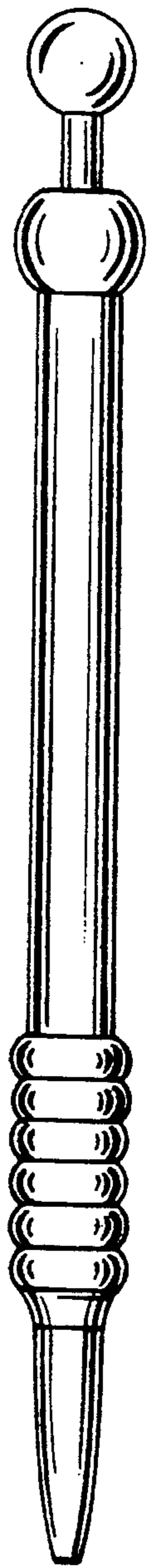


FIG. 8



FIG. 9



FIG. 10