



US00D350555S

United States Patent [19]

[11] Patent Number: **Des. 350,555**

Field et al.

[45] Date of Patent: **** Sep. 13, 1994**

[54] **ELECTROLUMINESCENT TRANSPARENCY ILLUMINATOR**

2,755,585	7/1956	Lubow	40/367
4,195,431	4/1980	Neufeld	40/367 X
4,468,873	9/1984	Ozeki	40/361

[76] Inventors: **John B. A. Field**, 85 4th Ave., New York City, N.Y. 10003; **Donald W. Stucke, Jr.**, 164 Pine St., Corning, N.Y. 14830

Primary Examiner—Susan J. Lucas
Attorney, Agent, or Firm—Robert K. Tendler

[**] Term: **14 Years**

[57] **CLAIM**

[21] Appl. No.: **2,207**

The ornamental design for a electroluminescent transparency illuminator, as shown.

[22] Filed: **Dec. 4, 1992**

DESCRIPTION

[52] U.S. Cl. **D16/221; D20/10**

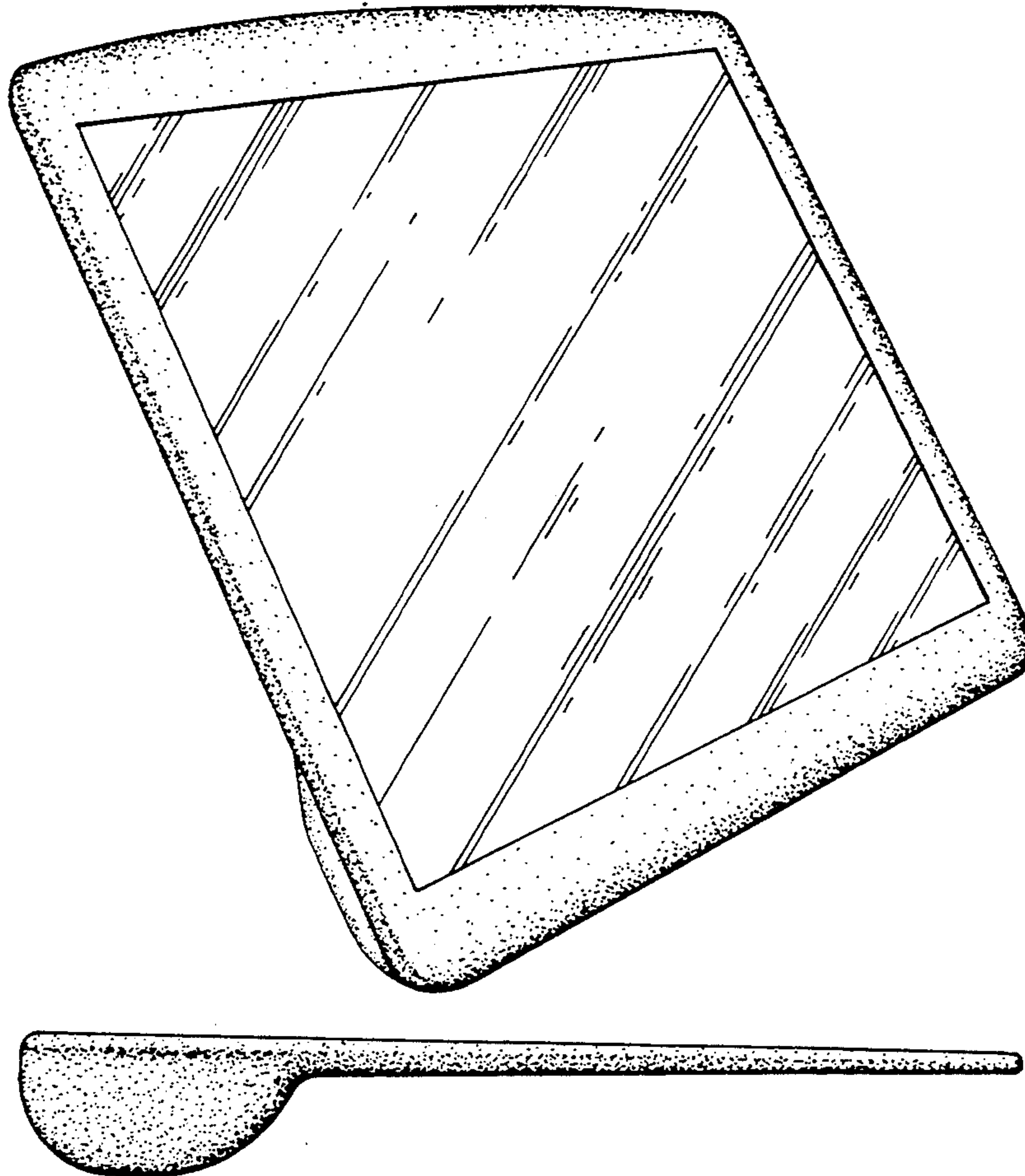
[58] Field of Search 40/361, 362, 363, 364, 40/365, 366, 367; D26/58, 56; D16/221, 225; D20/10, 40, 42

FIG. 1 is a front perspective view of the electroluminescent transparency illuminator of the present invention; FIG. 2 is a side view in elevation of the electroluminescent transparency illuminator of FIG. 1 as seen from the right-hand side of FIG. 1; FIG. 3 is a side view in elevation of the electroluminescent transparency illuminator of FIG. 1 as seen from the left-hand side of FIG. 1; FIG. 4 is a front view in elevation of the electroluminescent transparency illuminator of FIG. 1; FIG. 5 is a bottom plan view of the electroluminescent transparency illuminator of FIG. 1; FIG. 6 is a top plan view of the electroluminescent transparency illuminator of FIG. 1; and, FIG. 7 is a rear view in elevation of the electroluminescent transparency illuminator of FIG. 1.

[56] **References Cited**

U.S. PATENT DOCUMENTS

D. 160,476	10/1950	Combs	D20/42
D. 269,350	6/1983	Lermann et al.	40/367 X
D. 270,062	8/1983	Ackeret	D16/225 X
D. 335,310	5/1993	Kurnow et al.	D16/221 X
2,513,576	7/1950	Luray	40/367
2,516,270	7/1950	Swain	40/361
2,602,253	7/1952	Diamond	40/367
2,646,637	7/1953	Nierenberg et al.	40/364



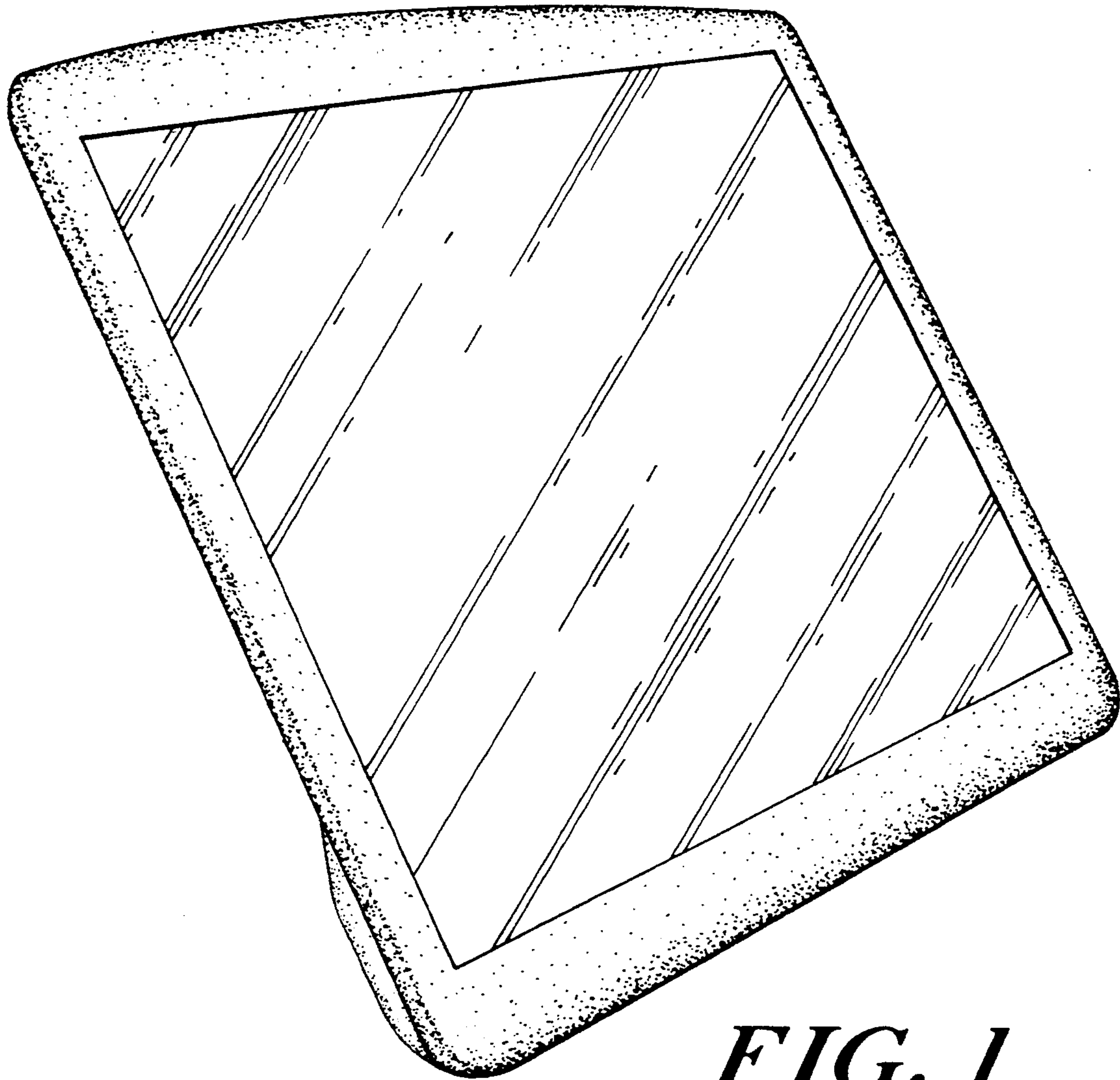


FIG. 1




FIG. 2

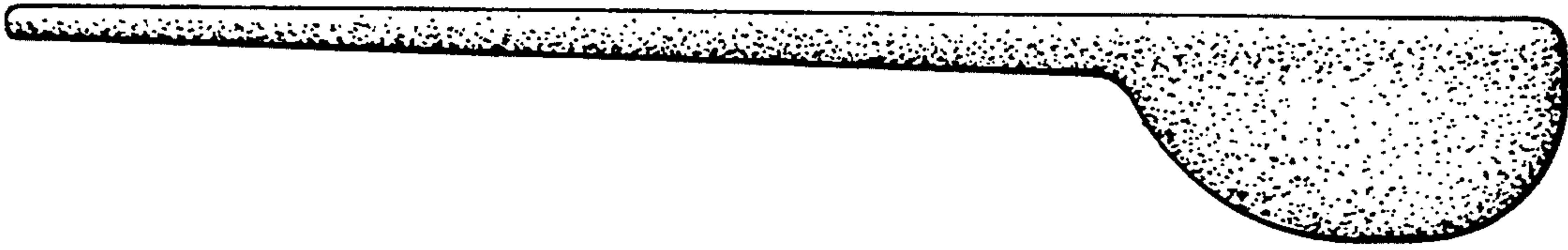


FIG. 3

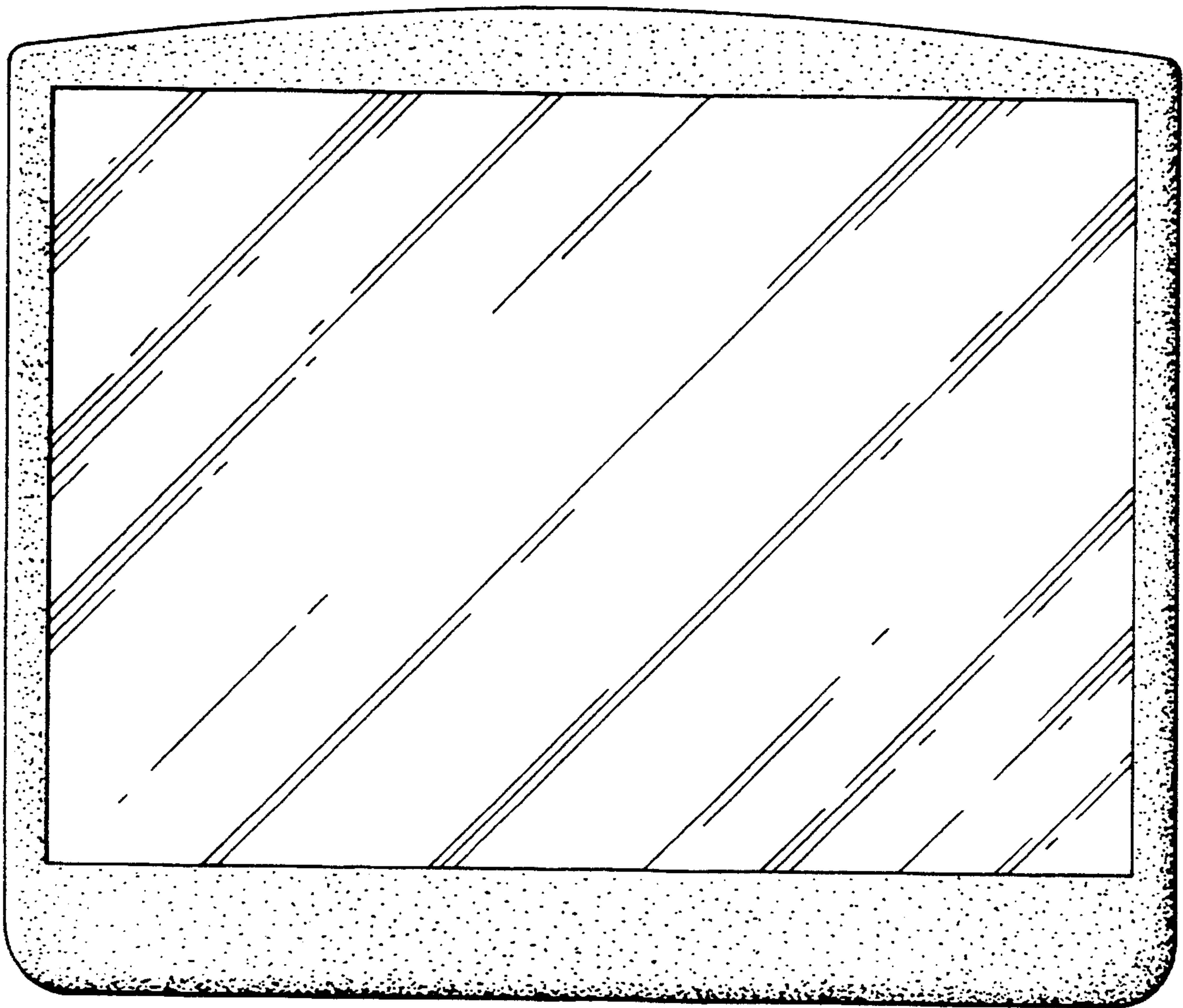


FIG. 4




FIG. 5




FIG. 6

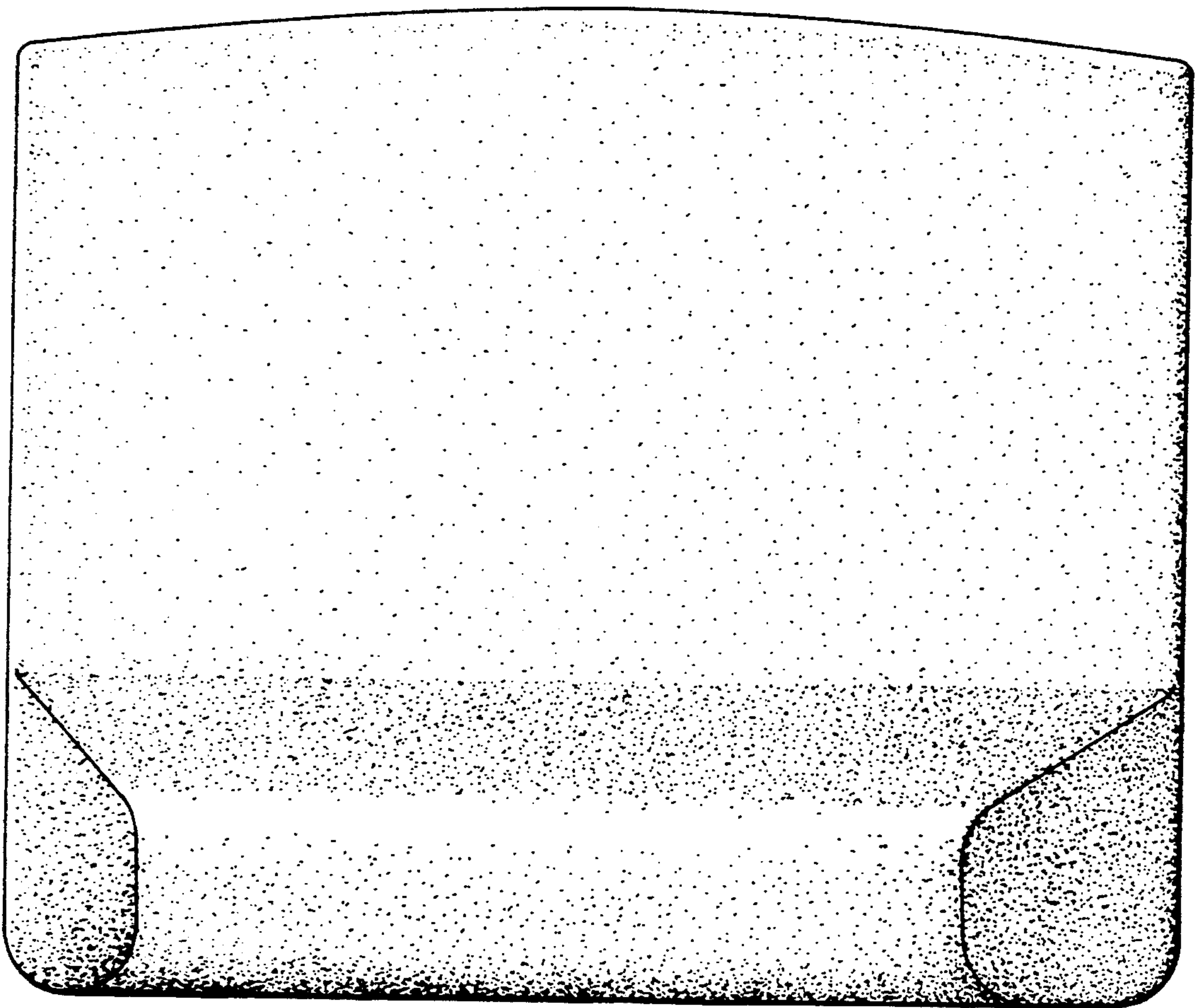


FIG. 7