



US00D350510S

United States Patent [19]

[11] Patent Number: **Des. 350,510**

Sugimoto

[45] Date of Patent: **** Sep. 13, 1994**

[54] **AUTOMOBILE TIRE**

[75] Inventor: **Sonoko Sugimoto**, Kobe, Japan

[73] Assignee: **Sumitomo Rubber Industries, Ltd.**,
Kobe, Japan

[**] Term: **14 Years**

[21] Appl. No.: **3,827**

[22] Filed: **Jan. 19, 1993**

[30] **Foreign Application Priority Data**

Jul. 21, 1992 [JP] Japan 4-21893

[52] U.S. Cl. **D12/146**

[58] Field of Search 152/209 R, 209 B, 209 D;
D12/136, 146-151

[56] **References Cited**

U.S. PATENT DOCUMENTS

D. 313,777 1/1991 Yamashita D12/146

FOREIGN PATENT DOCUMENTS

4232104 8/1992 Japan 152/209 R

OTHER PUBLICATIONS

1992 Tread Design Guide, p. 167, Monarch Steelmark Premium Drive Radial Tire, second tire in from bottom right side of page.

"TOYO M 55 TL-P-SB-RP-MST." 1992 Tread Design guide, a Bennett Garfield Publication pp. 135.

Primary Examiner—James M. Gandy

Attorney, Agent, or Firm—Cushman, Darby & Cushman

[57] **CLAIM**

The ornamental design for an automobile tire, as shown and described.

DESCRIPTION

FIG. 1 is a front perspective view of an automobile tire showing my new design, it being understood that the tread design is repeated uniformly throughout the circumference of the tire and the opposite side is the same as that shown.

FIG. 2 is a front elevational view thereof;

FIG. 3 is a top plan view thereof;

FIG. 4 is a right side elevational view thereof; and,

FIG. 5 is an enlarged fragmentary front elevational view of the groove portions thereof.

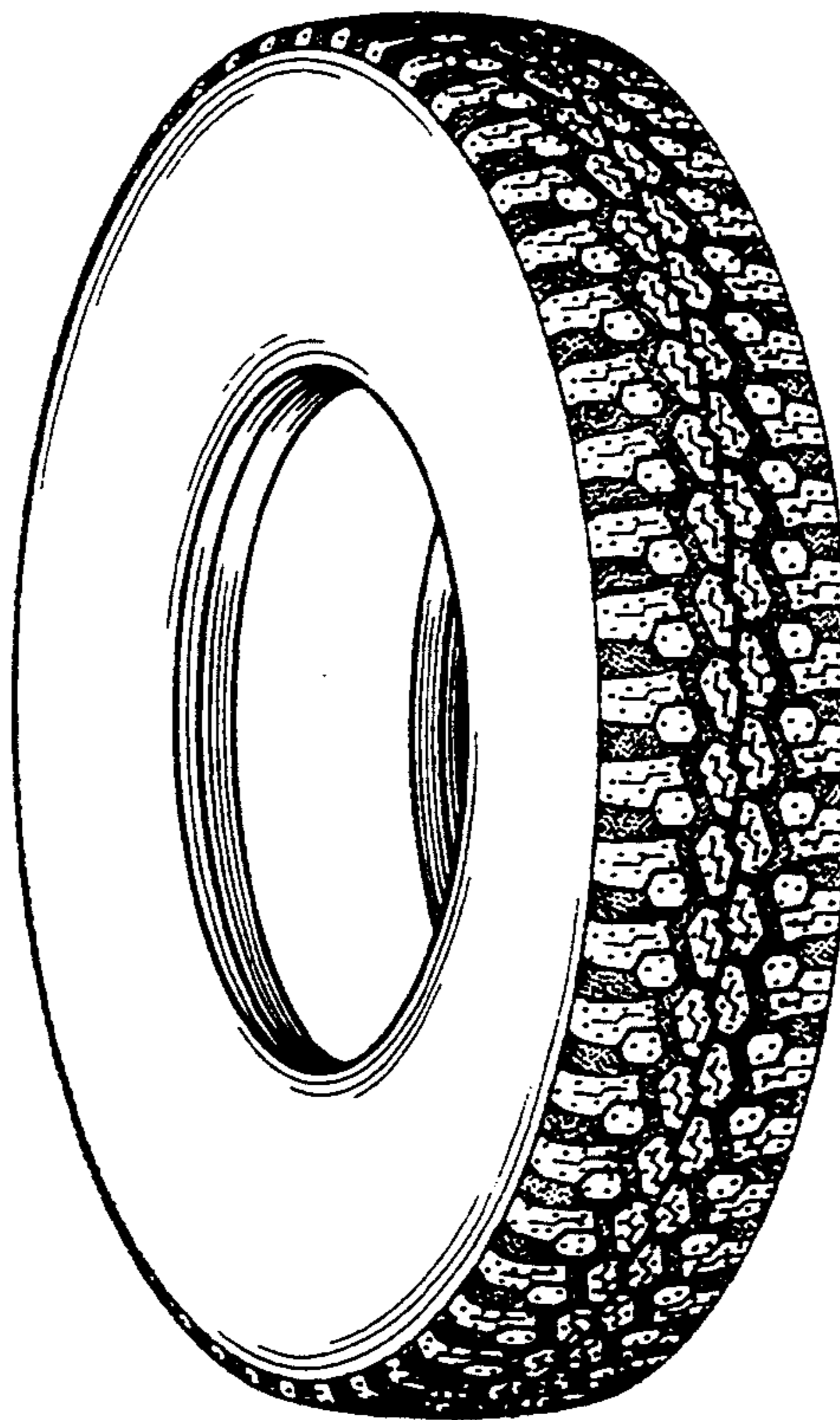


FIG. 1

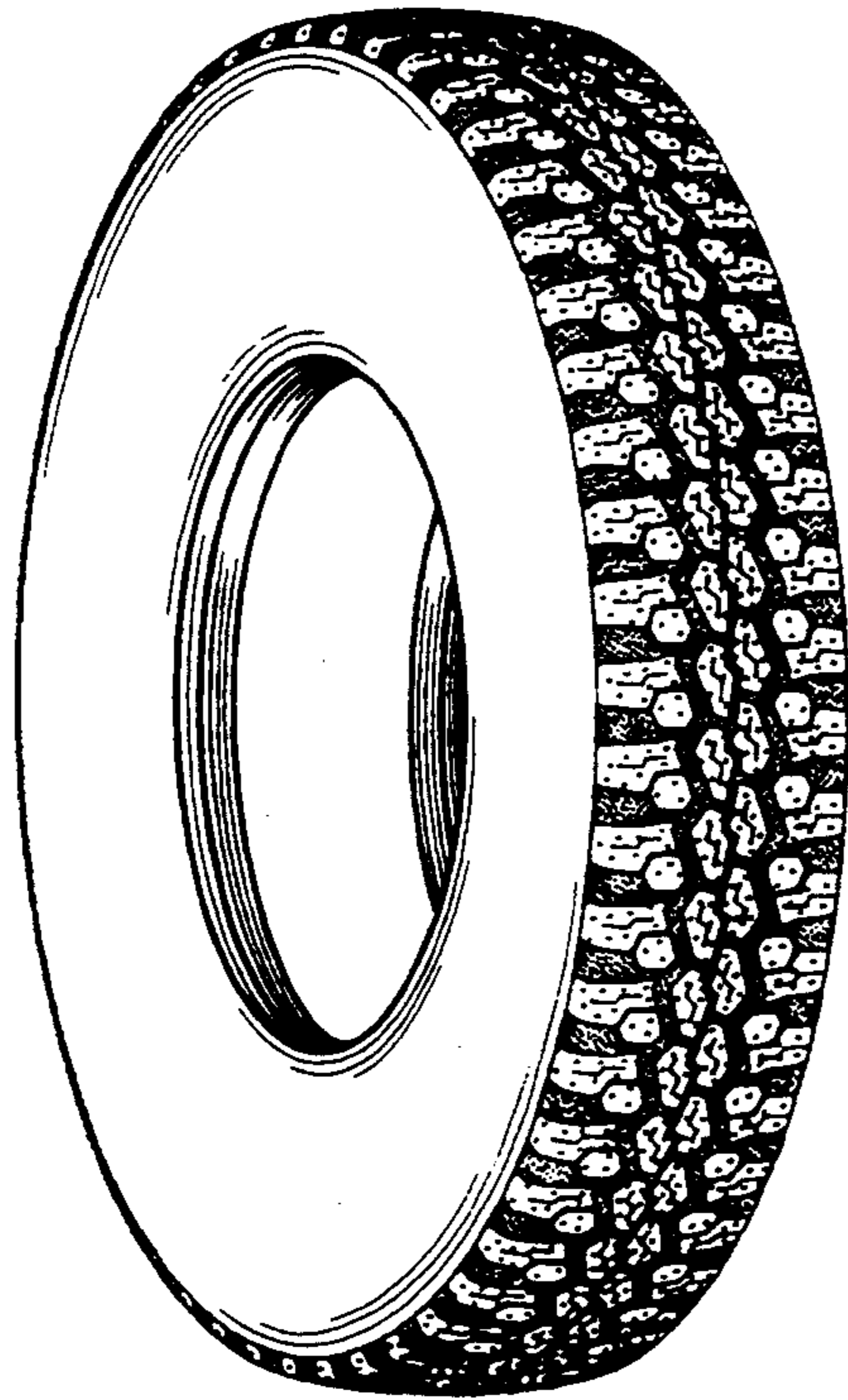


FIG. 2



FIG. 3



FIG. 4

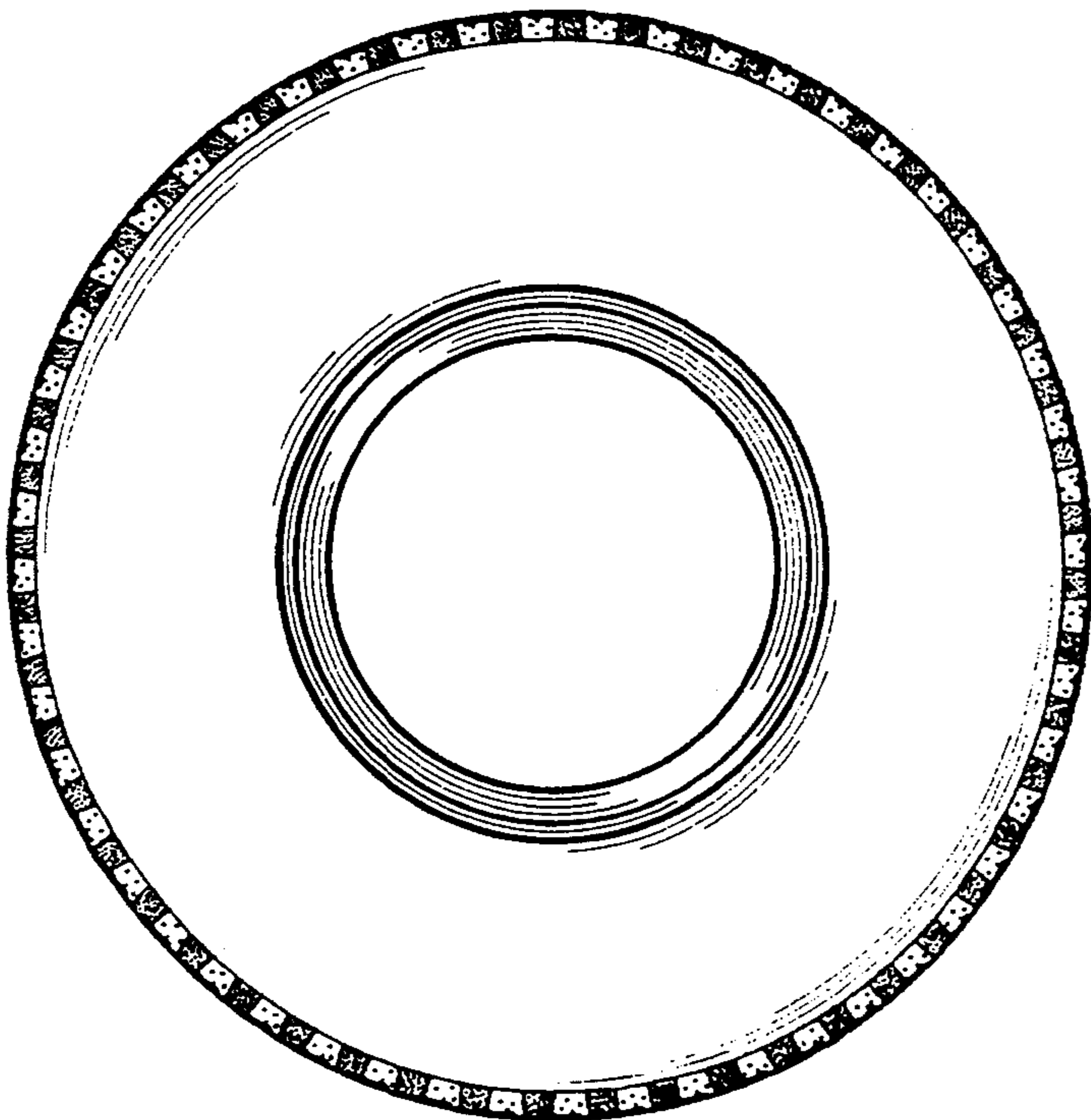


FIG. 5

