



US00D350464S

United States Patent [19] Colonello

[11] Patent Number: **Des. 350,464**
[45] Date of Patent: **** Sep. 13, 1994**

[54] **DISC RAKE HEAD**

2,355,840 8/1944 Ales et al. 56/400.21
4,741,150 5/1988 Saksun 56/400.21

[75] Inventor: **Alexander Colonello**, Winnipeg, Canada

Primary Examiner—Wallace R. Burke

Assistant Examiner—H. Baynham

[73] Assignee: **Bay Bronze Industries, a division of Derlan Manufacturing Incorporated**, Winnipeg, Canada

Attorney, Agent, or Firm—Murray E. Thrift; Adrian D. Battison; Stanley G. Ade

[**] Term: **14 Years**

[57] **CLAIM**

The ornamental design for a disc rake head, as shown and described.

[21] Appl. No.: **15,025**

DESCRIPTION

[22] Filed: **Nov. 8, 1993**

[52] U.S. Cl. **D8/13**

[58] Field of Search D8/1, 13; 56/400.04, 56/400.21, 13.9

FIG. 1 is an isometric view of a disc rake head showing my new design;

FIG. 2 is a plan view;

FIG. 3 is a front view;

FIG. 4 is a bottom view;

FIG. 5 is a back view;

FIG. 6 is an end view, the opposite end being a mirror image thereof; and,


FIG. 7 is a sectional view along line 7—7 of FIG. 3.

The broken line showing of a portion of a handle is for illustrative purposes only and forms no part of the claimed design.

[56] References Cited

U.S. PATENT DOCUMENTS

D. 173,546	11/1954	Stromberg	D8/13
D. 249,013	8/1978	Carman	D8/13
D. 329,785	9/1992	Colonello	D8/13
1,705,441	3/1929	Cramer	56/400.21
1,847,587	3/1932	Bartosz	56/400.21






FIG. 6

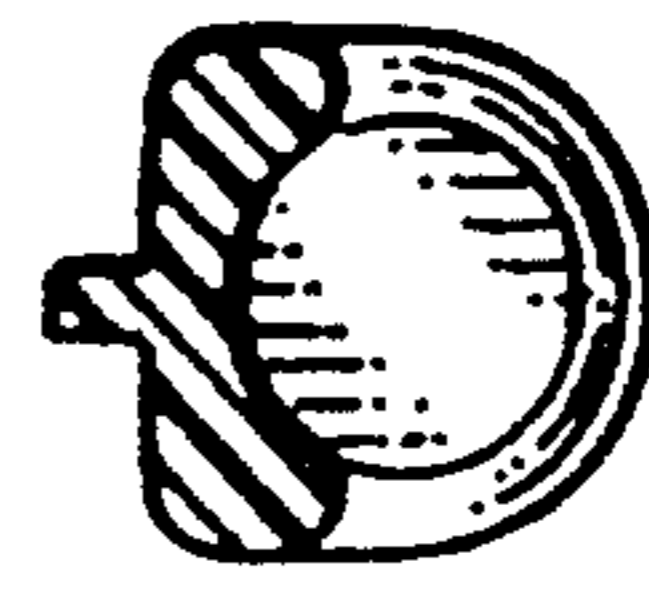


FIG. 7

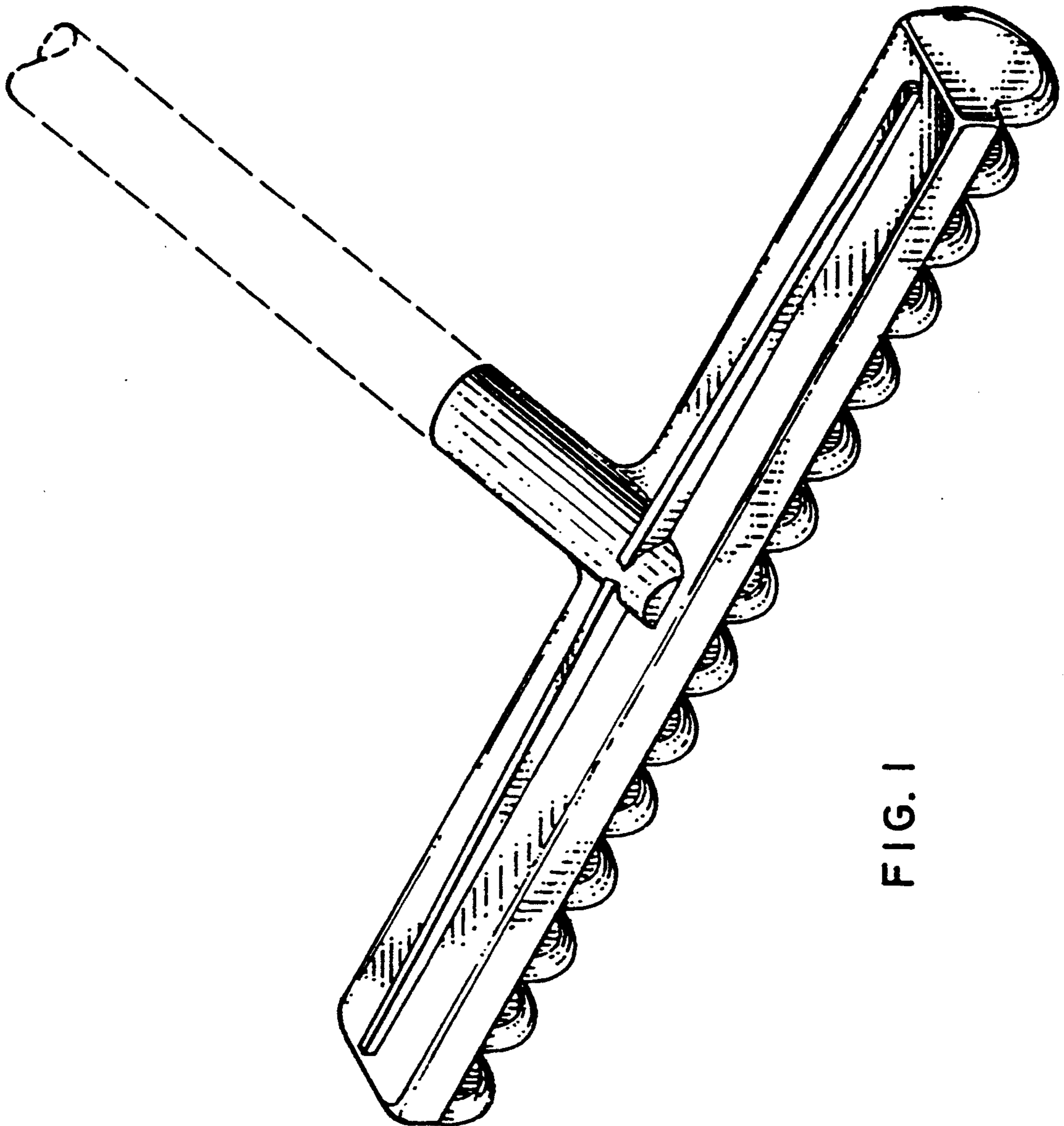


FIG. 1

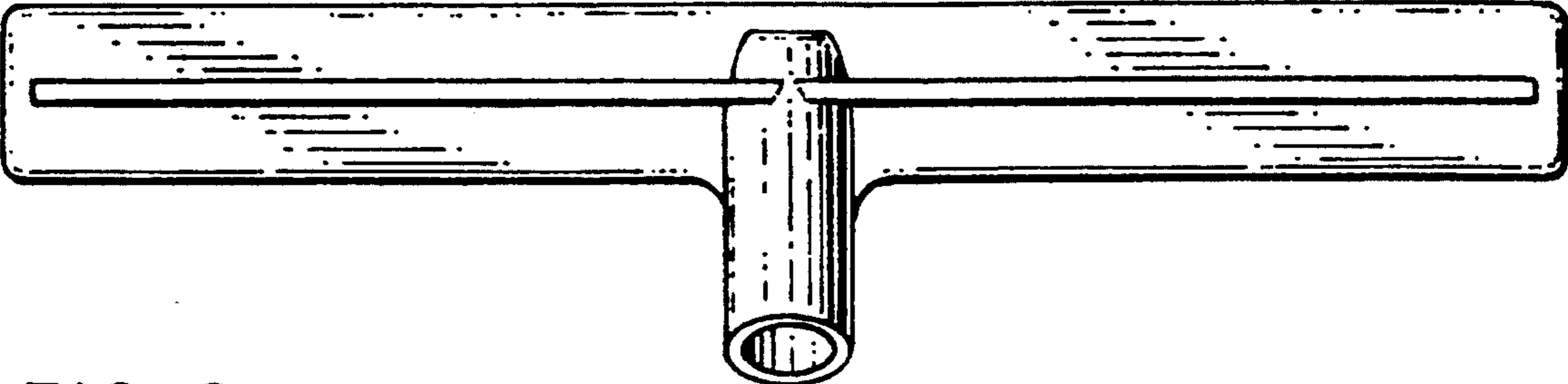


FIG. 2

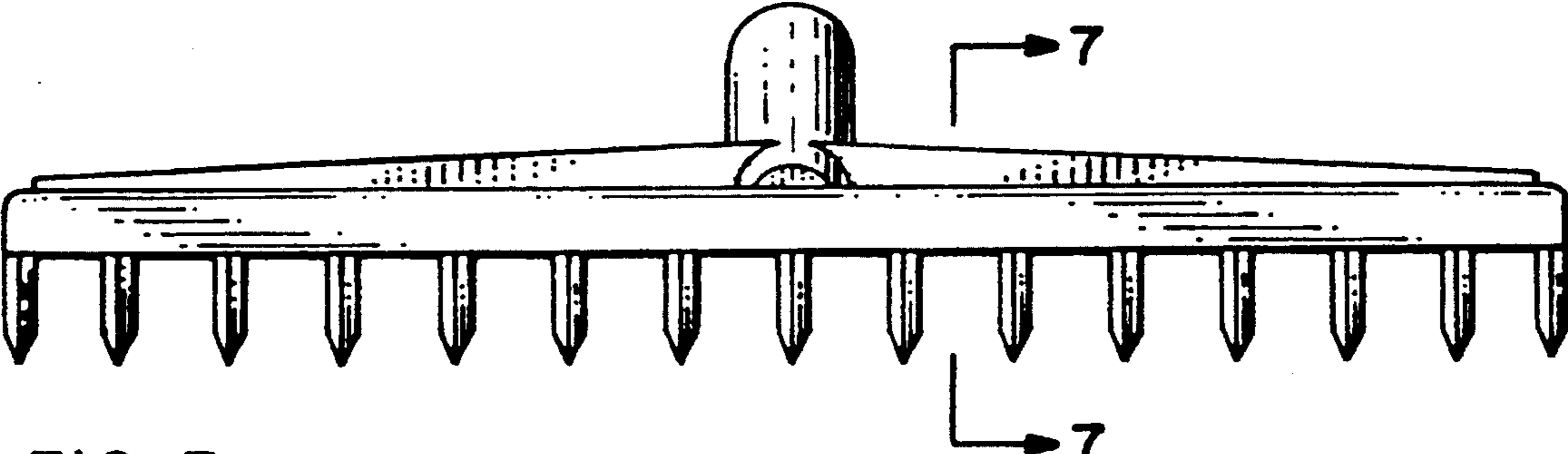


FIG. 3

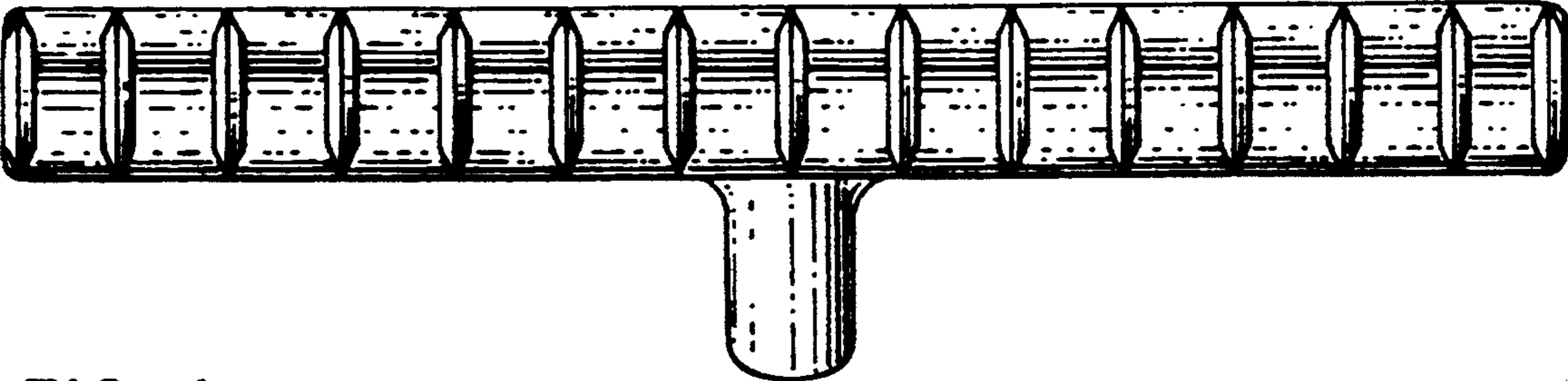


FIG. 4

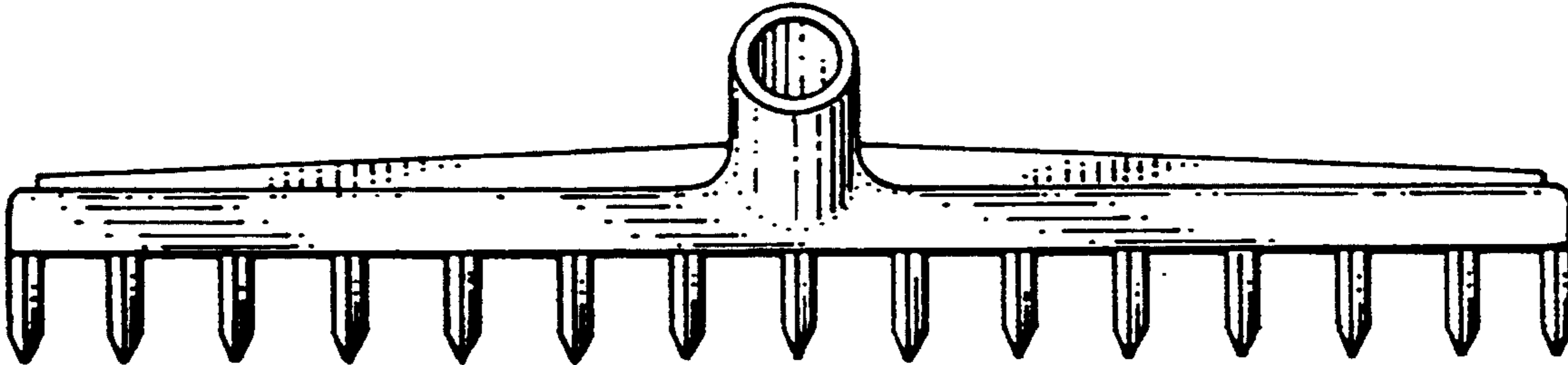


FIG. 5