



US00D350445S

# United States Patent [19]

[11] Patent Number: **Des. 350,445**

**Chororos et al.**

[45] Date of Patent: **\*\* Sep. 13, 1994**

[54] **ARM CHAIR**

D. 312,005	11/1990	Snodgrass	.....	D6/379
D. 333,925	3/1993	Ricchio, Jr. et al.	.....	D6/370
D. 341,494	11/1993	Ohashi et al.	.....	D6/370

[75] Inventors: **Lawrence Chororos; Lisa Smith**, both of New York, N.Y.

[73] Assignee: **The Gunlocke Company**, Wayland, N.Y.

[\*\*] Term: **14 Years**

[21] Appl. No.: **4,477**

[22] Filed: **Feb. 5, 1993**

[52] U.S. Cl. .... **D6/379; D6/380**

[58] Field of Search ..... **D6/334, 370, 371, 373, D6/374, 375, 379, 380, 500, 501, 502; 297/411.43, 446, 448**

### OTHER PUBLICATIONS

Interiors, Mar. 1985, p. 145, chair shown.  
Interior Design Winter Market, 1989, p. 111, Fixtures Furniture chair at mid-page left.

*Primary Examiner*—Nelson C. Holtje  
*Assistant Examiner*—Gary D. Watson  
*Attorney, Agent, or Firm*—Compston & Shaw

### [57] CLAIM

The ornamental design for an arm chair, as shown and described.


### [56] References Cited


#### U.S. PATENT DOCUMENTS

D. 183,768	10/1958	Robinson	.....	D6/379
D. 214,437	6/1969	Muller	.....	D6/374
D. 255,625	7/1980	Lübke	.....	D6/379
D. 258,924	4/1981	Deschamps et al.	.....	D6/375
D. 288,994	3/1987	Winters	.....	D6/370
D. 308,143	5/1990	Lohmeyer	.....	D6/379
D. 309,991	8/1990	Miller	.....	D6/380
D. 311,098	10/1990	Lee et al.	.....	D6/380

### DESCRIPTION

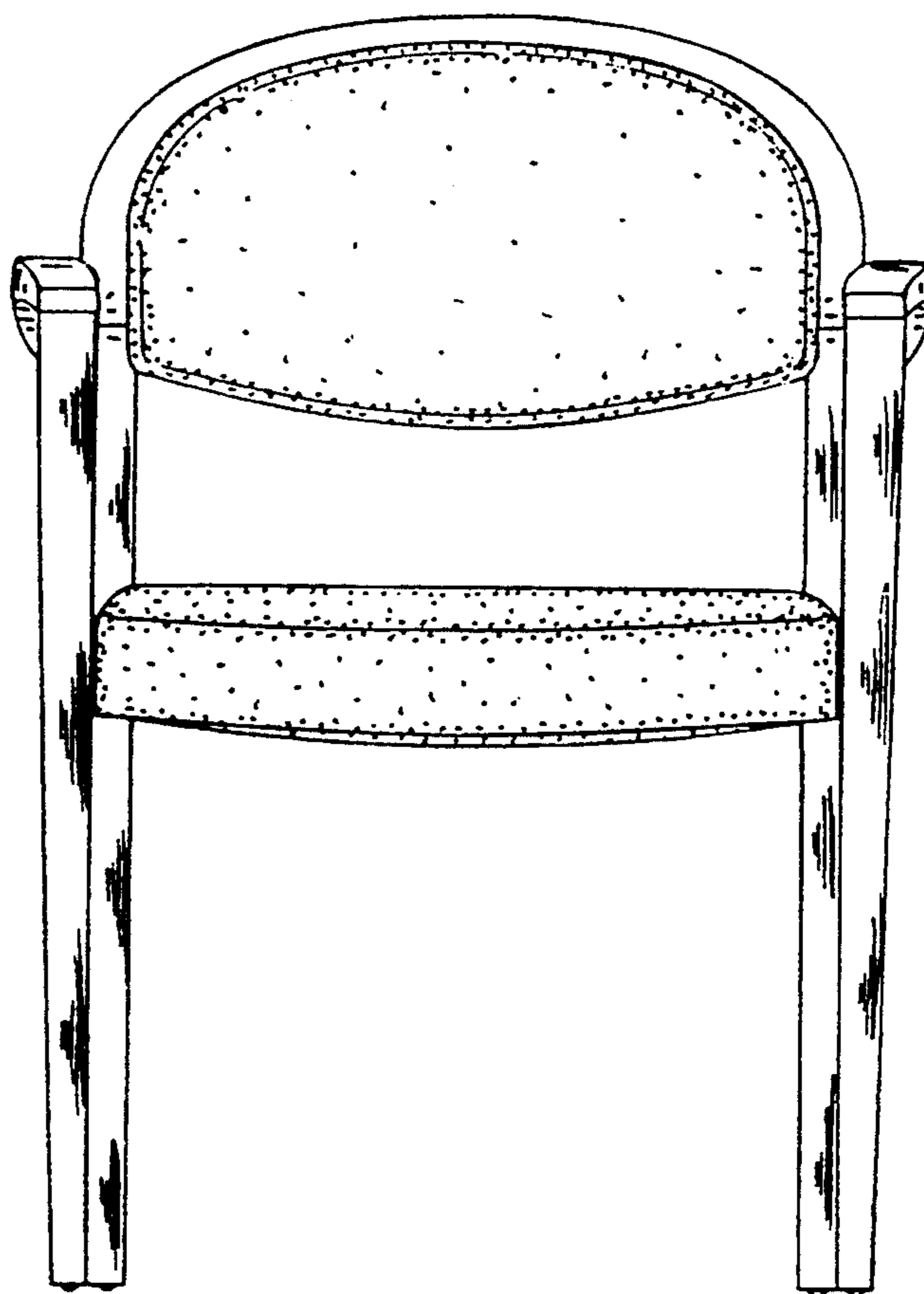
FIG. 1 is a perspective view of an arm chair employing the present design;  
FIG. 2 is a front elevational view thereof;  
FIG. 3 is a left side elevational view, the right side elevational view being a mirror image of the left side elevational view thereof;  
FIG. 4 is a rear elevational view thereof;  
FIG. 5 is a top plan view; and,  
FIG. 6 is a bottom plan view.



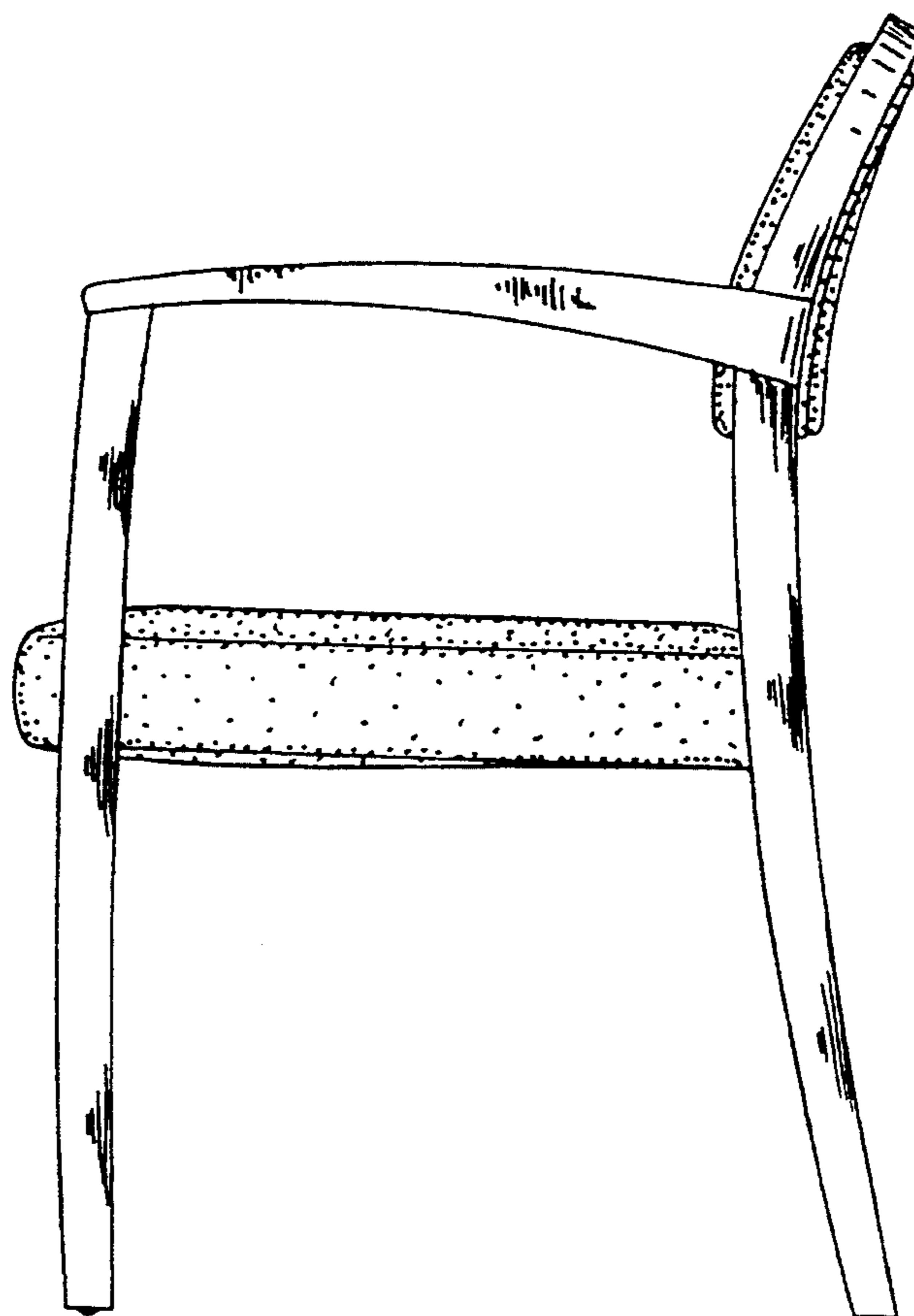


**FIG. 1**

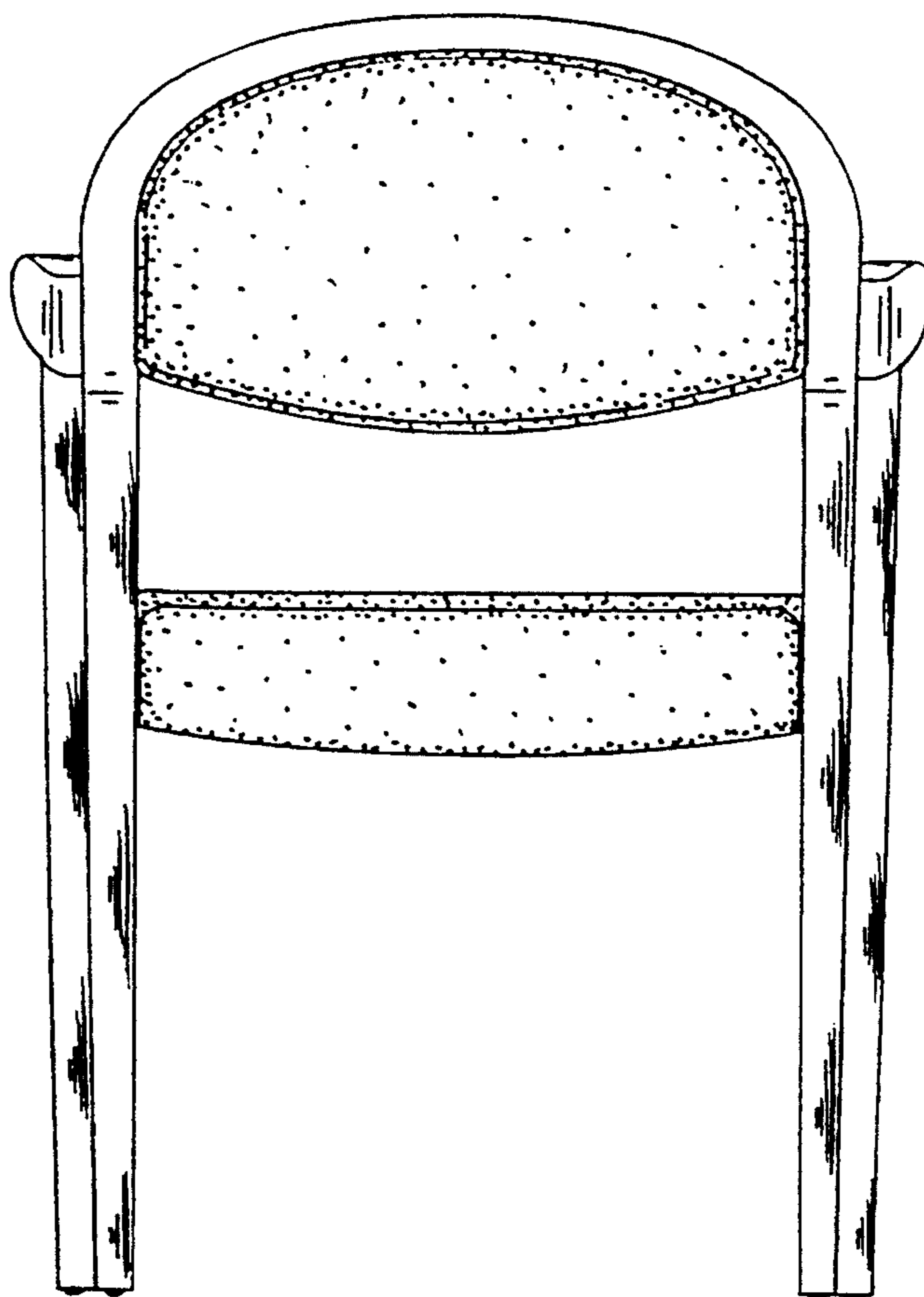
**FIG. 2**



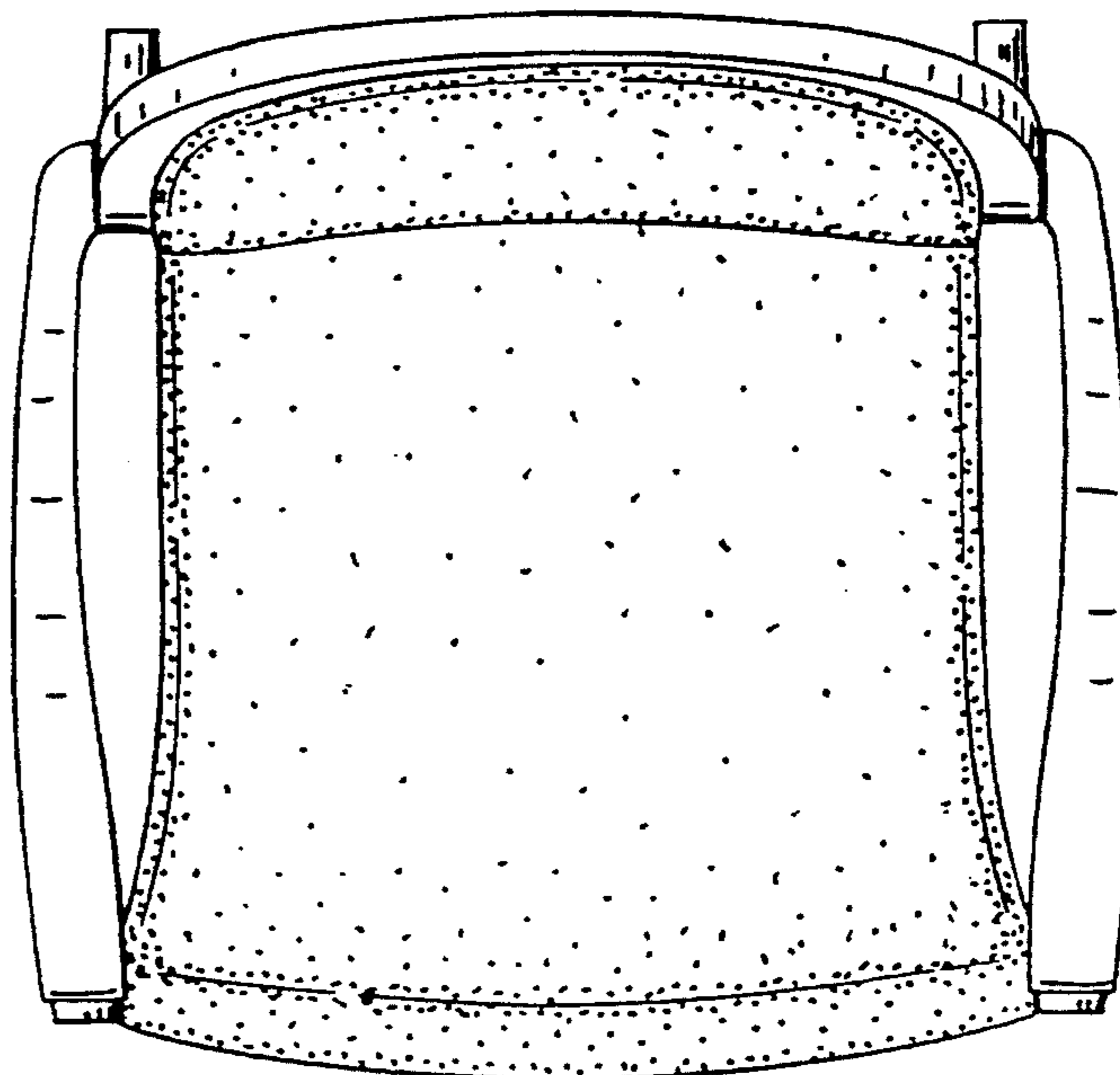
**FIG. 3**

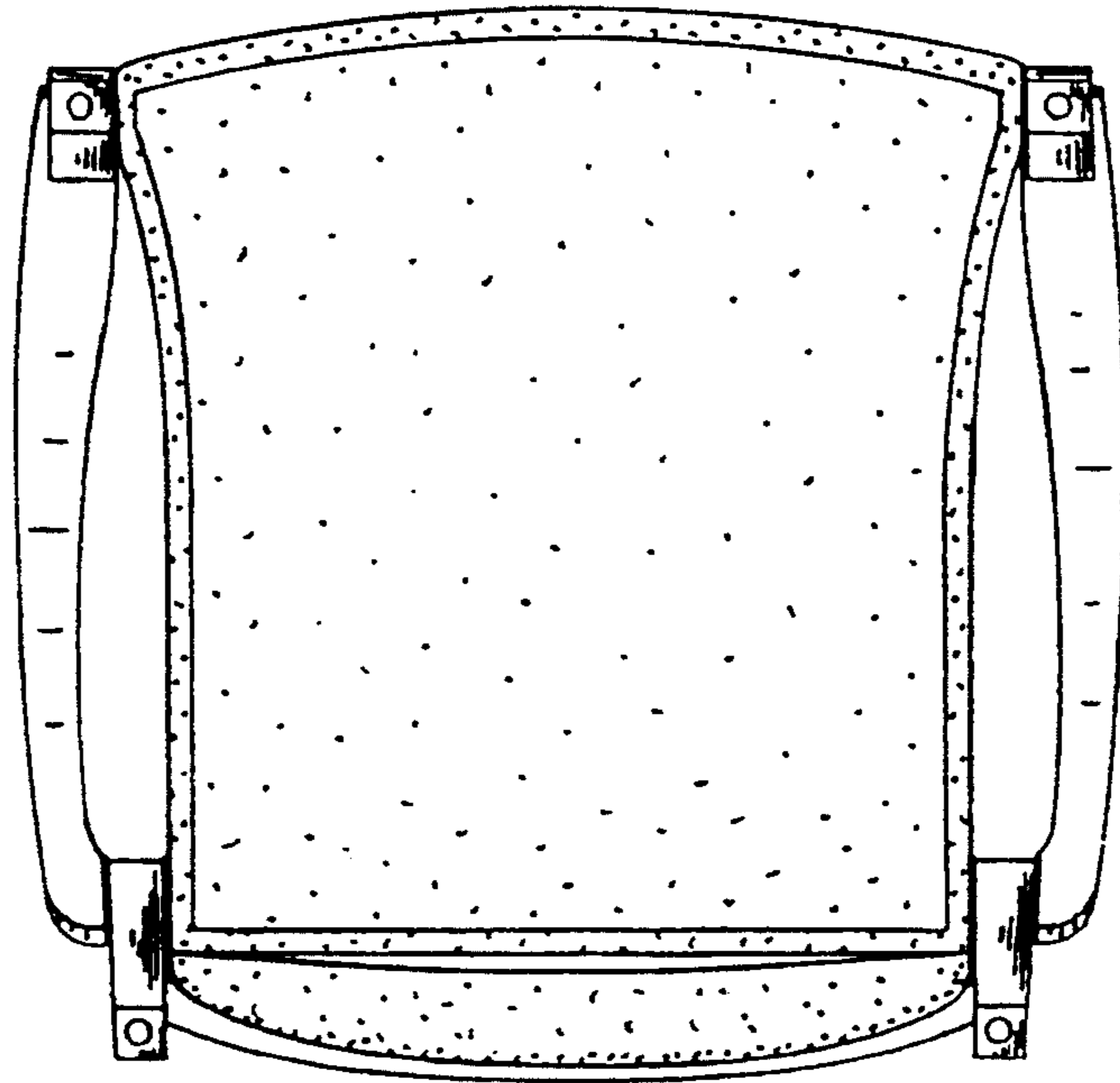


**FIG. 4**



**FIG. 5**





**FIG. 6**