



US00D350441S

United States Patent [19]
Grauert

[11] **Patent Number: Des. 350,441**
[45] **Date of Patent: ** Sep. 13, 1994**

[54] **MIRROR FRAME**

[76] **Inventor: Erwin J. Grauert**, 421 N. Broadway,
Yonkers, N.Y. 10701

[**] **Term: 14 Years**

[21] **Appl. No.: 7,648**

[22] **Filed: Apr. 29, 1993**

[52] **U.S. Cl. D6/300**

[58] **Field of Search D6/300-305,
D6/308-314; 40/152, 152.1, 154-157**

[56] **References Cited**

U.S. PATENT DOCUMENTS

D. 252,832	9/1979	Bouser	D6/308 X
D. 252,833	9/1979	Bouser	D6/308 X
D. 339,920	10/1993	Hampshire	D6/300
599,774	3/1898	Emmenegger	40/152
652,675	6/1900	Hatton	40/152
1,269,828	6/1918	Lockhard	40/152
3,745,680	7/1973	Faust	40/156

OTHER PUBLICATIONS

Gifts & Decorative Acces. p. 212-Jul. 1984, frame at far left & center.

Primary Examiner—Nelson C. Holtje

Assistant Examiner—J. E. Seeger

Attorney, Agent, or Firm—Steven Horowitz

[57] **CLAIM**

The ornamental design for a mirror frame, as shown and described.

DESCRIPTION

FIG. 1 is a top, front and right side perspective view of a mirror frame showing my new design;

FIG. 2 is a top plan view thereof (the bottom plan is a mirror image);

FIG. 3 is a front elevational view;

FIG. 4 is a left side elevational view (the right side view is a mirror image thereof);

FIG. 5 is a rear elevational view; and,

FIG. 6 is a partial cross sectional view taken along the lines 6—6 of FIG. 5.

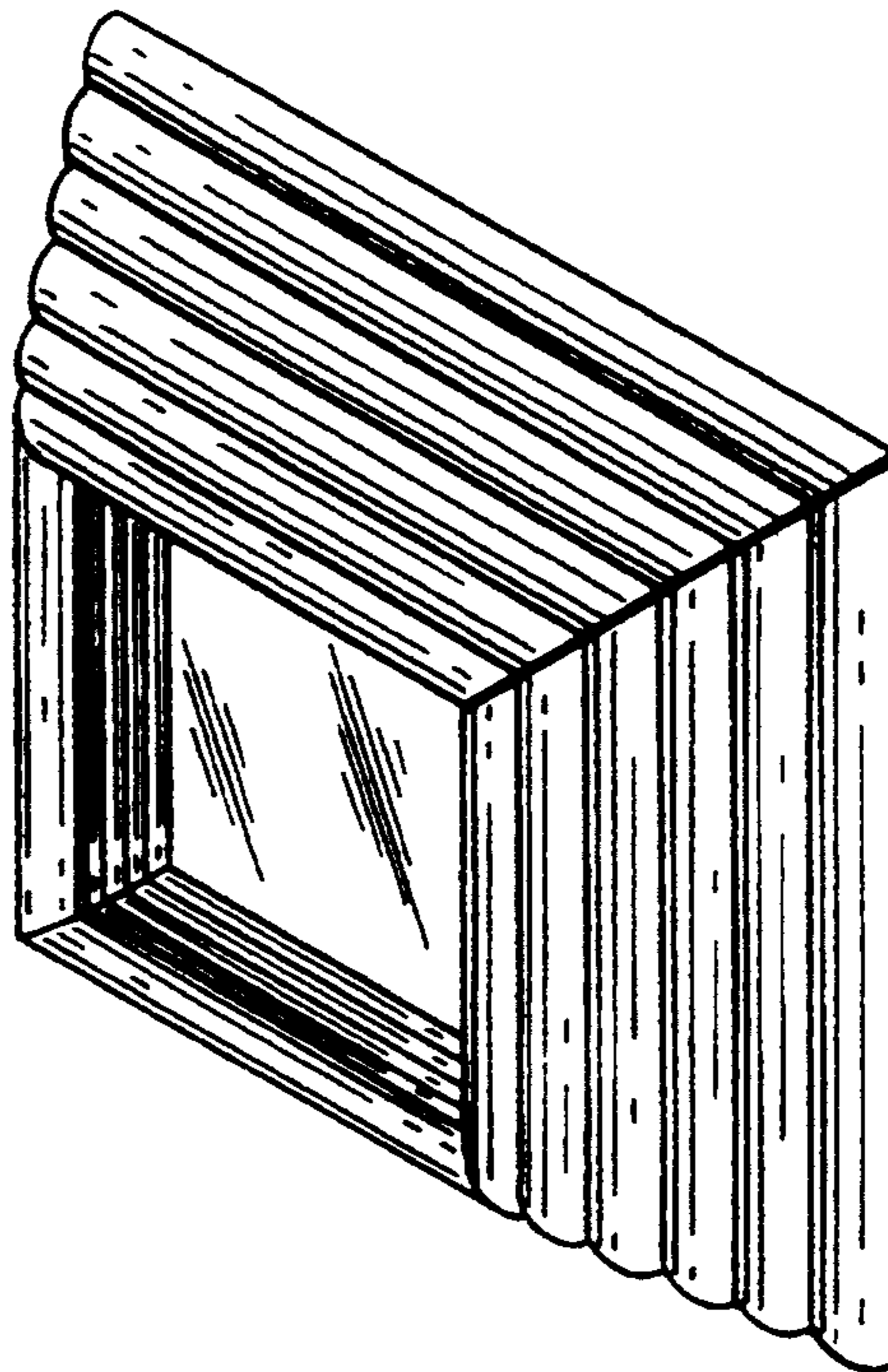


FIG. 1


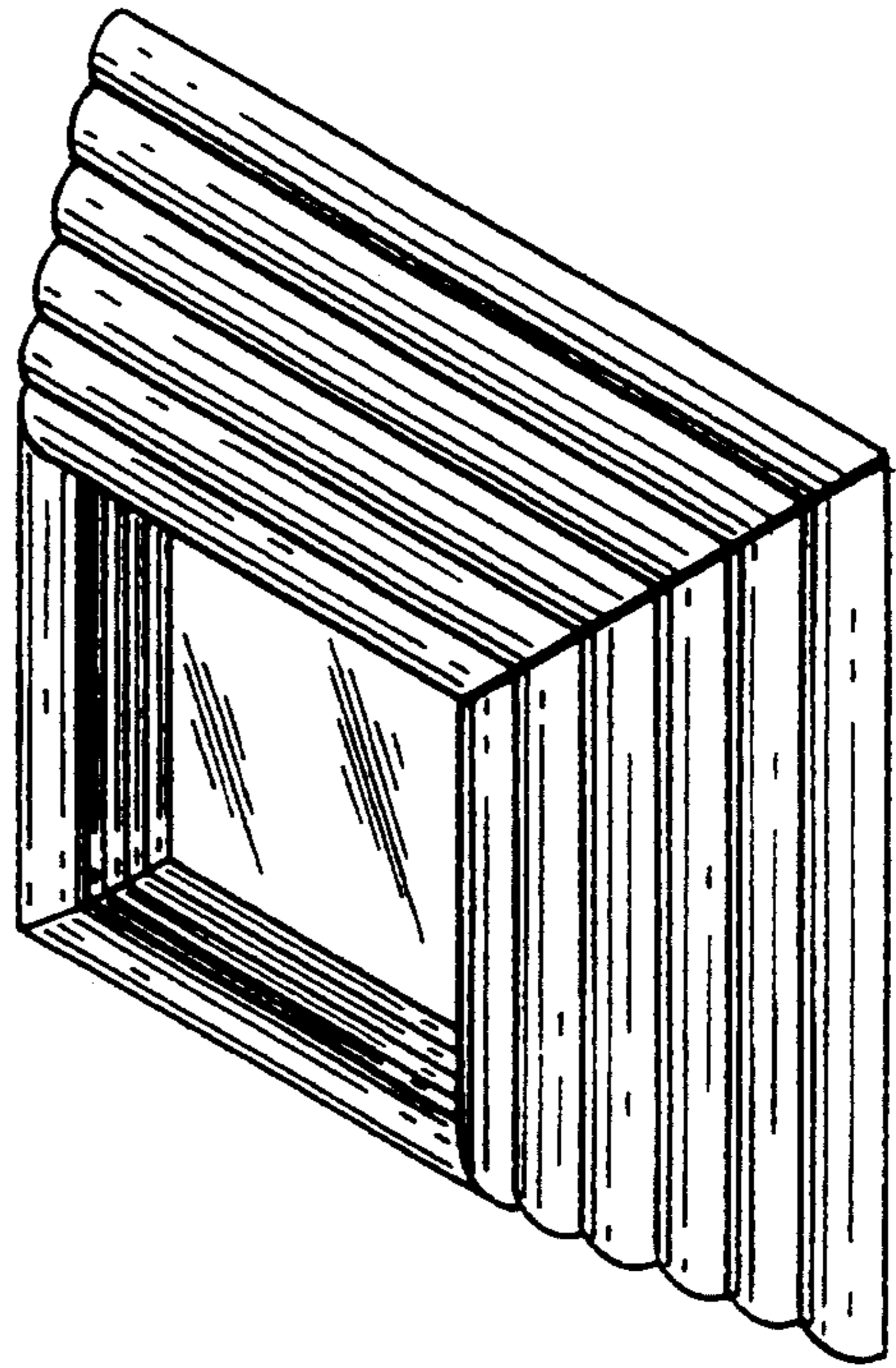


FIG. 2




FIG. 3

FIG. 4




FIG. 6

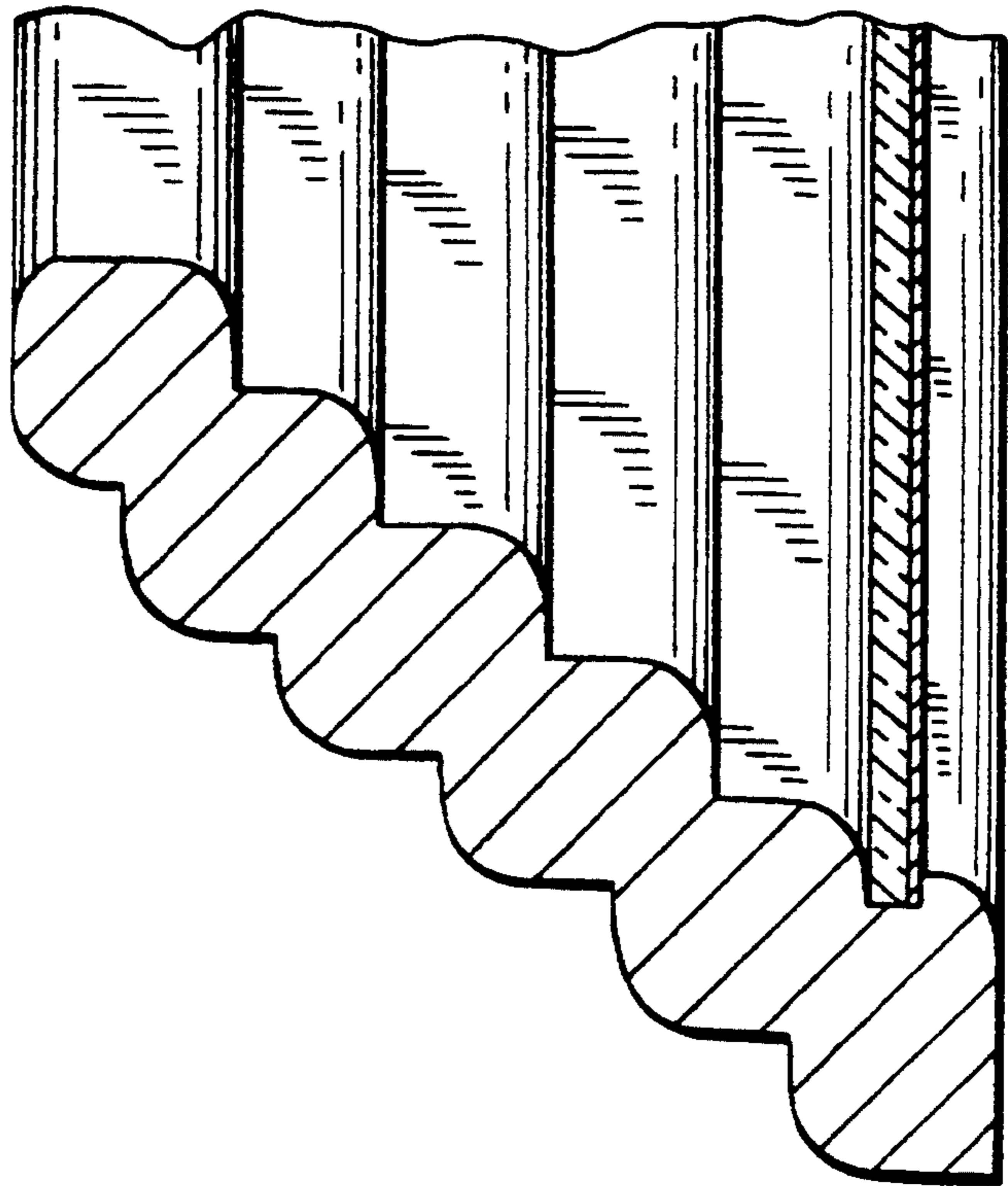


FIG. 5

