



US00D350432S

United States Patent [19]

[11] Patent Number: **Des. 350,432**

Saez

[45] Date of Patent: **** Sep. 13, 1994**

[54] **SHOE INSOLE**

[75] Inventor: **Engle E. Saez**, Marblehead, Mass.

[73] Assignee: **The Stride Rite Corporation**,
Cambridge, Mass.

[**] Term: **14 Years**

[21] Appl. No.: **5,453**

[22] Filed: **Mar. 5, 1993**

[52] U.S. Cl. **D2/961**

[58] Field of Search D2/961, 946, 951, 960;
36/43, 44, 141, 147, 153, 180, 181, 28

3,624,930 12/1971 Johnson et al. 36/43
 4,075,772 2/1978 Skurella 36/43
 4,494,321 1/1985 Lawlor 36/28
 4,776,110 10/1988 Shiang 36/44 X
 5,010,661 4/1991 Chu 36/43

Primary Examiner—Louis S. Zarfaz
Attorney, Agent, or Firm—Fish & Richardson

[57] CLAIM

The ornamental design for a shoe insole, as shown and described.

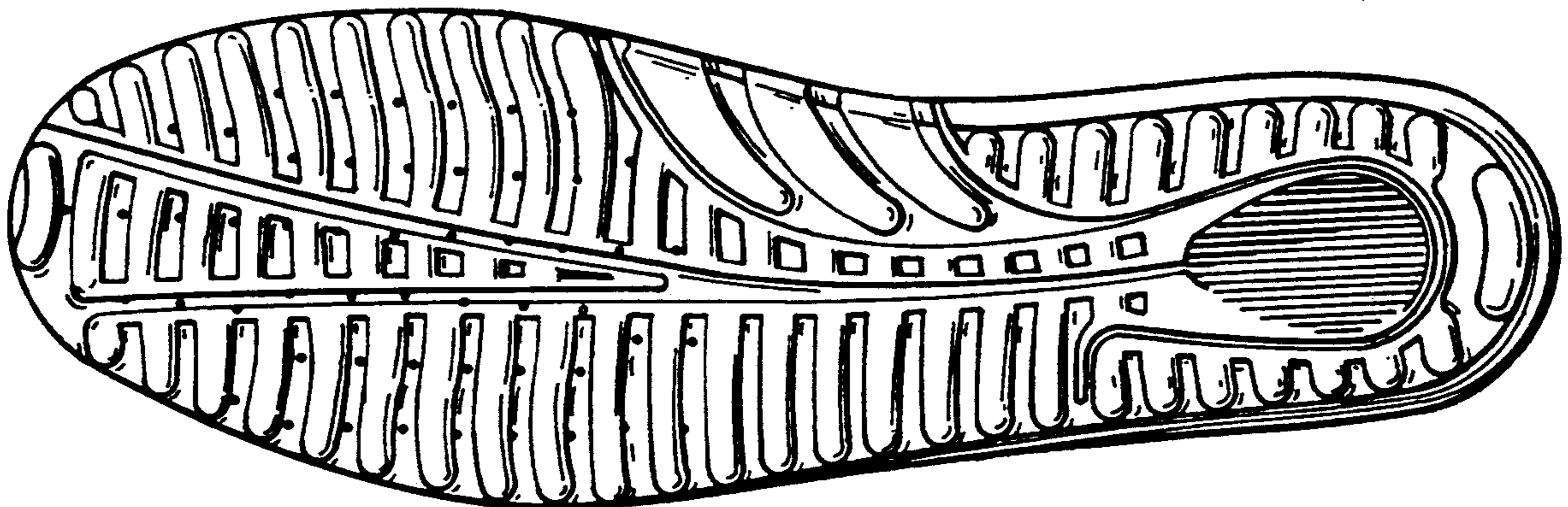
DESCRIPTION

FIG. 1 is a top plan view of a shoe insole showing the new design;
 FIG. 2 is a bottom plan view thereof;
 FIG. 3 is a side elevational view thereof;
 FIG. 4 is a side elevational view thereof of side opposite that shown in FIG. 3;
 FIG. 5 is a front elevational view thereof; and,
 FIG. 6 is a rear elevational view thereof.

[56] **References Cited**

U.S. PATENT DOCUMENTS

D. 289,103	4/1987	Autry	D2/961
D. 290,423	6/1987	Peterson	D2/961
D. 300,687	4/1989	Kelley	D2/961
D. 342,374	12/1993	Wang	D2/961
568,068	9/1896	Hilgert	.	



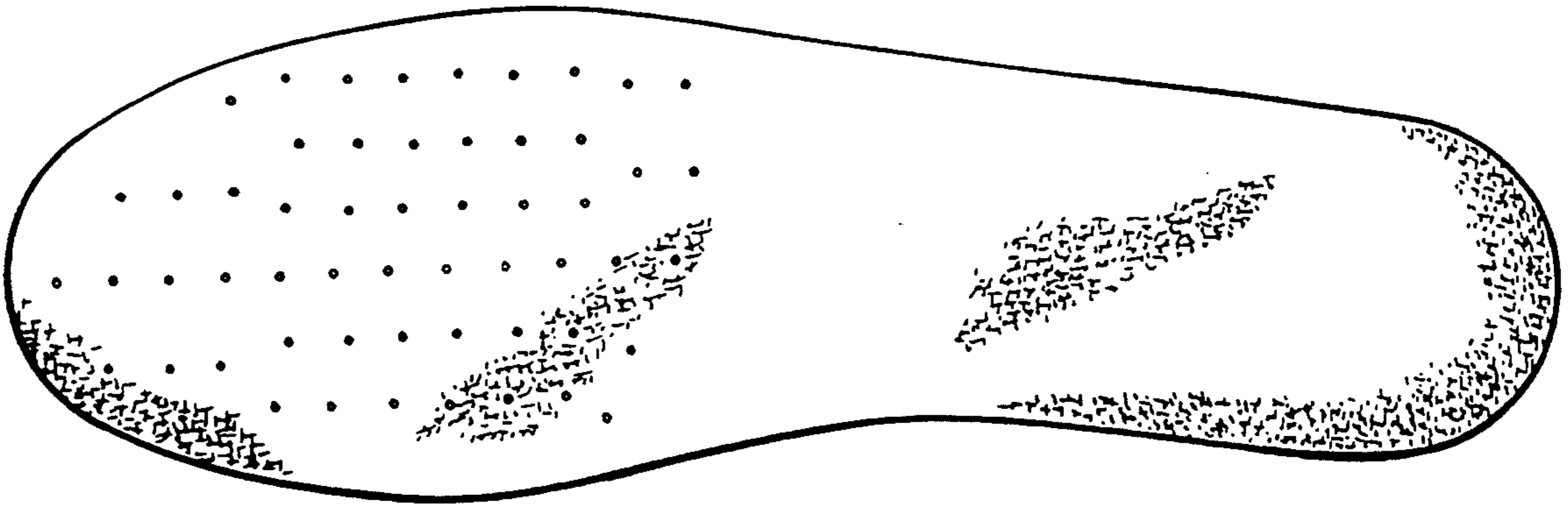


FIG. 1

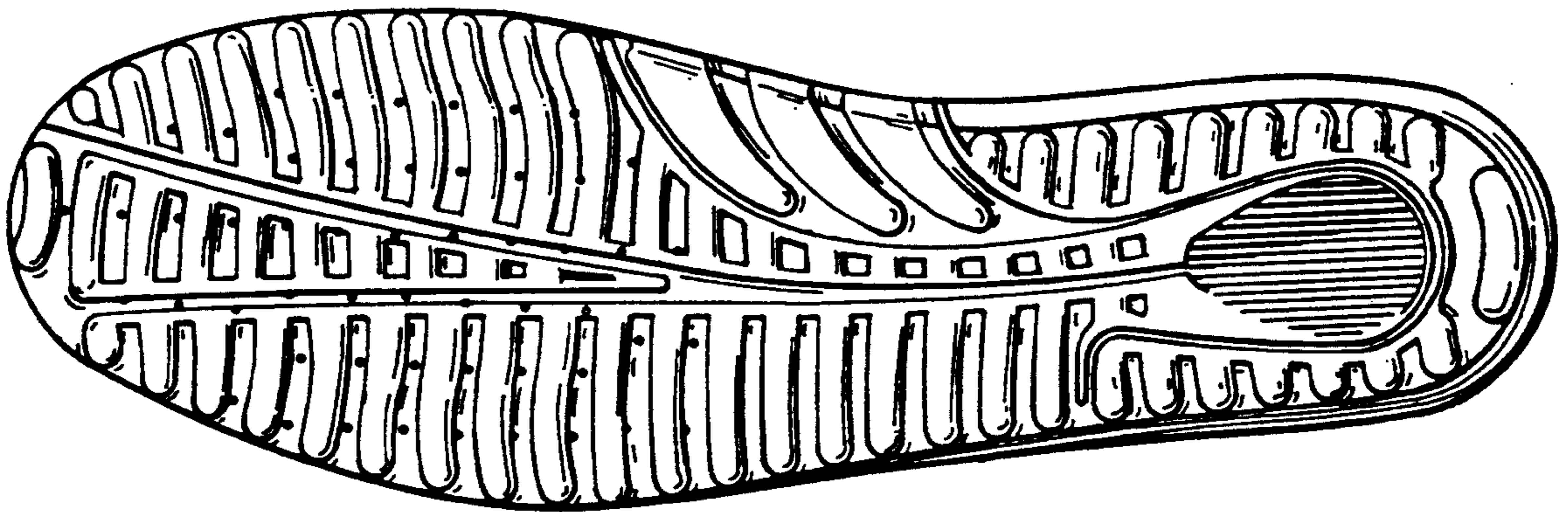


FIG. 2



FIG. 3



FIG. 4




FIG. 5



FIG. 6