



US00D350424S

# United States Patent [19]

[11] Patent Number: **Des. 350,424**

Elliott

[45] Date of Patent: **\*\* Sep. 6, 1994**

## [54] CEILING FAN CLEANER

[76] Inventor: **Bobby J. Elliott**, Rte. 2, Box 202,  
Clinton, Tenn. 37716

[\*\*] Term: **14 Years**

[21] Appl. No.: **3,239**

[22] Filed: **Dec. 31, 1992**

[52] U.S. Cl. .... **D32/40; D4/120**

[58] Field of Search ..... **D4/119-120,**  
**D4/137-138; 15/118, 209.1, 210.1, 228, 244.1,**  
**244.2, 244.3, 244.4, 220.3; D32/40, 50-51**

## [56] References Cited

### U.S. PATENT DOCUMENTS

D. 328,373	7/1992	Murray	.....	D32/40
3,445,880	5/1969	Warner	.....	15/220.3
4,827,556	5/1989	Corsetti	.....	15/210.1 X
4,841,592	6/1989	Restivo	.....	15/210.1

## FOREIGN PATENT DOCUMENTS

47592 7/1933 Denmark ..... 15/220.3

*Primary Examiner*—Wallace R. Burke  
*Assistant Examiner*—Lavone D. Tabor  
*Attorney, Agent, or Firm*—Hugh E. Smith

## [57] CLAIM

The ornamental design for a ceiling fan cleaner, as shown and described.

## DESCRIPTION

FIG. 1 is a front elevational view of the ceiling fan cleaner showing my new design;  
FIG. 2 is a rear elevational view thereof;  
FIG. 3 is a left side elevational view thereof;  
FIG. 4 is a right side elevational view thereof;  
FIG. 5 is a top plan view thereof; and,  
FIG. 6 is a bottom plan view thereof.

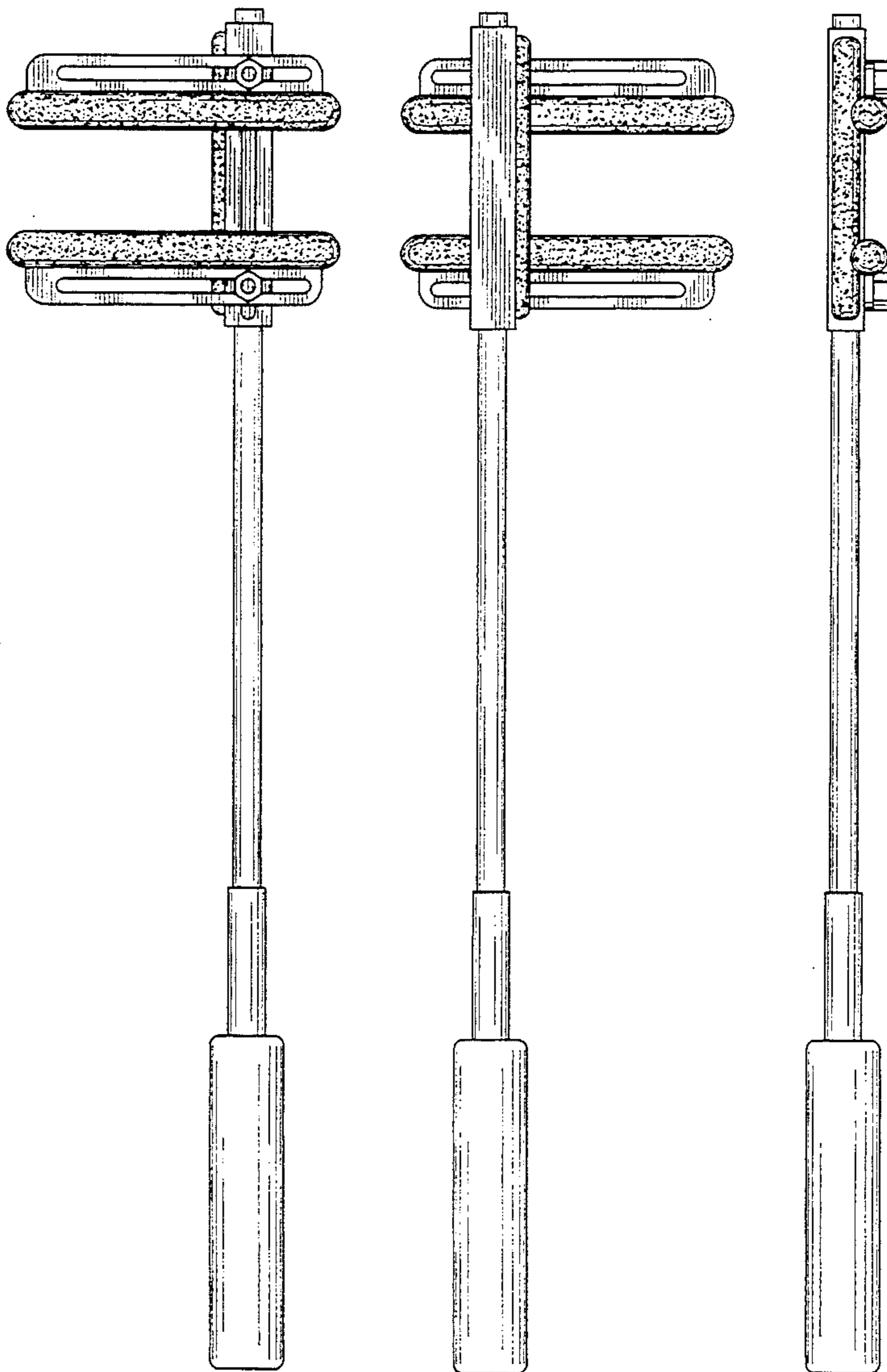


FIG. 1

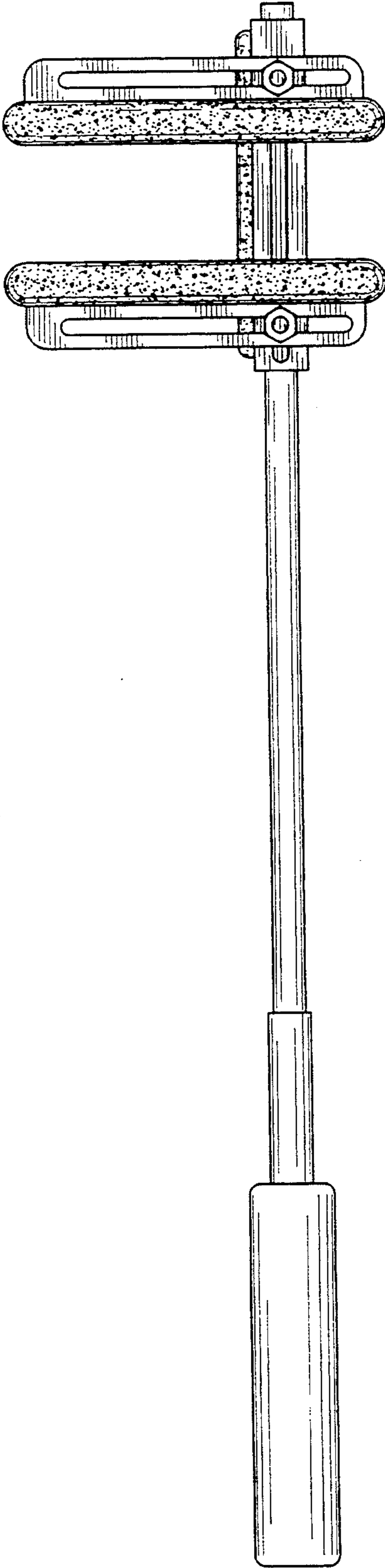


FIG. 2

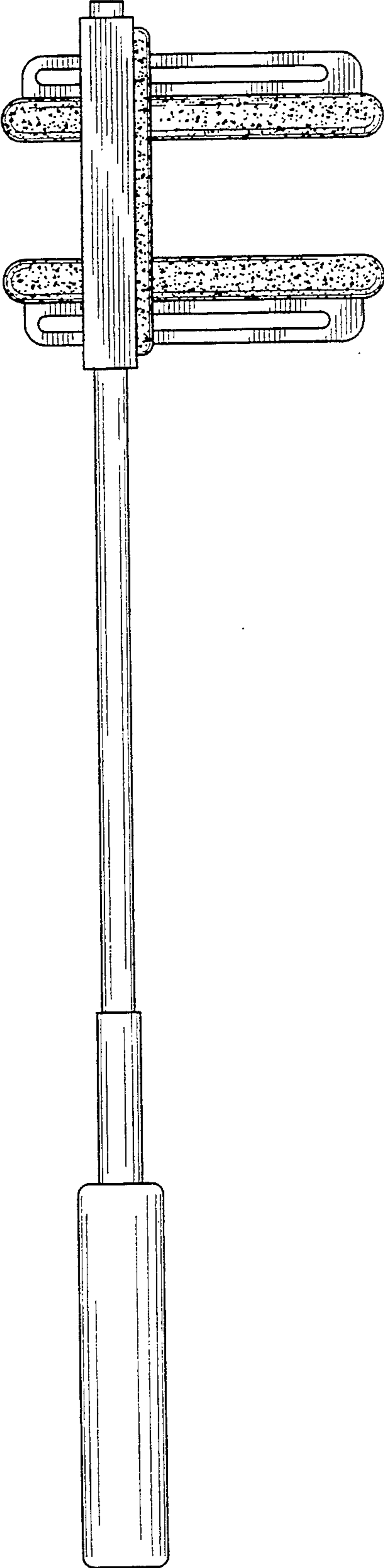


FIG. 3

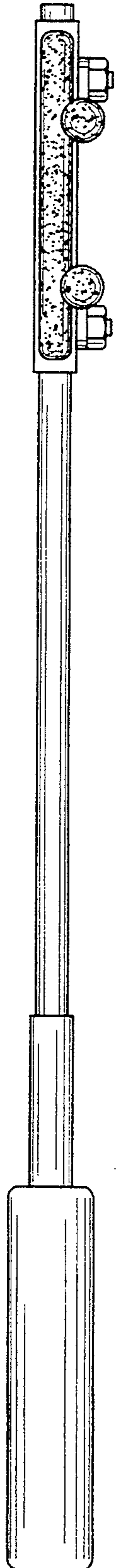
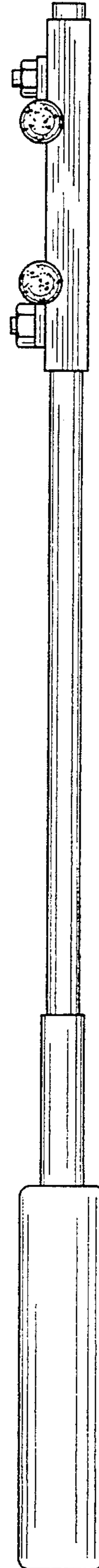
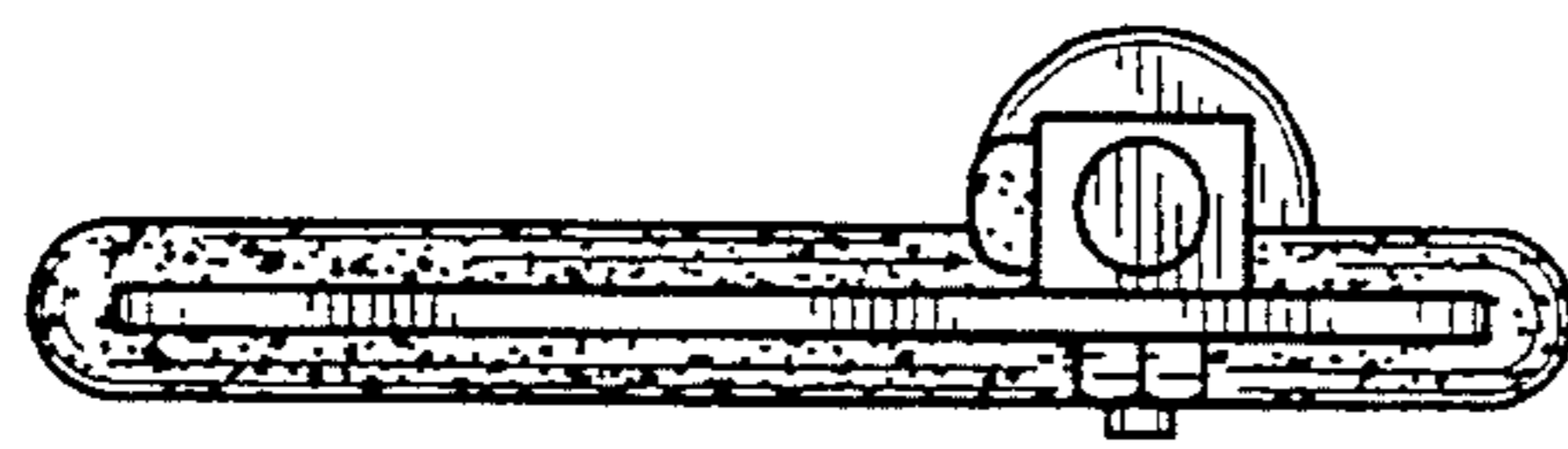


FIG. 4



*FIG. 5*



*FIG. 6*

